

December 17, 2013

The Bank of New York Mellon Trust Company, N.A.
601 Travis, 16th Floor
Houston, TX 77002
Attn: Steven Listi

Moody's Investor Service
7 World Trade Center
New York, NY 10007
Attn: CBO/CLO Monitoring

TICC Capital Corp
8 Sound Shore Drive, Suite 255
Greenwich, CT 06830
Attn: Patrick F. Conroy

Standard and Poors
55 Water Street, 41st Floor
New York, NY 10041-0003
Attn: Asset Backed-CBO/CLO Surveillance

Guggenheim Securities
135 East 57th Street, 7th Floor
New York, NY 10022
Attn: Paul M. Friedman

RE: Monthly Report Dated December 3, 2013


Dear Colleagues:

Pursuant to Section 10.7(a) of the TICC CLO 2012-1 LLC, Indenture, dated as of August 23, 2012, enclosed please find the Monthly Report for the period from and including **November 5, 2013** to and including **December 3, 2013**.

Sincerely,

TICC CLO 2012-1 LLC,

By: TICC Capital Corp. as Collateral Manager



Saul Rosenthal
President

Article 122a Certification

December 17, 2013

The Bank of New York Mellon Trust Company,
National Association
601 Travis Street,
17th Floor
Houston, TX 77002
Attention: Global Corp Trust – TICC CLO 2012-1 LLC

TICC CLO 2012-1 LLC
8 Sound Shore Drive
Suite 255
Greenwich, CT 06830
Attention: Saul Rosenthal

Re: The risk retention letter, dated as of December 17, 2013 (the "Retention Letter"), from TICC Capital Corp. (the "Retention Provider") to Guggenheim Securities, LLC and TICC CLO 2012-1 LLC


Ladies and Gentlemen,

In accordance with the Retention Letter, the Retention Provider hereby [confirms] / [does not confirm], its ongoing direct holding of a retained net economic interest in the transaction in the form of holding a minimum principal amount of Subordinated Notes required by Article 122a and that such retained net economic interest in the Subordinated Notes is not subject to any credit risk mitigation, any short positions or any other hedge (in each case, to the extent not permitted by Article 122a). By the posting of this Article 122a Certification, the Trustee makes no representation as to the accuracy of the statements contained herein and has not independently verified the accuracy of such statements.

Very Truly Yours,

TICC Capital Corp.

By:


Name: Saul Rosenthal
Title: President

Issuer Order

The Bank of New York Mellon Trust Company,
National Association
601 Travis Street,
17th Floor
Houston, TX 77002
Attention: Global Corporate Trust – TICC CLO 2012-1 LLC

Re: The risk retention letter, dated as of December 17, 2013 (the "Retention Letter"), from TICC Capital Corp. (the "Retention Provider") to Guggenheim Securities, LLC and TICC CLO 2012-1 LLC

The Issuer hereby directs The Bank of New York Mellon Trust Company, National Association (the "Trustee") to post to its internet website initially located at gctinvestorreporting@bnymellon.com, the Article 122a Certification completed by the Collateral Manager and attached hereto as Annex A, along with the Monthly Report or the Distribution Report, as applicable. The Issuer acknowledges that by the posting of the Article 122a Certification, the Trustee does not make any representation as to the accuracy of the statements contained therein.

TICC CLO 2012-1 LLC,
as Issuer

By: TICC Capital Corp., its designated manager


By: 
Name: Saul Rosenthal
Title: President

Exhibit I

TICC CLO 2012-1 LLC

SP Monitor as of 12/03/2013

Rated Class	Rated Par Balance	Initial Rating	Shadow	Scenario Default Rate	CurrentBreakEven	CDO Monitor Test Results
A-1	\$ 88,000,000	AAA		26.31%	100.00%	PASS
B-1	\$ 10,000,000	AA		22.76%	100.00%	PASS
C-1	\$ 11,500,000	A		20.28%	100.00%	PASS
D-1	\$ 10,500,000	BBB		17.21%	100.00%	PASS

TICC CLO 2012-1 LLC

The Notes may be beneficially owned only by Persons that (a) (i) are Qualified Purchasers who are not U.S. persons (within the meaning of Regulation S under the United States Securities Act of 1933, as amended) and are purchasing their beneficial interest in an offshore transaction (as defined in Regulation S) or (ii) are Qualified Institutional Buyers or Institutional Accredited Investors and, in either case, are Qualified Purchasers and (b) can make the representations set forth in Section 2.5 of the Indenture or the appropriate Exhibit to the Indenture. Beneficial ownership interests in the Rule 144A Global Secured Notes may be transferred only to a Person that is both a Qualified Institutional Buyer and a Qualified Purchaser and that can make the representations referred to in clause (b) of the preceding sentence. The Issuer has the right to compel any beneficial owner of an interest in Rule 144A Global Secured Notes that does not meet the qualifications set forth in the preceding sentence to sell its interest in such Notes, or may sell such interest on behalf of such owner, pursuant to Section 2.11.

Each holder receiving this report agrees to keep all non-public information herein confidential and not to use such information for any purpose other than its evaluation of its investment in the Notes; *provided* that any holder may provide such information on a confidential basis to any prospective purchaser of such holder's Notes that is permitted by the terms of the Indenture to acquire such holder's Notes and that agrees to keep such information confidential in accordance with the terms of the Indenture.

"The Investment Company Act of 1940, as amended (the "1940 Act"), requires that all holders of the outstanding securities of the Issuer be "Qualified Purchasers" ("Qualified Purchasers") as defined in Section 2(a)(51)(A) of the 1940 Act and related rules. Under the rules, the Issuer must have a "reasonable belief" that all holders of its outstanding securities, including transferees, are Qualified Purchasers. Consequently, all sales and resales of the Notes must be made solely to purchasers that are Qualified Purchasers. Each purchaser of a Note will be deemed to represent at the time of purchase that: (i) the purchaser is a Qualified Purchaser who is (x) an Institutional Accredited Investor ("IAI") within the meaning of Rule 501(a)(1), (2), (3) or (7) under the Securities Act of 1933, as amended (the "Securities Act"), (y) a qualified institutional buyer as defined in Rule 144A under the Securities Act ("QIB") or (z) in the case of Secured Notes only, not a "U.S. person" as defined in Regulation S and is acquiring the Notes in an offshore transaction (as defined in Regulation S) in reliance on the exemption from registration provided by Regulation S; (ii) the purchaser is acting for its own account or the account of another Qualified Purchaser who is a QIB, IAI or, in the case of the Secured Notes only, not a U.S. Person (as defined in Regulation S) (as applicable); (iii) the purchaser is not formed for the purpose of investing in Issuer; (iv) the purchaser, and each account for which it is purchasing, will hold and transfer at least the minimum denominations of the Notes specified in the Indenture; (v) the purchaser understands that the Issuer may receive a list of participants holding positions in securities from one or more book-entry depositories; and (vi) the purchaser will provide written notice of the foregoing, and of any applicable restrictions on transfer, to any subsequent transferees. The Notes may only be transferred to another Qualified Purchaser who is also a QIB, IAI or, in the case of the Secured Notes only, not a U.S. Person (as defined in Regulation S) (as applicable) and all subsequent transferees are deemed to have made representations (i) through (vi) above."

"The Issuer directs that the recipient of this notice, and any recipient of a copy of this notice, provide a copy to any Person having an interest in this Note as indicated on the books of DTC or on the books of a participant in DTC or on the books of an indirect participant for which such participant in DTC acts as agent."

TICC CLO 2012-1 LLC

As Of 03-Dec-2013 Scenario : Initial

Table Of Contents

(1) Portfolio Assets: Requirements Summary	1
(2) Portfolio Assets: Asset Information	5
(3) Portfolio Assets: Notes Information	7
(4) Portfolio Assets: Account Balances	8
(5) Portfolio Assets: Purchase & Sale Activity	9
(6) Class A/B Overcollateralization Ratio Test	10
(7) Class C-1 Overcollateralization Ratio Test	11
(8) Class D-1 Overcollateralization Ratio Test	12
(9) Class A/B Interest Coverage Test	13
(10) Class C-1 Interest Coverage Test	15
(11) Class D-1 Interest Coverage Test	17
(12) Interest Diversion Test	19
(13) Portfolio Assets: Principal Financed Accrued Interest	20
(14) Maximum Moody's Weighted Average Rating Factor Test	21
(15) Minimum Weighted Average Spread Test	23
(16) Minimum Weighted Average Coupon Test	26
(17) Portfolio Assets: Weighted Average Spread - S&P CDO Monitor	27
(18) Minimum Weighted Average Moody's Recovery Rate Test	29
(19) Minimum Weighted Average S&P Recovery Rate Test	31
(20) Minimum Weighted Average S&P Recovery Rate Test - Class A-1	32
(21) Minimum Weighted Average S&P Recovery Rate Test - Class B-1	34
(22) Minimum Weighted Average S&P Recovery Rate Test - Class C-1	36
(23) Minimum Weighted Average S&P Recovery Rate Test - Class D-1	38
(24) Moody's Diversity Test	40
(25) Weighted Average Life Test	43
(26) Interest Coverage Detail	61
(27) Concentration Limitation: (i) Senior Secured Loans, Second Lien Loans, Cash and Eligible Investments	65

TICC CLO 2012-1 LLC

As Of 03-Dec-2013 Scenario : Initial

Table Of Contents (Continued)

(28) Concentration Limitation: (ii) Second Lien Loans	67
(29) Concentration Limitation: (iii) Bonds	68
(30) Concentration Limitation: (iv) Seventh highest Obligor	69
(31) Concentration Limitation: (iv) Fourth highest Obligor	70
(32) Concentration Limitation: (iv) Highest Obligor	71
(33) Concentration Limitation: (iv) Top Ten Obligors and Obligor Ratings at purchase	72
(34) Concentration Limitation: (v) Highest Obligor having Moody's Rating based on credit estimates and/or private ratings, per clause (a)	77
(35) Concentration Limitation: (vi) Moody's Default Probability Rating of "Caa1" or below (other than a Defaulted Obligation)	78
(36) Concentration Limitation: (vii) S&P Rating of "CCC+" or below (other than a Defaulted Obligation)	79
(37) Concentration Limitation: (viii) Fixed Rate Obligations	80
(38) Concentration Limitation: (ix) Unsecured Loans or Subordinate Loans	81
(39) Concentration Limitation: (x) Collateral Obligations that have a portion that may be convertible into or exchangeable for an Equity Security	82
(40) Concentration Limitation: (xi) DIP Collateral Obligations	83
(41) Concentration Limitation: (xii) Delayed Drawdown Collateral Obligations or Revolving Collateral Obligations	84
(42) Concentration Limitation: (xii) Revolving Collateral Obligations	85
(43) Concentration Limitation: (xiii) Participation Interests	86
(44) Concentration Limitation: (xiv) Third Party Credit Exposure	87
(45) Concentration Limitation: (xiv) Third Party Credit Exposure - Aggregate Limit (S&P: A)	88
(46) Concentration Limitation: (xiv) Third Party Credit Exposure - Aggregate Limit (S&P: A+)	89
(47) Concentration Limitation: (xiv) Third Party Credit Exposure - Aggregate Limit (S&P: AA)	90
(48) Concentration Limitation: (xiv) Third Party Credit Exposure - Aggregate Limit (S&P: AA-)	91
(49) Concentration Limitation: (xiv) Third Party Credit Exposure - Aggregate Limit (S&P: AA+)	92
(50) Concentration Limitation: (xiv) Third Party Credit Exposure - Aggregate Limit (S&P: AAA)	93
(51) Concentration Limitation: (xiv) Third Party Credit Exposure - Individual Limit (S&P: A)	94
(52) Concentration Limitation: (xiv) Third Party Credit Exposure - Individual Limit (S&P: A+)	95
(53) Concentration Limitation: (xiv) Third Party Credit Exposure - Individual Limit (S&P: AA)	96

TICC CLO 2012-1 LLC

As Of 03-Dec-2013 Scenario : Initial

Table Of Contents (Continued)

(54) Concentration Limitation: (xiv) Third Party Credit Exposure - Individual Limit (S&P: AA-)	97
(55) Concentration Limitation: (xiv) Third Party Credit Exposure - Individual Limit (S&P: AA+)	98
(56) Concentration Limitation: (xiv) Third Party Credit Exposure - Individual Limit (S&P: AAA)	99
(57) Concentration Limitation: (xv) S&P Rating Derived from a Moody's Rating per Clause (iii)(a)	100
(58) Concentration Limitation: (xvi) S&P Rating based on credit estimates per Clause (iii)(b)	101
(59) Concentration Limitation: (xvii) Moody's Rating Per Clauses (e)(i)(A) or (e)(i)(B)	102
(60) Concentration Limitation: (xviii) Domiciled outside the United States	103
(61) Concentration Limitation: (xix) Domiciled in all Tax Jurisdictions in the aggregate	104
(62) Concentration Limitation: (xx) Fourth highest S&P Industry Classification	105
(63) Concentration Limitation: (xx)(x) Highest S&P Industry Classification	106
(64) Concentration Limitation: (xx)(y) Third highest S&P Industry Classification	107
(65) Concentration Limitation: (xxi) Fourth highest Moody's Industry Classification	108
(66) Concentration Limitation: (xxi)(x) Highest Moody's Industry Classification	109
(67) Concentration Limitation: (xxi)(y) Third highest Moody's Industry Classification	110
(68) Concentration Limitation: (xxii) Collateral Obligations that pay interest at least annually, but less frequently than quarterly	111
(69) Concentration Limitation: (xxiii) Cov-Lite Loans	112
(70) Concentration Limitation: (xxiv) Long Dated Obligations	113
(71) Concentration Limitation: (xxv) Middle Market Loans	114
(72) Concentration Limitation: (xxvi) Collateral Obligations with indicative pricing from one or more Approved Third Party Pricing Services	115
(73) Portfolio Assets: Highest Haircut Amount for OC Test	117
(74) Portfolio Assets: Defaulted Obligation Detail	118
(75) Portfolio Assets: Excess CCC/Caa Adjustment Amount	119
(76) Portfolio Assets: Discounted Obligations Trade Level	120
(77) Portfolio Assets: Discounted Obligations (z) Purchased at less than 75% per clause (y)	121
(78) Portfolio Assets: Discounted Obligations (z) Purchased per clause (y)	122
(79) Portfolio Assets: Discounted Obligations (z) Purchased per clause (y) since Closing Date	123

TICC CLO 2012-1 LLC

As Of 03-Dec-2013 Scenario : Initial

Table Of Contents (Continued)

(80) Portfolio Assets: Rating Information	124
(81) Portfolio Assets: Moody's Default Probability Rating Information	126
(82) Portfolio Assets: Moody's Rating Information	128
(83) Portfolio Assets: Moody's Derived Rating Per Clause (e)(i)(C)(ii)	130
(84) Portfolio Assets: Industry Information	131
(85) Portfolio Assets: Moody's Industry Information	133
(86) Portfolio Assets: S&P Industry Information	136
(87) Portfolio Assets: Affiliated Issuers	139
(88) Portfolio Assets: Country Information	144
(89) Portfolio Assets: Discretionary Reason For Sale	146
(90) Portfolio Assets: Moody's Rating via RiskCalc Application	147
(91) Portfolio Assets: S&P Rating Information	148
(92) Portfolio Assets: Weighted Average Rating Factor	150
(93) Portfolio Assets: Section 5.1 (g)	152
(94) Moody's Counterparty Criteria: Aggregate Participation Interest with Selling Institutions Rated <= Aaa	153
(95) Moody's Counterparty Criteria: Aggregate Participation Interest with Selling Institutions Rated <= Aa1	154
(96) Moody's Counterparty Criteria: Aggregate Participation Interest with Selling Institutions Rated <= Aa2	155
(97) Moody's Counterparty Criteria: Aggregate Participation Interest with Selling Institutions Rated <= Aa3	156
(98) Moody's Counterparty Criteria: Aggregate Participation Interest with Selling Institutions Rated <= A1 and P1	157
(99) Moody's Counterparty Criteria: Aggregate Participation Interest with Selling Institutions Rated <= A2	158
(100) Moody's Counterparty Criteria: Aggregate Participation Interest with Selling Institutions Rated <= A2 and P1	159
(101) Moody's Counterparty Criteria: Individual Participation Interest with Selling Institutions Rated <= Aaa	160
(102) Moody's Counterparty Criteria: Individual Participation Interest with Selling Institutions Rated <= Aa1	161
(103) Moody's Counterparty Criteria: Individual Participation Interest with Selling Institutions Rated <= Aa2	162
(104) Moody's Counterparty Criteria: Individual Participation Interest with Selling Institutions Rated <= Aa3	163
(105) Moody's Counterparty Criteria: Individual Participation Interest with Selling Institutions Rated <= A1 and P1	164
(106) Moody's Counterparty Criteria: Individual Participation Interest with Selling Institutions Rated <= A2	165

TICC CLO 2012-1 LLC

As Of 03-Dec-2013 Scenario : Initial

Table Of Contents (Continued)

(107) Moody's Counterparty Criteria: Individual Participation Interest with Selling Institutions Rated <= A2 and P1	166
(108) Portfolio Assets: Cashflow Summary	167

Total Number of Pages: 169

Portfolio Assets: Requirements Summary

Requirements Summary

	Outcome	Requirement	Result
Collateral Quality			
Maximum Moody's Weighted Average Rating Factor Test	3485	<=3525	PASS
Minimum Weighted Average Coupon Test	0.00%	>=7.00%	N/A
Minimum Weighted Average Moody's Recovery Rate Test	46.4%	>= 41.00%	PASS
Minimum Weighted Average S&P Recovery Rate Test			PASS
Minimum Weighted Average S&P Recovery Rate Test - Class A-1	35.0%	>= 32.00%	PASS
Minimum Weighted Average S&P Recovery Rate Test - Class B-1	43.2%	>= 39.00%	PASS
Minimum Weighted Average S&P Recovery Rate Test - Class C-1	48.4%	>= 44.25%	PASS
Minimum Weighted Average S&P Recovery Rate Test - Class D-1	54.3%	>= 46.50%	PASS
Minimum Weighted Average Spread Test	6.57%	>=6.25%	PASS
Moody's Diversity Test	28	>=25	PASS
Weighted Average Life Test	4.64	<=7	PASS

Concentration Limitation

Concentration Limitation: (i) Senior Secured Loans, Second Lien Loans, Cash and Eligible Investments	100.0%	>= 90.0%	PASS
Concentration Limitation: (ii) Second Lien Loans	13.7%	<= 15.0%	PASS
Concentration Limitation: (iii) Bonds	0.0%	<= 10.0%	PASS
Concentration Limitation: (iv) Fourth highest Obligor	3.5%	<= 3.5%	PASS
Concentration Limitation: (iv) Highest Obligor	3.8%	<= 4.0%	PASS
Concentration Limitation: (iv) Seventh highest Obligor	3.0%	<= 3.0%	PASS
Concentration Limitation: (ix) Unsecured Loans or Subordinate Loans	0.0%	<= 5.0%	PASS
Concentration Limitation: (v) Highest Obligor having Moody's Rating based on credit estimates and/or private ratings, per clause (a)	3.0%	<= 3.0%	PASS
Concentration Limitation: (vi) Moody's Default Probability Rating of "Caa1" or below (other than a Defaulted Obligation)	19.6%	<= 20.0%	PASS
Concentration Limitation: (vii) S&P Rating of "CCC+" or below (other than a Defaulted Obligation)	0.9%	<= 12.5%	PASS
Concentration Limitation: (viii) Fixed Rate Obligations	0.0%	<= 5.0%	PASS

Asset Information

Defaulted Obligations \$0.00

Liability Information

Tranche	Commitment	Outstanding
Class A-1 Notes	\$176,000,000.00	\$176,000,000.00
Class B-1 Notes	\$20,000,000.00	\$20,000,000.00
Class C-1 Notes	\$23,000,000.00	\$23,000,000.00
Class C-1 Notes Deferred Interest	\$0.00	\$0.00
Class D-1 Notes	\$21,000,000.00	\$21,000,000.00
Class D-1 Notes Deferred Interest	\$0.00	\$0.00
Subordinated Notes	\$80,000,000.00	\$80,000,000.00
	\$320,000,000.00	\$320,000,000.00

* Deferred Interests or Participating Payments are excluded from totals

Portfolio Assets: Requirements Summary

	Outcome	Requirement	Result
Concentration Limitation			
Concentration Limitation: (x) Collateral Obligations that have a portion that may be convertible into or exchangeable for an Equity Security	0.0%	<= 10.0%	PASS
Concentration Limitation: (xi) DIP Collateral Obligations	0.0%	<= 5.0%	PASS
Concentration Limitation: (xii) Delayed Drawdown Collateral Obligations or Revolving Collateral Obligations	0.5%	<= 10.0%	PASS
Concentration Limitation: (xii) Revolving Collateral Obligations	0.0%	<= 3.0%	PASS
Concentration Limitation: (xiii) Participation Interests	0.0%	<= 20.0%	PASS
Concentration Limitation: (xiv) Third Party Credit Exposure	0.0%	<= 20.0%	PASS
Concentration Limitation: (xiv) Third Party Credit Exposure - Aggregate Limit (S&P: A)	0.0%	<= 5.0%	PASS
Concentration Limitation: (xiv) Third Party Credit Exposure - Aggregate Limit (S&P: A+)	0.0%	<= 5.0%	PASS
Concentration Limitation: (xiv) Third Party Credit Exposure - Aggregate Limit (S&P: AA)	0.0%	<= 10.0%	PASS
Concentration Limitation: (xiv) Third Party Credit Exposure - Aggregate Limit (S&P: AA+)	0.0%	<= 10.0%	PASS
Concentration Limitation: (xiv) Third Party Credit Exposure - Aggregate Limit (S&P: AA-)	0.0%	<= 10.0%	PASS
Concentration Limitation: (xiv) Third Party Credit Exposure - Aggregate Limit (S&P: AAA)	0.0%	<= 20.0%	PASS
Concentration Limitation: (xiv) Third Party Credit Exposure - Individual Limit (S&P: A):	0.0%	<= 5.0%	PASS
Concentration Limitation: (xiv) Third Party Credit Exposure - Individual Limit (S&P: A+):	0.0%	<= 5.0%	PASS
Concentration Limitation: (xiv) Third Party Credit Exposure - Individual Limit (S&P: AA):	0.0%	<= 10.0%	PASS
Concentration Limitation: (xiv) Third Party Credit Exposure - Individual Limit (S&P: AA+):	0.0%	<= 10.0%	PASS
Concentration Limitation: (xiv) Third Party Credit Exposure - Individual Limit (S&P: AA-):	0.0%	<= 10.0%	PASS
Concentration Limitation: (xiv) Third Party Credit Exposure - Individual Limit (S&P: AAA):	0.0%	<= 20.0%	PASS
Concentration Limitation: (xix) Domiciled in all Tax Jurisdictions in the aggregate	0.0%	<= 2.5%	PASS
Concentration Limitation: (xv) S&P Rating Derived from a Moody's Rating per Clause (iii)(a)	0.0%	<= 10.0%	PASS
Concentration Limitation: (xvi) S&P Rating based on credit estimates per Clause (iii)(b)	6.8%	<= 20.0%	PASS
Concentration Limitation: (xvii) Moody's Rating Per Clauses (e)(i)(A) or (e)(i)(B)	0.0%	<= 10.0%	PASS

Portfolio Assets: Requirements Summary

	Outcome	Requirement	Result
Concentration Limitation			
Concentration Limitation: (xviii) Domiciled outside the United States	2.4%	<= 5.0%	PASS
Concentration Limitation: (xx) Fourth highest S&P Industry Classification	8.5%	<= 15.0%	PASS
Concentration Limitation: (xx)(x) Highest S&P Industry Classification	12.7%	<= 20.0%	PASS
Concentration Limitation: (xx)(y) Third highest S&P Industry Classification	9.1%	<= 17.5%	PASS
Concentration Limitation: (xxi) Fourth highest Moody's Industry Classification	8.5%	<= 15.0%	PASS
Concentration Limitation: (xxi)(x) Highest Moody's Industry Classification	12.1%	<= 20.0%	PASS
Concentration Limitation: (xxi)(y) Third highest Moody's Industry Classification	9.1%	<= 17.5%	PASS
Concentration Limitation: (xxii) Collateral Obligations that pay interest at least annually, but less frequently than quarterly	0.0%	<= 10.0%	PASS
Concentration Limitation: (xxiii) Cov-Lite Loans	10.1%	<= 10.0%	FAIL
Concentration Limitation: (xxiv) Long Dated Obligations	0.0%	<= 0.0%	PASS
Concentration Limitation: (xxv) Middle Market Loans	0.0%	<= 25.0%	PASS
Concentration Limitation: (xxvi) Collateral Obligations with indicative pricing from one or more Approved Third Party Pricing Services	100.0%	>= 90.0%	PASS
Counterparty Criteria			
Moody's Counterparty Criteria: Aggregate Participation Interest with Selling Institutions Rated <= A1 and P1	0.0%	<= 12.5%	PASS
Moody's Counterparty Criteria: Aggregate Participation Interest with Selling Institutions Rated <= A2	0.0%	<= 0.0%	PASS
Moody's Counterparty Criteria: Aggregate Participation Interest with Selling Institutions Rated <= A2 and P1	0.0%	<= 7.5%	PASS
Moody's Counterparty Criteria: Aggregate Participation Interest with Selling Institutions Rated <= Aa1	0.0%	<= 20.0%	PASS
Moody's Counterparty Criteria: Aggregate Participation Interest with Selling Institutions Rated <= Aa2	0.0%	<= 20.0%	PASS
Moody's Counterparty Criteria: Aggregate Participation Interest with Selling Institutions Rated <= Aa3	0.0%	<= 20.0%	PASS
Moody's Counterparty Criteria: Aggregate Participation Interest with Selling Institutions Rated <= Aaa	0.0%	<= 20.0%	PASS

Portfolio Assets: Requirements Summary

	Outcome	Requirement	Result
Counterparty Criteria			
Moody's Counterparty Criteria: Individual Participation Interest with Selling Institutions Rated <= A1 and P1:	0.0%	<= 10.0%	PASS
Moody's Counterparty Criteria: Individual Participation Interest with Selling Institutions Rated <= A2:	0.0%	<= 0.0%	PASS
Moody's Counterparty Criteria: Individual Participation Interest with Selling Institutions Rated <= A2 and P1:	0.0%	<= 5.0%	PASS
Moody's Counterparty Criteria: Individual Participation Interest with Selling Institutions Rated <= Aa1:	0.0%	<= 20.0%	PASS
Moody's Counterparty Criteria: Individual Participation Interest with Selling Institutions Rated <= Aa2:	0.0%	<= 20.0%	PASS
Moody's Counterparty Criteria: Individual Participation Interest with Selling Institutions Rated <= Aa3:	0.0%	<= 15.0%	PASS
Moody's Counterparty Criteria: Individual Participation Interest with Selling Institutions Rated <= Aaa:	0.0%	<= 20.0%	PASS
Coverage			
Class A/B Interest Coverage Test	492.97%	>= 160.00%	PASS
Class A/B Overcollateralization Ratio Test	165.05%	>= 152.50%	PASS
Class C-1 Interest Coverage Test	388.10%	>= 140.00%	PASS
Class C-1 Overcollateralization Ratio Test	147.72%	>= 136.50%	PASS
Class D-1 Interest Coverage Test	314.72%	>= 120.00%	PASS
Class D-1 Overcollateralization Ratio Test	134.79%	>= 126.00%	PASS
Interest Diversion Test	134.79%	>= 126.00%	PASS
Summary			
Portfolio Assets: Discounted Obligations (z) Purchased at less than 75% per clause (y)	0.00%	<= 2.50%	PASS
Portfolio Assets: Discounted Obligations (z) Purchased per clause (y)	0.00%	<= 5.00%	PASS
Portfolio Assets: Discounted Obligations (z) Purchased per clause (y) since Closing Date	0.00%	<= 10.00%	PASS
Portfolio Assets: Discretionary Reason For Sale	7.78%	<= 20.00%	PASS
Portfolio Assets: Moody's Derived Rating Per Clause (e)(i)(C)(ii)	0.00%	<= 5.00%	PASS
Portfolio Assets: Moody's Rating via RiskCalc Application	\$0.00	\$64,700,243.86	PASS

Portfolio Assets: Asset Information

Total Number of Assets

58

Total Number of Equity

0

Security	Asset ID	Security Type	Par Amount	Principal Balance	Moody's Rating	Moody's DP Rating	S&P Rating	All-In Rate	Index Spread	Maturity Date	% CPA
ABB Con-Cise Optical Group LLC - Term B-1 Loan	ABBCONCSE_TB1	Term Loan	\$6,633,333.34	\$6,633,333.34	B2	B2	B	4.5000%	3.5000%	06-Feb-2019	2.0505%
Arsloane Acquisition LLC - First Lien Tranche B Term Loan	ARSLOANE_TRB	Term Loan	\$9,600,000.00	\$9,600,000.00	B1	B2	B+	7.5000%	6.2500%	01-Oct-2019	2.9675%
ASP HHI Acquisition Co Inc - Additional Term Loan	ASPHHIACQ_RTL	Term Loan	\$4,033,097.43	\$4,033,097.43	B2	B2	B+	5.0000%	3.7500%	05-Oct-2018	1.2467%
Attachmate Corporation - First Lien Term Loan	ATTCHMTE_FL	Term Loan	\$5,430,609.86	\$5,430,609.86	B1	B2	B	7.2500%	5.7500%	22-Nov-2017	1.6787%
Attachmate Corporation - Second Lien Term Loan	ATCHMTECRP_SL	Term Loan	\$7,000,000.00	\$7,000,000.00	B2	B2	B	11.0000%	9.5000%	22-Nov-2018	2.1638%
Compucom Systems Inc - Term Loan	COMPUCOMSY_TL	Term Loan	\$6,982,500.00	\$6,982,500.00	B1	B2	B	4.2500%	3.2500%	11-May-2020	2.1584%
CRCI Holdings Inc - Delayed Draw Term Loan	CRCHOLDG_DDTL	Delayed Draw Security	\$1,687,500.00	\$1,687,500.00	B3	B3	***	1.2500%	4.0000%	10-Jul-2019	0.5216%
CRCI Holdings Inc - Dollar Term Loan	CRCIHLDG_USTL	Term Loan	\$5,812,500.00	\$5,812,500.00	B3	B3	***	5.0000%	4.0000%	10-Jul-2019	1.7967%
Cunningham Lindsey US Inc - First Lien Initial Term Loan	CUNINGHLIND_FL	Term Loan	\$2,977,500.00	\$2,977,500.00	Ba3	B1	B	5.0000%	3.7500%	10-Dec-2019	0.9204%
Deltek Inc - First Lien Term Loan	DELTEKINC_FL	Term Loan	\$4,615,125.00	\$4,615,125.00	B1	B3	B	5.0000%	3.7500%	10-Oct-2018	1.4266%
DG FastChannel Inc - Term Loan	DGFSTCHNL_TLB	Term Loan	\$5,214,055.70	\$5,214,055.70	B2	B2	B+	7.2500%	6.0000%	26-Jul-2018	1.6118%
Edmentum Inc - First Lien Term Loan	PLATOINC_TL	Term Loan	\$1,927,934.45	\$1,927,934.45	Ba3	B2	B	6.0000%	4.7500%	17-May-2018	0.5960%
First American Payment Systems - First Lien Term Loan	1STAMPYMT_FL	Term Loan	\$3,602,000.00	\$3,602,000.00	B1	B2	B	5.7500%	4.5000%	12-Oct-2018	1.1134%
First American Payment Systems - Second Lien Term Loan	1STAMPYMT_SL	Term Loan	\$5,600,000.00	\$5,600,000.00	Caa1	Caa1	B	10.7500%	9.5000%	12-Apr-2019	1.7311%
First Data Corp - 2017 New Dollar Term Loan	1STDATA_RE17TL	Term Loan	\$9,050,721.38	\$9,050,721.38	B1	B3	B	4.1660%	4.0000%	24-Mar-2017	2.7977%
First Data Corp - 2018B New Term Loan	1STDAT_18BNTL	Term Loan	\$480,952.38	\$480,952.38	B1	B3	B	4.1660%	4.0000%	24-Sep-2018	0.1487%
Generic Drug Holdings Inc - Term B-1 Loan	GNRCDRGH_TB1L	Term Loan	\$3,491,250.00	\$3,491,250.00	B1	B2	B	5.0000%	4.0000%	17-Aug-2020	1.0792%
Grede I LLC - Term Loan	GREDEILLC_TL	Term Loan	\$2,058,974.70	\$2,058,974.70	B2	B1	B+	4.5000%	3.5000%	02-May-2018	0.6365%
Healogics Inc - First Lien Term B Loan	HEALOGICS_FL	Term Loan	\$3,316,666.66	\$3,316,666.66	B1	B2	B	5.2500%	4.0000%	05-Feb-2019	1.0252%
Healogics Inc - Second Lien Term Loan	HEALOGICIN_SL	Term Loan	\$4,000,000.00	\$4,000,000.00	Caa1	Caa1	B	9.2500%	8.0000%	05-Feb-2020	1.2365%
Help Systems Holdings Inc - First Lien Initial Term Loan	HELPSYS_TL	Term Loan	\$9,600,000.00	\$9,600,000.00	***	***	B	5.5000%	4.5000%	28-Jun-2019	2.9675%
Hoffmaster Group Inc - First Lien Term Loan	HOFFMSTRGP_TL	Term Loan	\$1,909,788.00	\$1,909,788.00	B2	B3	B	6.5000%	5.2500%	03-Jan-2018	0.5903%
iEnergizer Limited - Term Loan	IENERGZRDL_TL	Term Loan	\$7,800,000.00	\$7,800,000.00	B2	B2	B	7.2500%	6.0000%	01-May-2019	2.4111%
Integra Telecom Holdings Inc - Term B Loan	INTGTLCMH_TBL	Term Loan	\$4,338,200.00	\$4,338,200.00	B2	B3	B+	5.2500%	4.0000%	22-Feb-2019	1.3410%
Jackson Hewitt Inc - Senior Secured Term Loan	JCKSNHWT_SSTL	Term Loan	\$9,600,000.00	\$9,600,000.00	***	***	***	10.0000%	8.5000%	16-Oct-2017	2.9675%
JHCI Acquisition Inc - First Lien Term Loan	JACOBSON_1TL	Term Loan	\$8,813,863.64	\$8,813,863.64	B1	B3	B-	7.0026%	5.7500%	11-Jul-2019	2.7245%
Mercury Payment Systems LLC - Term Loan	MRCRYPYMT_TL	Term Loan	\$989,915.97	\$989,915.97	B1	B1	B+	5.5000%	4.0000%	01-Jul-2017	0.3060%
Merrill Communications LLC - Term Loan	MERILCOM_TL	Term Loan	\$11,880,577.27	\$11,880,577.27	B1	B3	B-	7.2500%	6.2500%	08-Mar-2018	3.6725%
MModal Inc - Term B Loan	MMODAL_BTL	Term Loan	\$3,816,629.21	\$3,816,629.21	B2	Caa1	B-	7.5000%	6.5000%	16-Aug-2019	1.1798%
NAB Holdings LLC - Term Loan	NABHOLDNG_TL	Term Loan	\$2,812,500.00	\$2,812,500.00	Ba3	B1	BB-	7.0000%	5.5000%	24-Apr-2018	0.8694%
National Vision Inc - Term Loan	NTLVISN_TL	Term Loan	\$3,893,333.33	\$3,893,333.33	B1	B2	B+	7.0000%	5.7500%	02-Aug-2018	1.2035%
New Breed Inc - Term Loan	NEWBREDINC_TL	Term Loan	\$3,903,333.33	\$3,903,333.33	B2	B2	B	6.0000%	4.7500%	01-Oct-2019	1.2066%
NexTag Inc - Term Loan	NEXTAGINC_TL	Term Loan	\$6,640,577.63	\$6,640,577.63	Caa1	Caa1	B-	9.2500%	7.7500%	28-Jan-2016	2.0527%
Otter Products LLC - Term Loan	OTTERPRDCT_TL	Term Loan	\$12,166,000.00	\$12,166,000.00	B1	B1	B+	5.2500%	4.2500%	29-Apr-2019	3.7607%
Packaging Coordinators Inc - First Lien Term Loan B	PCKNGCOORD_FL	Term Loan	\$4,987,500.00	\$4,987,500.00	Caa1	Caa1	***	5.5000%	4.2500%	11-May-2020	1.5417%
Presidio Inc - New Term Loan	PRESIDIO_FLTL	Term Loan	\$3,465,000.00	\$3,465,000.00	Ba3	B1	B+	5.7500%	4.5000%	31-Mar-2017	1.0711%
Radnet Management Inc - Tranche B Term Loan	RADNTMNGE_NTL	Term Loan	\$3,960,010.30	\$3,960,010.30	Ba3	B2	B	4.2563%	3.2500%	10-Oct-2018	1.2241%
Renfro Corporation - Tranche B Term Loan	RENFRO_TLB	Term Loan	\$2,646,666.67	\$2,646,666.67	B2	B2	B	5.7500%	4.5000%	30-Jan-2019	0.8181%
Roundy's Supermarkets Inc - Tranche B Term Loan	77999V9T1	Term Loan	\$8,909,480.40	\$8,909,480.40	B1	B2	B-	5.7500%	4.5000%	13-Feb-2019	2.7541%
Sedgwick Claims Management Services Inc - Second Lien Term B Loan	SDGCLMNGSV_SL	Term Loan	\$1,500,000.00	\$1,500,000.00	Caa1	Caa1	B	8.0000%	7.0000%	12-Dec-2018	0.4637%
Sedgwick Claims Management Services Inc - Term B Loan	SDGWCKCMS_FL	Term Loan	\$1,995,000.00	\$1,995,000.00	B1	B2	B	4.2500%	3.2500%	12-Jun-2018	0.6167%
SESAC Holdco II LLC - First Lien Term Loan	SESACHLDCO_FL	Term Loan	\$8,257,600.00	\$8,257,600.00	B1	B2	B	6.0000%	4.7500%	08-Feb-2019	2.5526%
SESAC Holdco II LLC - Second Lien Term Loan	SESACHLDII_SL	Term Loan	\$2,000,000.00	\$2,000,000.00	Caa1	Caa1	B	10.0000%	8.7500%	08-Feb-2019	0.6182%
SkillsSoft Corporation - New Term Loan	SKILLSFT_NTL	Term Loan	\$2,554,761.98	\$2,554,761.98	Ba3	B2	B	5.0000%	3.7500%	26-May-2017	0.7897%
SourceHOV LLC - First Lien Term B Loan	SOURCEHOV_FL	Term Loan	\$4,788,000.00	\$4,788,000.00	B1	B2	B	5.2500%	4.0000%	30-Apr-2018	1.4801%

Security	Asset ID	Security Type	Par Amount	Principal Balance	Moody's Rating	Moody's DP Rating	S&P Rating	All-In Rate	Index Spread	Maturity Date	% CPA
SourceHOV LLC - Second Lien Term Loan	SRCEHOV_SL	Term Loan	\$2,000,000.00	\$2,000,000.00	Caa1	Caa1	B	8.7500%	7.5000%	30-Apr-2019	0.6182%
Sportsman's Warehouse Inc - First Out Term Loan	SPRTSMNW_FOTL	Term Loan	\$9,576,000.00	\$9,576,000.00	B2	B2	B	7.2500%	6.0000%	20-Aug-2019	2.9601%
STG-Fairway Acquisitions Inc - First Lien Term Loan	FRSTADVCRP_FL	Term Loan	\$3,457,625.00	\$3,457,625.00	***	***	B	6.2500%	5.0000%	28-Feb-2019	1.0688%
SumTotal Systems LLC - Second Lien Term Loan	SUMTOTLSYS_SL	Term Loan	\$11,250,000.00	\$11,250,000.00	Caa1	Caa1	B	10.2500%	9.0000%	16-May-2019	3.4776%
Technimark LLC - Initial Term Loan	TECHNIMRK_ITL	Term Loan	\$9,576,000.00	\$9,576,000.00	***	***	***	5.5000%	4.2500%	17-Apr-2019	2.9601%
TeleGuam Holdings LLC - Second Lien Term Loan	TELEGUAMHD_SL	Term Loan	\$5,312,500.00	\$5,312,500.00	***	***	***	8.7500%	7.5000%	10-Dec-2018	1.6422%
Topps Company (The) - Term Loan	TOPSCOMPNY_TL	Term Loan	\$6,700,000.00	\$6,700,000.00	B1	B2	B	7.2500%	6.0000%	02-Oct-2018	2.0711%
TravelCLICK Inc - First Lien Term B Loan	TRVLCLCK_FLTB	Term Loan	\$7,163,392.22	\$7,163,392.22	Ba3	B2	B	5.7500%	4.5000%	16-Mar-2016	2.2143%
UniTek Global Services Inc - New Incremental Term Loan	UNITKGLB_NITL	Term Loan	\$2,963,073.34	\$2,963,073.34	Caa2	Caa2	CCC-	15.0000%	13.5000%	16-Apr-2018	0.9159%
UniTek Global Services Inc - New Incremental Term Loan PIK	UTKGSI_NITLPK	Term Loan	\$226,615.32	\$0.00	Caa2	Caa2	CCC-	15.0000%	13.5000%	16-Apr-2018	0.0000%
Vision Solutions Inc - Second Lien Term Loan	VISNSOLT_SLTL	Term Loan	\$5,600,000.00	\$5,600,000.00	Caa1	Caa1	B+	9.5000%	8.0000%	24-Jul-2017	1.7311%
Wall Street Systems Delaware Inc - First Lien Term Loan	WALSTYSDE_FL	Term Loan	\$3,970,000.00	\$3,970,000.00	B2	B3	B	5.7500%	4.5000%	25-Oct-2019	1.2272%
Waupaca Foundry Inc - Tranche A-1 Loan	WAUPACFND_TA1	Term Loan	\$9,353,403.21	\$9,353,403.21	B2	B1	B+	4.5000%	3.5000%	29-Jun-2017	2.8913%
		Grand Total	\$303,892,067.72	\$303,665,452.40							

Portfolio Assets: Notes Information

Tranche	All-In-Rate	Base Rate	Spread	Date From	Date To	Interest	Class Break-even Default Rate	Par Amount Outstanding
Class A-1 Notes	1.98760%	0.23760%	1.75000%	25-Nov-2013	25-Feb-2014	\$893,978.31	0.0000%	\$176,000,000.00
Class B-1 Notes	3.73760%	0.23760%	3.50000%	25-Nov-2013	25-Feb-2014	\$191,032.89	0.0000%	\$20,000,000.00
Class C-1 Notes	4.98760%	0.23760%	4.75000%	25-Nov-2013	25-Feb-2014	\$293,160.04	0.0000%	\$23,000,000.00
Class D-1 Notes	5.98760%	0.23760%	5.75000%	25-Nov-2013	25-Feb-2014	\$321,334.53	0.0000%	\$21,000,000.00
Grand Total						\$1,699,505.78		\$240,000,000.00

Portfolio Assets: Account Balances

Account Name	Account Number	Account Type	Balance	Reinvestment Income
TICC CLO 2012-1 LLC - Custodial Account	716741	General	\$0.00	\$0.00
TICC CLO 2012-1 LLC - Expense Reserve Account	716743	Reserve	\$0.00	\$0.00
TICC CLO 2012-1 LLC - Interest Collection Account	716740	Interest	\$1,363,593.59	\$28.42
TICC CLO 2012-1 LLC - Payment Account	716739	General	\$0.00	\$0.00
TICC CLO 2012-1 LLC - Principal Collection Account	716740	Principal	\$19,835,766.90	\$413.36
TICC CLO 2012-1 LLC - Ramp-Up Account	716742	Principal	\$0.00	\$0.00
TICC CLO 2012-1 LLC - Revolver Funding Account	716744	Reserve	\$1,687,500.00	\$35.17
TICC CLO 2012-1 LLC - Supplemental Expense Reserve Account	716774	General	\$130,898.01	\$2.73
Grand Total			\$23,017,758.50	\$479.66

Portfolio Assets: Purchase & Sale Activity

Security	Security ID	Trade Date	PAR Amount	Price	Principal	Interest	Total Proceeds	Reason For Trade
Facility Increase								
UniTek Global Services Inc - New Incremental Term Loan PIK	UTKGSJ_NITLPK	29-Nov-2013	\$10,244.85	\$0.00	(\$10,244.85)	\$0.00	(\$10,244.85)	
Facility Increase Subtotal			\$10,244.85		(\$10,244.85)	\$0.00	(\$10,244.85)	
LIBOR Paydown								
Attachmate Corporation - First Lien Term Loan	ATTCHMTE_FL	18-Nov-2013	(\$160,177.01)	\$0.00	\$160,177.01	\$0.00	\$160,177.01	
EIG Investors Corp - First Lien Term Loan	EIGINVSTR_FLT	25-Nov-2013	(\$5,871,457.93)	\$0.00	\$5,871,457.93	\$0.00	\$5,871,457.93	
EIG Investors Corp - First Lien Term Loan	EIGINVSTR_FLT	25-Nov-2013	(\$14,715.43)	\$0.00	\$14,715.43	\$0.00	\$14,715.43	
First American Payment Systems - First Lien Term Loan	1STAMRPYMT_FL	27-Nov-2013	(\$16,000.00)	\$0.00	\$16,000.00	\$0.00	\$16,000.00	
JHCI Acquisition Inc - First Lien Term Loan	JACOBSON_1TL	15-Nov-2013	(\$163,636.36)	\$0.00	\$163,636.36	\$0.00	\$163,636.36	
National Vision Inc - Term Loan	NTLVISN_TL	07-Nov-2013	(\$30,000.00)	\$0.00	\$30,000.00	\$0.00	\$30,000.00	
New Breed Inc - Term Loan	NEWBREDINC_TL	29-Nov-2013	(\$66,666.67)	\$0.00	\$66,666.67	\$0.00	\$66,666.67	
Renaissance Learning Inc - Retired - Initial Term Loan	RENAISLRN_ITL	14-Nov-2013	(\$3,655,384.61)	\$0.00	\$3,655,384.61	\$0.00	\$3,655,384.61	
Six3 Systems Inc - Term Loan	SIX3SYTM_TLB	15-Nov-2013	(\$4,764,000.00)	\$0.00	\$4,764,000.00	\$0.00	\$4,764,000.00	
Web.com Group Inc - First Lien Term Loan	WEBCOMGRP_FL	05-Nov-2013	(\$45,567.61)	\$0.00	\$45,567.61	\$0.00	\$45,567.61	
LIBOR Paydown Subtotal			(\$14,787,605.63)		\$14,787,605.63	\$0.00	\$14,787,605.63	
Prime Paydown								
Attachmate Corporation - First Lien Term Loan	ATTCHMTE_FL	18-Nov-2013	(\$1,264.27)	\$0.00	\$1,264.27	\$0.00	\$1,264.27	
Prime Paydown Subtotal			(\$1,264.27)		\$1,264.27	\$0.00	\$1,264.27	
Purchases								
EIG Investors Corp - First Lien Term Loan	EIGINVSTR_FLT	25-Nov-2013	\$5,886,173.37	\$100.00	(\$5,886,173.37)	\$0.00	(\$5,886,173.37)	
Purchases Subtotal			\$5,886,173.37		(\$5,886,173.37)	\$0.00	(\$5,886,173.37)	
Sales								
EIG Investors Corp - Retired - First Lien Term Loan	EIGINVSTR_FL	25-Nov-2013	(\$5,886,173.37)	\$100.00	\$5,886,173.37	\$0.00	\$5,886,173.37	Discretionary
Web.com Group Inc - First Lien Term Loan	WEBCOMGRP_FL	27-Nov-2013	(\$1,923,206.45)	\$101.00	\$1,942,438.51	\$0.00	\$1,942,438.51	Discretionary
Sales Subtotal			(\$7,809,379.82)		\$7,828,611.88	\$0.00	\$7,828,611.88	
Grand Total			(\$16,701,831.50)		\$16,721,063.56	\$0.00	\$16,721,063.56	

Class A/B Overcollateralization Ratio Test

Report Summary

Current Distribution Period : 25-Nov-2013 - 25-Feb-2014

Current Collection Period : 05-Nov-2013 - 03-Feb-2014

	Outcome	Requirement	
OC Coverage %	165.05%	>= 152.50%	PASS

Collateral			
Aggregate Principal Balance of Collateral Obligations		\$303,665,452.40	
Less:			
Total Haircut Amount		\$0.00	
Plus:			
Principal Proceeds		\$19,835,766.90	
Adjusted Collateral Principal Amount (Numerator)			\$323,501,219.30
 Aggregate Outstanding Amount of Secured Notes			 \$196,000,000.00

Tranche	Par Amount Outstanding
A	
Class A-1 Notes	\$176,000,000.00
A Subtotal	\$176,000,000.00
B	
Class B-1 Notes	\$20,000,000.00
B Subtotal	\$20,000,000.00
Grand Total	\$196,000,000.00

Class C-1 Overcollateralization Ratio Test

Report Summary

Current Distribution Period : 25-Nov-2013 - 25-Feb-2014

Current Collection Period : 05-Nov-2013 - 03-Feb-2014

	Outcome	Requirement	
OC Coverage %	147.72%	>= 136.50%	PASS

Collateral			
Aggregate Principal Balance of Collateral Obligations		\$303,665,452.40	
Less:			
Total Haircut Amount		\$0.00	
Plus:			
Principal Proceeds		\$19,835,766.90	
Adjusted Collateral Principal Amount (Numerator)			\$323,501,219.30
 Aggregate Outstanding Amount of Secured Notes			 \$219,000,000.00

Tranche	Par Amount Outstanding
A	
Class A-1 Notes	\$176,000,000.00
A Subtotal	\$176,000,000.00
B	
Class B-1 Notes	\$20,000,000.00
B Subtotal	\$20,000,000.00
C	
Class C-1 Notes	\$23,000,000.00
C Subtotal	\$23,000,000.00
Grand Total	\$219,000,000.00

Class D-1 Overcollateralization Ratio Test

Report Summary

Current Distribution Period : 25-Nov-2013 - 25-Feb-2014

Current Collection Period : 05-Nov-2013 - 03-Feb-2014

	Outcome	Requirement	
OC Coverage %	134.79%	>= 126.00%	PASS

Collateral			
Aggregate Principal Balance of Collateral Obligations		\$303,665,452.40	
Less:			
Total Haircut Amount		\$0.00	
Plus:			
Principal Proceeds		\$19,835,766.90	
Adjusted Collateral Principal Amount (Numerator)			\$323,501,219.30
 Aggregate Outstanding Amount of Secured Notes			 \$240,000,000.00

Tranche	Par Amount Outstanding
A	
Class A-1 Notes	\$176,000,000.00
A Subtotal	\$176,000,000.00
B	
Class B-1 Notes	\$20,000,000.00
B Subtotal	\$20,000,000.00
C	
Class C-1 Notes	\$23,000,000.00
C Subtotal	\$23,000,000.00
D	
Class D-1 Notes	\$21,000,000.00
D Subtotal	\$21,000,000.00
Grand Total	\$240,000,000.00

Class A/B Interest Coverage Test

Report Summary

Current Distribution Period : 25-Nov-2013 - 25-Feb-2014

Current Collection Period : 05-Nov-2013 - 03-Feb-2014

	Outcome	Requirement	
Interest Coverage %	492.97%	>= 160.00%	PASS

Actual:

Interest Received on CDS	\$1,363,593.59	
Miscellaneous Interest Proceeds	\$0.00	
Interest Receivable not projected	\$0.00	
Subtotal:		\$1,363,593.59

Projected:

Interest on CDS	\$3,984,623.08	
Reinvestment Income	\$32.78	
Interest on Account Balances	\$479.66	
Subtotal:		\$3,985,135.52

Less:

Principal Financed Accrued Interest	\$0.00	
Section 11.1(a)(i)(A) and (B)	\$0.00	
Subtotal:		\$0.00

Collateral Interest Amount (Numerator): **\$5,348,729.12**

Interest due and payable on the Secured Notes (Denominator): **\$1,085,011.20**

All-In-Rate	Base Rate	Spread	Date From	Date To	Par Amount	Interest
Class A-1 Notes						
1.9876%	0.2376%	1.7500%	25-Nov-2013	25-Feb-2014	<u>\$176,000,000.00</u>	<u>\$893,978.31</u>
				Class A-1 Notes Subtotal	\$176,000,000.00	\$893,978.31
Class B-1 Notes						
3.7376%	0.2376%	3.5000%	25-Nov-2013	25-Feb-2014	<u>\$20,000,000.00</u>	<u>\$191,032.89</u>

Class B-1 Notes Subtotal	\$20,000,000.00	\$191,032.89
	<hr/>	<hr/>
Grand Total	\$196,000,000.00	\$1,085,011.20
	<hr/> <hr/>	<hr/> <hr/>

Class C-1 Interest Coverage Test

Report Summary

Current Distribution Period : 25-Nov-2013 - 25-Feb-2014
 Current Collection Period : 05-Nov-2013 - 03-Feb-2014

	Outcome	Requirement	
Interest Coverage %	388.10%	>= 140.00%	PASS

Actual:

Interest Received on CDS	\$1,363,593.59	
Miscellaneous Interest Proceeds	\$0.00	
Interest Receivable not projected	\$0.00	
Subtotal:		\$1,363,593.59

Projected:

Interest on CDS	\$3,984,623.08	
Reinvestment Income	\$32.78	
Interest on Account Balances	\$479.66	
Subtotal:		\$3,985,135.52

Less:

Principal Financed Accrued Interest	\$0.00	
Section 11.1(a)(i)(A) and (B)	\$0.00	
Subtotal:		\$0.00

Collateral Interest Amount (Numerator): **\$5,348,729.12**

Interest due and payable on the Secured Notes (Denominator): **\$1,378,171.24**

All-In-Rate	Base Rate	Spread	Date From	Date To	Par Amount	Interest
Class A-1 Notes						
1.9876%	0.2376%	1.7500%	25-Nov-2013	25-Feb-2014	\$176,000,000.00	\$893,978.31
				Class A-1 Notes Subtotal	\$176,000,000.00	\$893,978.31
Class B-1 Notes						
3.7376%	0.2376%	3.5000%	25-Nov-2013	25-Feb-2014	\$20,000,000.00	\$191,032.89

					Class B-1 Notes Subtotal	\$20,000,000.00	\$191,032.89
Class C-1 Interest on Deferred Interest							
0.0000%	0.0000%	0.0000%	03-Dec-2013	03-Dec-2013		\$0.00	\$0.00
					Class C-1 Interest on Deferred Interest Subtotal	\$0.00	\$0.00
Class C-1 Notes							
4.9876%	0.2376%	4.7500%	25-Nov-2013	25-Feb-2014		\$23,000,000.00	\$293,160.04
					Class C-1 Notes Subtotal	\$23,000,000.00	\$293,160.04
					Grand Total	\$219,000,000.00	\$1,378,171.24

Class D-1 Interest Coverage Test

Report Summary

Current Distribution Period : 25-Nov-2013 - 25-Feb-2014

Current Collection Period : 05-Nov-2013 - 03-Feb-2014

	Outcome	Requirement	
Interest Coverage %	314.72%	>= 120.00%	PASS

Actual:

Interest Received on CDS	\$1,363,593.59	
Miscellaneous Interest Proceeds	\$0.00	
Interest Receivable not projected	\$0.00	
Subtotal:		\$1,363,593.59

Projected:

Interest on CDS	\$3,984,623.08	
Reinvestment Income	\$32.78	
Interest on Account Balances	\$479.66	
Subtotal:		\$3,985,135.52

Less:

Principal Financed Accrued Interest	\$0.00	
Section 11.1(a)(i)(A) and (B)	\$0.00	
Subtotal:		\$0.00

Collateral Interest Amount (Numerator): **\$5,348,729.12**

Interest due and payable on the Secured Notes (Denominator): **\$1,699,505.78**

All-In-Rate	Base Rate	Spread	Date From	Date To	Par Amount	Interest
Class A-1 Notes						
1.9876%	0.2376%	1.7500%	25-Nov-2013	25-Feb-2014	\$176,000,000.00	\$893,978.31
				Class A-1 Notes Subtotal	\$176,000,000.00	\$893,978.31
Class B-1 Notes						
3.7376%	0.2376%	3.5000%	25-Nov-2013	25-Feb-2014	\$20,000,000.00	\$191,032.89

					Class B-1 Notes Subtotal	\$20,000,000.00	\$191,032.89
Class C-1 Interest on Deferred Interest							
0.0000%	0.0000%	0.0000%	03-Dec-2013	03-Dec-2013		\$0.00	\$0.00
					Class C-1 Interest on Deferred Interest Subtotal	\$0.00	\$0.00
Class C-1 Notes							
4.9876%	0.2376%	4.7500%	25-Nov-2013	25-Feb-2014		\$23,000,000.00	\$293,160.04
					Class C-1 Notes Subtotal	\$23,000,000.00	\$293,160.04
Class D-1 Interest on Deferred Interest							
0.0000%	0.0000%	0.0000%	03-Dec-2013	03-Dec-2013		\$0.00	\$0.00
					Class D-1 Interest on Deferred Interest Subtotal	\$0.00	\$0.00
Class D-1 Notes							
5.9876%	0.2376%	5.7500%	25-Nov-2013	25-Feb-2014		\$21,000,000.00	\$321,334.53
					Class D-1 Notes Subtotal	\$21,000,000.00	\$321,334.53
					Grand Total	\$240,000,000.00	\$1,699,505.78

Interest Diversion Test

Report Summary

Current Distribution Period : 25-Nov-2013 - 25-Feb-2014

Current Collection Period : 05-Nov-2013 - 03-Feb-2014

	Outcome	Requirement	
OC Coverage %	134.79%	>= 126.00%	PASS

Collateral			
Aggregate Principal Balance of Collateral Obligations		\$303,665,452.40	
Less:			
Total Haircut Amount		\$0.00	
Plus:			
Principal Proceeds		\$19,835,766.90	
Adjusted Collateral Principal Amount (Numerator)			\$323,501,219.30
 Aggregate Outstanding Amount of Secured Notes			 \$240,000,000.00

Tranche	Par Amount Outstanding
A	
Class A-1 Notes	\$176,000,000.00
A Subtotal	\$176,000,000.00
B	
Class B-1 Notes	\$20,000,000.00
B Subtotal	\$20,000,000.00
C	
Class C-1 Notes	\$23,000,000.00
C Subtotal	\$23,000,000.00
D	
Class D-1 Notes	\$21,000,000.00
D Subtotal	\$21,000,000.00
Grand Total	\$240,000,000.00

Portfolio Assets: Principal Financed Accrued Interest

OC Test Adjustment: Accrued Interest Purchased with Principal	\$0.00
IC Test Adjustment: Accrued Interest Purchased with Principal	\$0.00

No records matched the report criteria or there is no data available.

Maximum Moody's Weighted Average Rating Factor Test

Adjusted Weighted Average Moody's Rating Factor 3485
 Maximum Moody's Weighted Average Rating Factor <=3525

Result **PASS**

Description	Security ID	Asset Type	Principal Balance	Moody's DP Rating AF CW - Adjusted	Rating Factor	Weight
ABB Con-Cise Optical Group LLC - Term B-1 Loan	ABBCONCSE_TB1	Loan	\$6,633,333.34	B2	2,720.00	\$18,042,666,684.80
Arsloane Acquisition LLC - First Lien Tranche B Term Loan	ARSLONE_TRB	Loan	\$9,600,000.00	B2	2,720.00	\$26,112,000,000.00
ASP HHI Acquisition Co Inc - Additional Term Loan	ASPHIACQ_RTL	Loan	\$4,033,097.43	B2	2,720.00	\$10,970,025,009.60
Attachmate Corporation - First Lien Term Loan	ATTCHMTE_FL	Loan	\$5,430,609.86	B3	3,490.00	\$18,952,828,411.40
Attachmate Corporation - Second Lien Term Loan	ATCHMTECRP_SL	Loan	\$7,000,000.00	B3	3,490.00	\$24,430,000,000.00
Compucom Systems Inc - Term Loan	COMPUCOMSY_TL	Loan	\$6,982,500.00	B2	2,720.00	\$18,992,400,000.00
CRCI Holdings Inc - Delayed Draw Term Loan	CRCHOLDG_DDTL	Loan	\$1,687,500.00	B3	3,490.00	\$5,889,375,000.00
CRCI Holdings Inc - Dollar Term Loan	CRCIHLDG_USTL	Loan	\$5,812,500.00	B3	3,490.00	\$20,285,625,000.00
Cunningham Lindsey US Inc - First Lien Initial Term Loan	CUNINGHLIND_FL	Loan	\$2,977,500.00	B1	2,220.00	\$6,610,050,000.00
Deltek Inc - First Lien Term Loan	DELTEKINC_FL	Loan	\$4,615,125.00	B3	3,490.00	\$6,106,786,250.00
DG FastChannel Inc - Initial Term Loan	DGFSTCHNL_TLB	Loan	\$5,214,055.70	B2	2,720.00	\$14,182,231,504.00
Edmentum Inc - First Lien Term Loan	PLATOINC_TL	Loan	\$1,927,934.45	B2	2,720.00	\$5,243,981,704.00
First American Payment Systems - First Lien Term Loan	1STAMRPYMT_FL	Loan	\$3,602,000.00	B2	2,720.00	\$9,797,440,000.00
First American Payment Systems - Second Lien Term Loan	1STAMRPYMT_SL	Loan	\$5,600,000.00	Caa1	4,770.00	\$26,712,000,000.00
First Data Corp - 2017 New Dollar Term Loan	1STDATA_RE17TL	Loan	\$9,050,721.38	B3	3,490.00	\$31,587,017,616.20
First Data Corp - 2018B New Term Loan	1STDAT_18BNTL	Loan	\$480,952.38	B3	3,490.00	\$1,678,523,806.20
Generic Drug Holdings Inc - Term B-1 Loan	GNRCDRGH_TB1L	Loan	\$3,491,250.00	B3	3,490.00	\$12,184,462,500.00
Grede I LLC - Term Loan	GREDEILLC_TL	Loan	\$2,058,974.70	B1	2,220.00	\$4,570,923,834.00
Healogics Inc - First Lien Term B Loan	HEALOGICS_FL	Loan	\$3,316,666.66	B2	2,720.00	\$9,021,333,315.20
Healogics Inc - Second Lien Term Loan	HEALOGICIN_SL	Loan	\$4,000,000.00	Caa1	4,770.00	\$19,080,000,000.00
Help Systems Holdings Inc - First Lien Initial Term Loan	HELPSYS_TL	Loan	\$9,600,000.00	***	***	***
Hoffmaster Group Inc - First Lien Term Loan	HOFFMSTRGP_TL	Loan	\$1,909,788.00	B3	3,490.00	\$6,665,160,120.00
iEnergizer Limited - Term Loan	IENERGZRLD_TL	Loan	\$7,800,000.00	B2	2,720.00	\$21,216,000,000.00
Integra Telecom Holdings Inc - Term B Loan	INTGTLCMH_TBL	Loan	\$4,338,200.00	B3	3,490.00	\$15,140,318,000.00
Jackson Hewitt Inc - Senior Secured Term Loan	JCKSNHWT_SSTL	Loan	\$9,600,000.00	***	***	***
JHCI Acquisition Inc - First Lien Term Loan	JACOBSON_1TL	Loan	\$8,813,863.64	B3	3,490.00	\$30,760,384,103.60
Mercury Payment Systems LLC - Term Loan	MRCRYPYMT_TL	Loan	\$989,915.97	B2	2,720.00	\$2,692,571,438.40
Merrill Communications LLC - Term Loan	MERILCOM_TL	Loan	\$11,880,577.27	B3	3,490.00	\$41,463,214,672.30
MModal Inc - Term B Loan	MMODAL_BTL	Loan	\$3,816,629.21	Caa2	6,500.00	\$24,808,089,865.00
NAB Holdings LLC - Term Loan	NABHOLDNG_TL	Loan	\$2,812,500.00	B1	2,220.00	\$6,243,750,000.00
National Vision Inc - Term Loan	NTLVISN_TL	Loan	\$3,893,333.33	B2	2,720.00	\$10,589,866,657.60
New Breed Inc - Term Loan	NEWBREDINC_TL	Loan	\$3,903,333.33	B2	2,720.00	\$10,617,066,657.60
NexTag Inc - Term Loan	NEXTAGINC_TL	Loan	\$6,640,577.63	Caa2	6,500.00	\$43,163,754,595.00
Otter Products LLC - Term Loan	OTTERPRDCT_TL	Loan	\$12,166,000.00	B1	2,220.00	\$27,008,520,000.00
Packaging Coordinators Inc - First Lien Term Loan B	PCKNGCOORD_FL	Loan	\$4,987,500.00	Caa1	4,770.00	\$23,790,375,000.00
Presidio Inc - New Term Loan	PRESIDIO_FLTL	Loan	\$3,465,000.00	B1	2,220.00	\$7,692,300,000.00
Radnet Management Inc - Tranche B Term Loan	RADNTMNGE_NTL	Loan	\$3,960,010.30	B2	2,720.00	\$10,771,228,016.00
Renfro Corporation - Tranche B Term Loan	RENFRO_TLB	Loan	\$2,646,666.67	B2	2,720.00	\$7,198,933,342.40
Roundy's Supermarkets Inc - Tranche B Term Loan	7999V9T1	Loan	\$8,909,480.40	B3	3,490.00	\$31,094,086,596.00
Sedgwick Claims Management Services Inc - Second Lien Term B Loan	SDGCLMNGSV_SL	Loan	\$1,500,000.00	Caa2	6,500.00	\$9,750,000,000.00
Sedgwick Claims Management Services Inc - Term B Loan	SDGWCKCMS_FL	Loan	\$1,995,000.00	B3	3,490.00	\$6,962,550,000.00
SESAC Holdco II LLC - First Lien Term Loan	SESACHLDCO_FL	Loan	\$8,257,600.00	B2	2,720.00	\$22,460,672,000.00

Description	Security ID	Asset Type	Principal Balance	Moody's DP Rating AF CW - Adjusted	Rating Factor	Weight
SESAC Holdco II LLC - Second Lien Term Loan	SESACHLDII_SL	Loan	\$2,000,000.00	Caa1	4,770.00	\$9,540,000,000.00
SkillSoft Corporation - New Term Loan	SKILLSFT_NTL	Loan	\$2,554,761.98	B2	2,720.00	\$6,948,952,585.60
SourceHOV LLC - First Lien Term B Loan	SOURCEHOV_FL	Loan	\$4,788,000.00	B2	2,720.00	\$13,023,360,000.00
SourceHOV LLC - Second Lien Term Loan	SRCEHOV_SL	Loan	\$2,000,000.00	Caa1	4,770.00	\$9,540,000,000.00
Sportsman's Warehouse Inc - First Out Term Loan	SPRTSMNW_FOTL	Loan	\$9,576,000.00	B2	2,720.00	\$26,046,720,000.00
STG-Fairway Acquisitions Inc - First Lien Term Loan	FRSTADVCRP_FL	Loan	\$3,457,625.00	***	***	***
SumTotal Systems LLC - Second Lien Term Loan	SUMTOTLSYS_SL	Loan	\$11,250,000.00	Caa2	6,500.00	\$73,125,000,000.00
Technimark LLC - Initial Term Loan	TECHNIMRK_ITL	Loan	\$9,576,000.00	***	***	***
TeleGuam Holdings LLC - Second Lien Term Loan	TELEGUAMHD_SL	Loan	\$5,312,500.00	***	***	***
Topps Company (The) - Term Loan	TOPSCOMPNY_TL	Loan	\$6,700,000.00	B2	2,720.00	\$18,224,000,000.00
TravelCLICK Inc - First Lien Term B Loan	TRVLCLICK_FLTB	Loan	\$7,163,392.22	B2	2,720.00	\$19,484,426,838.40
UniTek Global Services Inc - New Incremental Term Loan	UNITKGLB_NITL	Loan	\$2,963,073.34	Caa2	6,500.00	\$19,259,976,710.00
UniTek Global Services Inc - New Incremental Term Loan PIK	UTKGSI_NITLPK	Loan	\$0.00	Caa2	6,500.00	\$0.00
Vision Solutions Inc - Second Lien Term Loan	VISNSOLT_SLTL	Loan	\$5,600,000.00	Caa1	4,770.00	\$26,712,000,000.00
Wall Street Systems Delaware Inc - First Lien Term Loan	WALSTYSDE_FL	Loan	\$3,970,000.00	B3	3,490.00	\$13,855,300,000.00
Waupaca Foundry Inc - Tranche A-1 Loan	WAUPACFND_TA1	Loan	\$9,353,403.21	B2	2,720.00	\$25,441,256,731.20
		Grand Total	\$303,665,452.40			\$1,058,025,095,814.50

Minimum Weighted Average Spread Test

APB of Collateral Obligations (excluding Defaults and Capitalized Interest)	\$303,665,452.38
APB of Float Rate Collateral Obligations (excluding Defaults and Capitalized Interest)	\$303,665,452.38
Target Initial Par Amount	\$160,000,000.00
LIBOR applicable to the Secured Notes during Interest Accrual Period	0.2376%
LIBOR as of the preceding Interest Determination Date	0.2621%
Aggregate Excess Funded Spread (excluding Defaults and Capitalized Interest)	\$341,349.11
Aggregate Funded Spread (excluding Defaults and Capitalized Interest)	\$19,573,421.50
Aggregate Unfunded Spread (excluding Defaults and Capitalized Interest)	\$21,093.75

Minimum Weighted Average Spread Test

Weighted Average Spread (excluding Defaults and Capitalized Interest)	6.565%	
Excess Weighted Average Coupon	0.000%	
Weighted Average Spread plus Excess Weighted Average Coupon		6.57%
Minimum Weighted Average Spread		>=6.25%

Result: **PASS**

Security	Security ID	Payment Frequency	Amount	Default	Rate Index	Is Libor Floor	Libor Base Rate	All In Rate	Spread	Adjusted Spread	Annual Interest/Adjusted Spread
Float											
ABB Con-Cise Optical Group LLC - Term B-1 Loan	ABBCONCSE_TB1	Quarterly	\$1,542,424.24	No	LIBOR	Yes	1.0000%	4.5000%	3.5000%	4.2624%	\$65,744.29
ABB Con-Cise Optical Group LLC - Term B-1 Loan	ABBCONCSE_TB1	Quarterly	\$5,090,909.09	No	LIBOR	Yes	1.0000%	4.5000%	3.5000%	4.2624%	\$216,994.91
Arsloane Acquisition LLC - First Lien Tranche B Term Loan	ARSLOANE_TRB	Quarterly	\$9,600,000.00	No	LIBOR	Yes	1.2500%	7.5000%	6.2500%	7.2624%	\$697,190.40
ASP HHI Acquisition Co Inc - Additional Term Loan	ASPHHIACQ_RTL	Monthly	\$4,033,097.43	No	LIBOR	Yes	1.2500%	5.0000%	3.7500%	4.7624%	\$192,072.23
Attachmate Corporation - First Lien Term Loan	ATTCHMTE_FL	Quarterly	\$5,430,609.86	No	LIBOR	Yes	1.5000%	7.2500%	5.7500%	7.0124%	\$380,816.09
Attachmate Corporation - Second Lien Term Loan	ATCHMTECRP_SL	Quarterly	\$7,000,000.00	No	LIBOR	Yes	1.5000%	11.0000%	9.5000%	10.7624%	\$753,368.00
Compucom Systems Inc - Term Loan	COMPUCOMSY_TL	Monthly	\$6,982,500.00	No	LIBOR	Yes	1.0000%	4.2500%	3.2500%	4.0124%	\$280,165.83
CRCI Holdings Inc - Delayed Draw Term Loan	CRCHOLDG_DDTL	Quarterly	\$1,687,500.00	No	UNFND		0.0000%	1.2500%	1.2500%	1.2500%	\$21,093.75
CRCI Holdings Inc - Dollar Term Loan	CRCIHLDG_USTL	Quarterly	\$5,812,500.00	No	LIBOR	Yes	1.0000%	5.0000%	4.0000%	4.7624%	\$276,814.50
Cunningham Lindsey US Inc - First Lien Initial Term Loan	CUNINGHLIND_FL	Quarterly	\$2,977,500.00	No	LIBOR	Yes	1.2500%	5.0000%	3.7500%	4.7624%	\$141,800.46
Deltek Inc - First Lien Term Loan	DELTEKINC_FL	Quarterly	\$213,293.48	No	LIBOR	Yes	1.2500%	5.0000%	3.7500%	4.7624%	\$10,157.89
Deltek Inc - First Lien Term Loan	DELTEKINC_FL	Quarterly	\$4,401,831.51	No	LIBOR	Yes	1.2500%	5.0000%	3.7500%	4.7624%	\$209,632.82
DG FastChannel Inc - Initial Term Loan	DGFSTCHNL_TLB	Monthly	\$5,214,055.70	No	LIBOR	Yes	1.2500%	7.2500%	6.0000%	7.0124%	\$365,630.44
Edmentum Inc - First Lien Term Loan	PLATOINC_TL	Quarterly	\$1,927,934.45	No	LIBOR	Yes	1.2500%	6.0000%	4.7500%	5.7624%	\$111,095.29
First American Payment Systems - First Lien Term Loan	1STAMRPYMT_FL	Monthly	\$3,602,000.00	No	LIBOR	Yes	1.2500%	5.7500%	4.5000%	5.5124%	\$198,556.65
First American Payment Systems - Second Lien Term Loan	1STAMRPYMT_SL	Monthly	\$5,600,000.00	No	LIBOR	Yes	1.2500%	10.7500%	9.5000%	10.5124%	\$588,694.40

Security	Security ID	Payment Frequency	Amount	Default	Rate Index	Is Labor Floor	Labor Base Rate	All In Rate	Spread	Adjusted Spread	Annual Interest/Adjusted Spread
First Data Corp - 2017 New Dollar Term Loan	1STDATA_RE17TL	Monthly	\$9,050,721.38	No	LIBOR	Yes	0.0000%	4.1660%	4.0000%	4.0000%	\$362,028.86
First Data Corp - 2018B New Term Loan	1STDAT_18BNTL	Monthly	\$480,952.38	No	LIBOR	Yes	0.0000%	4.1660%	4.0000%	4.0000%	\$19,238.10
Generic Drug Holdings Inc - Term B-1 Loan	GNRCDRGH_TB1L	Quarterly	\$3,491,250.00	No	LIBOR	Yes	1.0000%	5.0000%	4.0000%	4.7624%	\$166,267.29
Grede I LLC - Term Loan	GREDEILLC_TL	Bi-monthly	\$199,255.62	No	LIBOR	Yes	0.0000%	4.5000%	3.5000%	3.5000%	\$6,973.95
Grede I LLC - Term Loan	GREDEILLC_TL	Bi-monthly	\$664,185.39	No	LIBOR	Yes	0.0000%	4.5000%	3.5000%	3.5000%	\$23,246.49
Grede I LLC - Term Loan	GREDEILLC_TL	Bi-monthly	\$664,185.39	No	LIBOR	Yes	0.0000%	4.5000%	3.5000%	3.5000%	\$23,246.49
Grede I LLC - Term Loan	GREDEILLC_TL	Monthly	\$531,348.31	No	LIBOR	Yes	0.0000%	4.5000%	3.5000%	3.5000%	\$18,597.19
Healogics Inc - First Lien Term B Loan	HEALOGICS_FL	Quarterly	\$8,333.33	No	LIBOR	Yes	1.2500%	5.2500%	4.0000%	5.0124%	\$417.70
Healogics Inc - First Lien Term B Loan	HEALOGICS_FL	Quarterly	\$3,308,333.33	No	LIBOR	Yes	1.2500%	5.2500%	4.0000%	5.0124%	\$165,826.90
Healogics Inc - Second Lien Term Loan	HEALOGICIN_SL	Quarterly	\$4,000,000.00	No	LIBOR	Yes	1.2500%	9.2500%	8.0000%	9.0124%	\$360,496.00
Help Systems Holdings Inc - First Lien Initial Term Loan	HELPSYS_TL	Quarterly	\$9,600,000.00	No	LIBOR	Yes	1.0000%	5.5000%	4.5000%	5.2624%	\$505,190.40
Hoffmaster Group Inc - First Lien Term Loan	HOFFMSTRGP_TL	Quarterly	\$261,654.32	No	LIBOR	Yes	1.2500%	6.5000%	5.2500%	6.2624%	\$16,385.84
Hoffmaster Group Inc - First Lien Term Loan	HOFFMSTRGP_TL	Quarterly	\$384,785.77	No	LIBOR	Yes	1.2500%	6.5000%	5.2500%	6.2624%	\$24,096.82
Hoffmaster Group Inc - First Lien Term Loan	HOFFMSTRGP_TL	Quarterly	\$1,263,347.90	No	LIBOR	Yes	1.2500%	6.5000%	5.2500%	6.2624%	\$79,115.90
iEnergizer Limited - Term Loan	IENERGZRLD_TL	Quarterly	\$7,800,000.00	No	LIBOR	Yes	1.2500%	7.2500%	6.0000%	7.0124%	\$546,967.20
Integra Telecom Holdings Inc - Term B Loan	INTGTLCMH_TBL	Quarterly	\$2,158,200.00	No	LIBOR	Yes	1.2500%	5.2500%	4.0000%	5.0124%	\$108,177.62
Integra Telecom Holdings Inc - Term B Loan	INTGTLCMH_TBL	Quarterly	\$2,180,000.00	No	LIBOR	Yes	1.2500%	5.2500%	4.0000%	5.0124%	\$109,270.32
Jackson Hewitt Inc - Senior Secured Term Loan	JCKSNHWT_SSTL	Quarterly	\$9,600,000.00	No	LIBOR	Yes	1.5000%	10.0000%	8.5000%	9.7624%	\$937,190.40
JHCI Acquisition Inc - First Lien Term Loan	JACOBSON_1TL	Quarterly	\$22,500.00	No	PRIME		1.2500%	8.0000%	4.7500%	7.7379%	\$1,741.03
JHCI Acquisition Inc - First Lien Term Loan	JACOBSON_1TL	Quarterly	\$8,791,363.64	No	LIBOR	Yes	1.2500%	7.0000%	5.7500%	6.7624%	\$594,507.17
Mercury Payment Systems LLC - Term Loan	MRCRYPYMT_TL	Bi-monthly	\$10,041.49	No	LIBOR	Yes	1.5000%	5.5000%	4.0000%	5.2624%	\$528.42
Mercury Payment Systems LLC - Term Loan	MRCRYPYMT_TL	Quarterly	\$42.55	No	LIBOR	Yes	1.5000%	5.5000%	4.0000%	5.2624%	\$2.24
Mercury Payment Systems LLC - Term Loan	MRCRYPYMT_TL	Quarterly	\$979,831.93	No	LIBOR	Yes	1.5000%	5.5000%	4.0000%	5.2624%	\$51,562.68
Merrill Communications LLC - Term Loan	MERILCOM_TL	Monthly	\$11,880,577.27	No	LIBOR	Yes	1.0000%	7.2500%	6.2500%	7.0124%	\$833,113.60
MModal Inc - Term B Loan	MMDAL_BTL	Quarterly	\$3,816,629.21	No	LIBOR	Yes	1.2500%	7.5000%	6.2500%	7.2624%	\$277,178.88
NAB Holdings LLC - Term Loan	NABHOLDNG_TL	Quarterly	\$360,500.00	No	LIBOR	Yes	1.5000%	7.0000%	5.5000%	6.7624%	\$24,378.45
NAB Holdings LLC - Term Loan	NABHOLDNG_TL	Quarterly	\$2,452,000.00	No	LIBOR	Yes	1.5000%	7.0000%	5.5000%	6.7624%	\$165,814.05
National Vision Inc - Term Loan	NTLVISN_TL	Monthly	\$3,893,333.33	No	LIBOR	Yes	1.2500%	7.0000%	5.7500%	6.7624%	\$263,282.77
New Breed Inc - Term Loan	NEWBREDINC_TL	Monthly	\$646,666.67	No	LIBOR	Yes	1.2500%	6.0000%	4.7500%	5.7624%	\$37,263.52
New Breed Inc - Term Loan	NEWBREDINC_TL	Quarterly	\$3,256,666.67	No	LIBOR	Yes	1.2500%	6.0000%	4.7500%	5.7624%	\$187,662.16
NexTag Inc - Term Loan	NEXTAGINC_TL	Quarterly	\$6,640,577.63	No	LIBOR	Yes	1.5000%	9.2500%	7.7500%	9.0124%	\$598,475.42
Otter Products LLC - Term Loan	OTTERPRDCT_TL	Quarterly	\$12,166,000.00	No	LIBOR	Yes	1.0000%	5.2500%	4.2500%	5.0124%	\$609,808.58
Packaging Coordinators Inc - First Lien Term Loan B	PCKNGCOORD_FL	Quarterly	\$4,987,500.00	No	LIBOR	Yes	1.2500%	5.5000%	4.2500%	5.2624%	\$262,462.20
Presidio Inc - New Term Loan	PRESIDIO_FLTL	Quarterly	\$3,465,000.00	No	LIBOR	Yes	1.2500%	5.7500%	4.5000%	5.5124%	\$191,004.66
Radnet Management Inc - Tranche B Term Loan	RADNTMNGE_NTL	Quarterly	\$19,989.70	No	PRIME		1.0000%	5.5000%	2.2500%	5.2379%	\$1,047.04
Radnet Management Inc - Tranche B Term Loan	RADNTMNGE_NTL	Quarterly	\$3,940,020.61	No	LIBOR	Yes	1.0000%	4.2500%	3.2500%	4.0124%	\$158,089.39
Renfro Corporation - Tranche B Term Loan	RENFRO_TLB	Quarterly	\$101,212.12	No	LIBOR	Yes	1.2500%	5.7500%	4.5000%	5.5124%	\$5,579.22
Renfro Corporation - Tranche B Term Loan	RENFRO_TLB	Quarterly	\$2,545,454.54	No	LIBOR	Yes	1.2500%	5.7500%	4.5000%	5.5124%	\$140,315.64
Roundy's Supermarkets Inc - Tranche B Term Loan	77999V9T1	Monthly	\$1,005,017.53	No	LIBOR	Yes	1.2500%	5.7500%	4.5000%	5.5124%	\$55,400.59
Roundy's Supermarkets Inc - Tranche B Term Loan	77999V9T1	Quarterly	\$1,675,029.22	No	LIBOR	Yes	1.2500%	5.7500%	4.5000%	5.5124%	\$92,334.31
Roundy's Supermarkets Inc - Tranche B Term Loan	77999V9T1	Quarterly	\$2,639,173.67	No	LIBOR	Yes	1.2500%	5.7500%	4.5000%	5.5124%	\$145,481.81
Roundy's Supermarkets Inc - Tranche B Term Loan	77999V9T1	Quarterly	\$3,590,259.99	No	LIBOR	Yes	1.2500%	5.7500%	4.5000%	5.5124%	\$197,909.49
Sedgwick Claims Management Services Inc - Second Lien Term B Loan	SDGCLMNGSV_SL	Quarterly	\$1,500,000.00	No	LIBOR	Yes	0.0000%	8.0000%	7.0000%	7.0000%	\$105,000.00
Sedgwick Claims Management Services Inc - Term B Loan	SDGWCKCMS_FL	Quarterly	\$1,995,000.00	No	LIBOR	Yes	1.0000%	4.2500%	3.2500%	4.0124%	\$80,047.38
SESAC Holdco II LLC - First Lien Term Loan	SESACHLDCO_FL	Monthly	\$8,257,600.00	No	LIBOR	Yes	1.2500%	6.0000%	4.7500%	5.7624%	\$475,835.94
SESAC Holdco II LLC - Second Lien Term Loan	SESACHLDII_SL	Monthly	\$2,000,000.00	No	LIBOR	Yes	1.2500%	10.0000%	8.7500%	9.7624%	\$195,248.00
SkillSoft Corporation - New Term Loan	SKILLSFT_NTL	Quarterly	\$2,554,761.98	No	LIBOR	Yes	1.2500%	5.0000%	3.7500%	4.7624%	\$121,667.98
SourceHOV LLC - First Lien Term B Loan	SOURCEHOV_FL	Monthly	\$4,788,000.00	No	LIBOR	Yes	1.2500%	5.2500%	4.0000%	5.0124%	\$239,993.71
SourceHOV LLC - Second Lien Term Loan	SRCEHOV_SL	Monthly	\$2,000,000.00	No	LIBOR	Yes	1.2500%	8.7500%	7.5000%	8.5124%	\$170,248.00
Sportsman's Warehouse Inc - First Out Term Loan	SPRTSMNW_FOTL	Quarterly	\$9,576,000.00	No	LIBOR	Yes	1.2500%	7.2500%	6.0000%	7.0124%	\$671,507.42
STG-Fairway Acquisitions Inc - First Lien Term Loan	FRSTADVCRP_FL	Monthly	\$475,699.94	No	LIBOR	Yes	1.2500%	6.2500%	5.0000%	6.0124%	\$28,600.98
STG-Fairway Acquisitions Inc - First Lien Term Loan	FRSTADVCRP_FL	Quarterly	\$2,981,925.06	No	LIBOR	Yes	1.2500%	6.2500%	5.0000%	6.0124%	\$179,285.26
SumTotal Systems LLC - Second Lien Term Loan	SUMTOTLSYS_SL	Semi-Annual	\$11,250,000.00	No	LIBOR	Yes	1.2500%	10.2500%	9.0000%	10.0124%	\$1,126,395.00

Security	Security ID	Payment Frequency	Amount	Default	Rate Index	Is Libor Floor	Libor Base Rate	All In Rate	Spread	Adjusted Spread	Annual Interest/Adjusted Spread
Technimark LLC - Initial Term Loan	TECHNIMRK_ITL	Quarterly	\$9,576,000.00	No	LIBOR	Yes	1.2500%	5.5000%	4.2500%	5.2624%	\$503,927.42
TeleGuam Holdings LLC - Second Lien Term Loan	TELEGUAMHD_SL	Quarterly	\$5,312,500.00	No	LIBOR	Yes	1.2500%	8.7500%	7.5000%	8.5124%	\$452,221.25
Topps Company (The) - Term Loan	TOPSCOMPNY_TL	Quarterly	\$6,700,000.00	No	LIBOR	Yes	1.2500%	7.2500%	6.0000%	7.0124%	\$469,830.80
TravelCLICK Inc - First Lien Term B Loan	TRVLCLCK_FLTB	Monthly	\$7,163,392.22	No	LIBOR	Yes	1.2500%	5.7500%	4.5000%	5.5124%	\$394,874.83
UniTek Global Services Inc - New Incremental Term Loan	UNITKGLB_NITL	Monthly	\$2,963,073.34	No	LIBOR	Yes	1.5000%	15.0000%	13.5000%	14.7624%	\$437,420.74
Vision Solutions Inc - Second Lien Term Loan	VISNSOLT_SLTL	Monthly	\$5,600,000.00	No	LIBOR	Yes	1.5000%	9.5000%	8.0000%	9.2624%	\$518,694.40
Wall Street Systems Delaware Inc - First Lien Term Loan	WALSTSYSDE_FL	Quarterly	\$3,970,000.00	No	LIBOR	Yes	1.2500%	5.7500%	4.5000%	5.5124%	\$218,842.28
Waupaca Foundry Inc - Tranche A-1 Loan	WAUPACFND_TA1	Quarterly	\$2,214,864.97	No	LIBOR	Yes	0.0000%	4.5000%	3.5000%	3.5000%	\$77,520.27
Waupaca Foundry Inc - Tranche A-1 Loan	WAUPACFND_TA1	Quarterly	\$3,543,783.96	No	LIBOR	Yes	0.0000%	4.5000%	3.5000%	3.5000%	\$124,032.44
Waupaca Foundry Inc - Tranche A-1 Loan	WAUPACFND_TA1	Quarterly	\$3,594,754.27	No	LIBOR	Yes	0.0000%	4.5000%	3.5000%	3.5000%	\$125,816.40
		Float Subtotal	\$303,665,452.38								\$19,594,515.25
		Grand Total	\$303,665,452.38								\$19,594,515.25

Minimum Weighted Average Coupon Test

APB of Collateral Obligations (excluding Defaults and Capitalized Interest)	\$303,665,452.38
APB of Fixed Rate Collateral Obligations (excluding Defaults and Capitalized Interest)	\$0.00
Aggregate Coupon (excluding Defaults and Capitalized Interest)	\$0.00

Minimum Weighted Average Fixed Rate Coupon Test

Weighted Average Fixed Rate Coupon (excluding Defaults and Capitalized Interest)	0.000%
Excess Weighted Average Floating Spread	0.000%
Weighted Average Fixed Rate Coupon plus Excess Weighted Average Floating Spread	0.00%
Minimum Weighted Average Fixed Rate Coupon	>=7.00%

Result: N/A

No records matched the report criteria or there is no data available.

Portfolio Assets: Weighted Average Spread - S&P CDO Monitor

APB of Collateral Obligations (excluding Defaults and Capitalized Interest)	\$303,665,452.38
APB of Float Rate Collateral Obligations (excluding Defaults and Capitalized Interest)	\$303,665,452.38
Aggregate Funded Spread (excluding Defaults and Capitalized Interest)	\$16,796,242.17
Aggregate Unfunded Spread (excluding Defaults and Capitalized Interest)	\$21,093.75

Weighted Average Spread for S&P CDO Monitor (excluding Defaults and Capitalized Interest) 5.538%

Security	Security ID	Payment Frequency	Amount	Default	Rate Index	All In Rate	Spread	Adjusted Spread	Annual Interest/Adjusted Spread
Float									
ABB Con-Cise Optical Group LLC - Term B-1 Loan	ABBCONCSE_TB1	Quarterly	\$1,542,424.24	No	LIBOR	4.5000%	3.5000%	3.5000%	\$53,984.85
ABB Con-Cise Optical Group LLC - Term B-1 Loan	ABBCONCSE_TB1	Quarterly	\$5,090,909.09	No	LIBOR	4.5000%	3.5000%	3.5000%	\$178,181.82
Arslone Acquisition LLC - First Lien Tranche B Term Loan	ARSLONE_TRB	Quarterly	\$9,600,000.00	No	LIBOR	7.5000%	6.2500%	6.2500%	\$600,000.00
ASP HHI Acquisition Co Inc - Additional Term Loan	ASPHHIACQ_RTL	Monthly	\$4,033,097.43	No	LIBOR	5.0000%	3.7500%	3.7500%	\$151,241.15
Attachmate Corporation - First Lien Term Loan	ATTCHMTE_FL	Quarterly	\$5,430,609.86	No	LIBOR	7.2500%	5.7500%	5.7500%	\$312,260.07
Attachmate Corporation - Second Lien Term Loan	ATCHMTECRP_SL	Quarterly	\$7,000,000.00	No	LIBOR	11.0000%	9.5000%	9.5000%	\$665,000.00
Compucom Systems Inc - Term Loan	COMPUCOMSY_TL	Monthly	\$6,982,500.00	No	LIBOR	4.2500%	3.2500%	3.2500%	\$226,931.25
CRCI Holdings Inc - Delayed Draw Term Loan	CRCHOLDG_DDTL	Quarterly	\$1,687,500.00	No	UNFND	1.2500%	1.2500%	1.2500%	\$21,093.75
CRCI Holdings Inc - Dollar Term Loan	CRCIHLDG_USTL	Quarterly	\$5,812,500.00	No	LIBOR	5.0000%	4.0000%	4.0000%	\$232,500.00
Cunningham Lindsey US Inc - First Lien Initial Term Loan	CUNINGHLIND_FL	Quarterly	\$2,977,500.00	No	LIBOR	5.0000%	3.7500%	3.7500%	\$111,656.25
Deltek Inc - First Lien Term Loan	DELTEKINC_FL	Quarterly	\$213,293.48	No	LIBOR	5.0000%	3.7500%	3.7500%	\$7,998.51
Deltek Inc - First Lien Term Loan	DELTEKINC_FL	Quarterly	\$4,401,831.51	No	LIBOR	5.0000%	3.7500%	3.7500%	\$165,068.68
DG FastChannel Inc - Initial Term Loan	DGFSTCHNL_TLB	Monthly	\$5,214,055.70	No	LIBOR	7.2500%	6.0000%	6.0000%	\$312,843.34
Edmentum Inc - First Lien Term Loan	PLATOINC_TL	Quarterly	\$1,927,934.45	No	LIBOR	6.0000%	4.7500%	4.7500%	\$91,576.89
First American Payment Systems - First Lien Term Loan	1STAMRPYMT_FL	Monthly	\$3,602,000.00	No	LIBOR	5.7500%	4.5000%	4.5000%	\$162,090.00
First American Payment Systems - Second Lien Term Loan	1STAMRPYMT_SL	Monthly	\$5,600,000.00	No	LIBOR	10.7500%	9.5000%	9.5000%	\$532,000.00
First Data Corp - 2017 New Dollar Term Loan	1STDATA_RE17TL	Monthly	\$9,050,721.38	No	LIBOR	4.1660%	4.0000%	4.0000%	\$362,028.86
First Data Corp - 2018B New Term Loan	1STDAT_18BNTL	Monthly	\$480,952.38	No	LIBOR	4.1660%	4.0000%	4.0000%	\$19,238.10
Generic Drug Holdings Inc - Term B-1 Loan	GNRCDRGH_TB1L	Quarterly	\$3,491,250.00	No	LIBOR	5.0000%	4.0000%	4.0000%	\$139,650.00
Grede I LLC - Term Loan	GREDEILLC_TL	Bi-monthly	\$199,255.62	No	LIBOR	4.5000%	3.5000%	3.5000%	\$6,973.95
Grede I LLC - Term Loan	GREDEILLC_TL	Bi-monthly	\$664,185.39	No	LIBOR	4.5000%	3.5000%	3.5000%	\$23,246.49
Grede I LLC - Term Loan	GREDEILLC_TL	Bi-monthly	\$664,185.39	No	LIBOR	4.5000%	3.5000%	3.5000%	\$23,246.49
Grede I LLC - Term Loan	GREDEILLC_TL	Monthly	\$531,348.31	No	LIBOR	4.5000%	3.5000%	3.5000%	\$18,597.19
Healogics Inc - First Lien Term B Loan	HEALOGICS_FL	Quarterly	\$8,333.33	No	LIBOR	5.2500%	4.0000%	4.0000%	\$333.33
Healogics Inc - First Lien Term B Loan	HEALOGICS_FL	Quarterly	\$3,308,333.33	No	LIBOR	5.2500%	4.0000%	4.0000%	\$132,333.33
Healogics Inc - Second Lien Term Loan	HEALOGICIN_SL	Quarterly	\$4,000,000.00	No	LIBOR	9.2500%	8.0000%	8.0000%	\$320,000.00
Help Systems Holdings Inc - First Lien Initial Term Loan	HELPSYS_TL	Quarterly	\$9,600,000.00	No	LIBOR	5.5000%	4.5000%	4.5000%	\$432,000.00
Hoffmaster Group Inc - First Lien Term Loan	HOFFMSTRGP_TL	Quarterly	\$261,654.32	No	LIBOR	6.5000%	5.2500%	5.2500%	\$13,736.85
Hoffmaster Group Inc - First Lien Term Loan	HOFFMSTRGP_TL	Quarterly	\$384,785.77	No	LIBOR	6.5000%	5.2500%	5.2500%	\$20,201.25
Hoffmaster Group Inc - First Lien Term Loan	HOFFMSTRGP_TL	Quarterly	\$1,263,347.90	No	LIBOR	6.5000%	5.2500%	5.2500%	\$66,325.77
iEnergizer Limited - Term Loan	IENERGZRLD_TL	Quarterly	\$7,800,000.00	No	LIBOR	7.2500%	6.0000%	6.0000%	\$468,000.00
Integra Telecom Holdings Inc - Term B Loan	INTGTLCMH_TBL	Quarterly	\$2,158,200.00	No	LIBOR	5.2500%	4.0000%	4.0000%	\$86,328.00

Security	Security ID	Payment Frequency	Amount	Default	Rate Index	All In Rate	Spread	Adjusted Spread	Annual Interest/Adjusted Spread
Integra Telecom Holdings Inc - Term B Loan	INTGTLCMH_TBL	Quarterly	\$2,180,000.00	No	LIBOR	5.2500%	4.0000%	4.0000%	\$87,200.00
Jackson Hewitt Inc - Senior Secured Term Loan	JCKSNHWT_SSTL	Quarterly	\$9,600,000.00	No	LIBOR	10.0000%	8.5000%	8.5000%	\$816,000.00
JHCI Acquisition Inc - First Lien Term Loan	JACOBSON_1TL	Quarterly	\$22,500.00	No	PRIME	8.0000%	4.7500%	4.7500%	\$1,068.75
JHCI Acquisition Inc - First Lien Term Loan	JACOBSON_1TL	Quarterly	\$8,791,363.64	No	LIBOR	7.0000%	5.7500%	5.7500%	\$505,503.41
Mercury Payment Systems LLC - Term Loan	MRCRYPYMT_TL	Bi-monthly	\$10,041.49	No	LIBOR	5.5000%	4.0000%	4.0000%	\$401.66
Mercury Payment Systems LLC - Term Loan	MRCRYPYMT_TL	Quarterly	\$42.55	No	LIBOR	5.5000%	4.0000%	4.0000%	\$1.70
Mercury Payment Systems LLC - Term Loan	MRCRYPYMT_TL	Quarterly	\$979,831.93	No	LIBOR	5.5000%	4.0000%	4.0000%	\$39,193.28
Merrill Communications LLC - Term Loan	MERILCOM_TL	Monthly	\$11,880,577.27	No	LIBOR	7.2500%	6.2500%	6.2500%	\$742,536.08
MModal Inc - Term B Loan	MMODAL_BTL	Quarterly	\$3,816,629.21	No	LIBOR	7.5000%	6.2500%	6.2500%	\$238,539.33
NAB Holdings LLC - Term Loan	NABHOLDNG_TL	Quarterly	\$360,500.00	No	LIBOR	7.0000%	5.5000%	5.5000%	\$19,827.50
NAB Holdings LLC - Term Loan	NABHOLDNG_TL	Quarterly	\$2,452,000.00	No	LIBOR	7.0000%	5.5000%	5.5000%	\$134,860.00
National Vision Inc - Term Loan	NTLVISN_TL	Monthly	\$3,893,333.33	No	LIBOR	7.0000%	5.7500%	5.7500%	\$223,866.67
New Breed Inc - Term Loan	NEWBREDINC_TL	Monthly	\$646,666.67	No	LIBOR	6.0000%	4.7500%	4.7500%	\$30,716.67
New Breed Inc - Term Loan	NEWBREDINC_TL	Quarterly	\$3,256,666.67	No	LIBOR	6.0000%	4.7500%	4.7500%	\$154,691.67
NexTag Inc - Term Loan	NEXTAGINC_TL	Quarterly	\$6,640,577.63	No	LIBOR	9.2500%	7.7500%	7.7500%	\$514,644.77
Otter Products LLC - Term Loan	OTTERPRDCT_TL	Quarterly	\$12,166,000.00	No	LIBOR	5.2500%	4.2500%	4.2500%	\$517,055.00
Packaging Coordinators Inc - First Lien Term Loan B	PCKNGCOORD_FL	Quarterly	\$4,987,500.00	No	LIBOR	5.5000%	4.2500%	4.2500%	\$211,968.75
Presidio Inc - New Term Loan	PRESIDIO_FLTL	Quarterly	\$3,465,000.00	No	LIBOR	5.7500%	4.5000%	4.5000%	\$155,925.00
Radnet Management Inc - Tranche B Term Loan	RADNTMNGE_NTL	Quarterly	\$19,989.70	No	PRIME	5.5000%	2.2500%	2.2500%	\$449.77
Radnet Management Inc - Tranche B Term Loan	RADNTMNGE_NTL	Quarterly	\$3,940,020.61	No	LIBOR	4.2500%	3.2500%	3.2500%	\$128,050.67
Renfro Corporation - Tranche B Term Loan	RENFRO_TLB	Quarterly	\$101,212.12	No	LIBOR	5.7500%	4.5000%	4.5000%	\$4,554.55
Renfro Corporation - Tranche B Term Loan	RENFRO_TLB	Quarterly	\$2,545,454.54	No	LIBOR	5.7500%	4.5000%	4.5000%	\$114,545.45
Roundy's Supermarkets Inc - Tranche B Term Loan	77999V9T1	Monthly	\$1,005,017.53	No	LIBOR	5.7500%	4.5000%	4.5000%	\$45,225.79
Roundy's Supermarkets Inc - Tranche B Term Loan	77999V9T1	Quarterly	\$1,675,029.22	No	LIBOR	5.7500%	4.5000%	4.5000%	\$75,376.31
Roundy's Supermarkets Inc - Tranche B Term Loan	77999V9T1	Quarterly	\$2,639,173.67	No	LIBOR	5.7500%	4.5000%	4.5000%	\$118,762.81
Roundy's Supermarkets Inc - Tranche B Term Loan	77999V9T1	Quarterly	\$3,590,259.99	No	LIBOR	5.7500%	4.5000%	4.5000%	\$161,561.70
Sedgwick Claims Management Services Inc - Second Lien Term B Loan	SDGCLMNGSV_SL	Quarterly	\$1,500,000.00	No	LIBOR	8.0000%	7.0000%	7.0000%	\$105,000.00
Sedgwick Claims Management Services Inc - Term B Loan	SDGWCKCMS_FL	Quarterly	\$1,995,000.00	No	LIBOR	4.2500%	3.2500%	3.2500%	\$64,837.50
SESAC Holdco II LLC - First Lien Term Loan	SESACHLDCO_FL	Monthly	\$8,257,600.00	No	LIBOR	6.0000%	4.7500%	4.7500%	\$392,236.00
SESAC Holdco II LLC - Second Lien Term Loan	SESACHLDII_SL	Monthly	\$2,000,000.00	No	LIBOR	10.0000%	8.7500%	8.7500%	\$175,000.00
SkillSoft Corporation - New Term Loan	SKILLSFT_NTL	Quarterly	\$2,554,761.98	No	LIBOR	5.0000%	3.7500%	3.7500%	\$95,803.57
SourceHOV LLC - First Lien Term B Loan	SOURCEHOV_FL	Monthly	\$4,788,000.00	No	LIBOR	5.2500%	4.0000%	4.0000%	\$191,520.00
SourceHOV LLC - Second Lien Term Loan	SRCEHOV_SL	Monthly	\$2,000,000.00	No	LIBOR	8.7500%	7.5000%	7.5000%	\$150,000.00
Sportsman's Warehouse Inc - First Out Term Loan	SPRTSMNW_FOTL	Quarterly	\$9,576,000.00	No	LIBOR	7.2500%	6.0000%	6.0000%	\$574,560.00
STG-Fairway Acquisitions Inc - First Lien Term Loan	FRSTADVCRP_FL	Monthly	\$475,699.94	No	LIBOR	6.2500%	5.0000%	5.0000%	\$23,785.00
STG-Fairway Acquisitions Inc - First Lien Term Loan	FRSTADVCRP_FL	Quarterly	\$2,981,925.06	No	LIBOR	6.2500%	5.0000%	5.0000%	\$149,096.25
SumTotal Systems LLC - Second Lien Term Loan	SUMTOTLSYS_SL	Semi-Annual	\$11,250,000.00	No	LIBOR	10.2500%	9.0000%	9.0000%	\$1,012,500.00
Technimark LLC - Initial Term Loan	TECHNIMRK_ITL	Quarterly	\$9,576,000.00	No	LIBOR	5.5000%	4.2500%	4.2500%	\$406,980.00
TeleGuam Holdings LLC - Second Lien Term Loan	TELEGUAMHD_SL	Quarterly	\$5,312,500.00	No	LIBOR	8.7500%	7.5000%	7.5000%	\$398,437.50
Topps Company (The) - Term Loan	TOPSCOMPNY_TL	Quarterly	\$6,700,000.00	No	LIBOR	7.2500%	6.0000%	6.0000%	\$402,000.00
TravelCLICK Inc - First Lien Term B Loan	TRVLCLCK_FLTB	Monthly	\$7,163,392.22	No	LIBOR	5.7500%	4.5000%	4.5000%	\$322,352.65
UniTek Global Services Inc - New Incremental Term Loan	UNITKGLB_NITL	Monthly	\$2,963,073.34	No	LIBOR	15.0000%	13.5000%	13.5000%	\$400,014.90
Vision Solutions Inc - Second Lien Term Loan	VISNSOLT_SLTL	Monthly	\$5,600,000.00	No	LIBOR	9.5000%	8.0000%	8.0000%	\$448,000.00
Wall Street Systems Delaware Inc - First Lien Term Loan	WALSTSYSDE_FL	Quarterly	\$3,970,000.00	No	LIBOR	5.7500%	4.5000%	4.5000%	\$178,650.00
Waupaca Foundry Inc - Tranche A-1 Loan	WAUPACFND_TA1	Quarterly	\$2,214,864.97	No	LIBOR	4.5000%	3.5000%	3.5000%	\$77,520.27
Waupaca Foundry Inc - Tranche A-1 Loan	WAUPACFND_TA1	Quarterly	\$3,543,783.96	No	LIBOR	4.5000%	3.5000%	3.5000%	\$124,032.44
Waupaca Foundry Inc - Tranche A-1 Loan	WAUPACFND_TA1	Quarterly	\$3,594,754.27	No	LIBOR	4.5000%	3.5000%	3.5000%	\$125,816.40
		Float Subtotal	\$303,665,452.38						\$16,817,335.92
		Grand Total	\$303,665,452.38						\$16,817,335.92

Minimum Weighted Average Moody's Recovery Rate Test

Principal Balance Total	\$303,665,452.40
Recovery Amount Total	\$140,647,901.27
Moody Minimum Weighted Average Recovery Rate	46.4%
Requirement	>= 41.00%

RESULT **PASS**

Security	Security ID	Asset Type	Moody's Security Level	Moody's DP Rating	Moody's Rating	Principal Balance	Recovery Rate	Recovery Amount
Senior Secured Loan - Differential >= +2								
Deltek Inc - First Lien Term Loan	DELTEKINC_FL	Loan	Senior Secured	B3	B1	\$4,615,125.00	60.0000%	\$2,769,075.00
Edmentum Inc - First Lien Term Loan	PLATOINC_TL	Loan	Senior Secured	B2	Ba3	\$1,927,934.45	60.0000%	\$1,156,760.67
First Data Corp - 2017 New Dollar Term Loan	1STDATA_RE17TL	Loan	Senior Secured	B3	B1	\$9,050,721.38	60.0000%	\$5,430,432.83
First Data Corp - 2018B New Term Loan	1STDAT_18BNTL	Loan	Senior Secured	B3	B1	\$480,952.38	60.0000%	\$288,571.43
JHCI Acquisition Inc - First Lien Term Loan	JACOBSON_1TL	Loan	Senior Secured	B3	B1	\$8,813,863.64	60.0000%	\$5,288,318.18
Merrill Communications LLC - Term Loan	MERILCOM_TL	Loan	Senior Secured	B3	B1	\$11,880,577.27	60.0000%	\$7,128,346.36
MModal Inc - Term B Loan	MMODAL_BTL	Loan	Senior Secured	Caa1	B2	\$3,816,629.21	60.0000%	\$2,289,977.53
Radnet Management Inc - Tranche B Term Loan	RADNTMNGE_NTL	Loan	Senior Secured	B2	Ba3	\$3,960,010.30	60.0000%	\$2,376,006.18
SkillSoft Corporation - New Term Loan	SKILLSFT_NTL	Loan	Senior Secured	B2	Ba3	\$2,554,761.98	60.0000%	\$1,532,857.19
TravelCLICK Inc - First Lien Term B Loan	TRVLCLICK_FLTB	Loan	Senior Secured	B2	Ba3	\$7,163,392.22	60.0000%	\$4,298,035.33
Senior Secured Loan - Differential >= +2 Subtotal						\$54,263,967.84		\$32,558,380.70
Senior Secured Loan - Differential = +1								
Arsloane Acquisition LLC - First Lien Tranche B Term Loan	ARSLOANE_TRB	Loan	Senior Secured	B2	B1	\$9,600,000.00	50.0000%	\$4,800,000.00
Attachmate Corporation - First Lien Term Loan	ATTCHMTE_FL	Loan	Senior Secured	B2	B1	\$5,430,609.86	50.0000%	\$2,715,304.93
Compucom Systems Inc - Term Loan	COMPUCOMSY_TL	Loan	Senior Secured	B2	B1	\$6,982,500.00	50.0000%	\$3,491,250.00
Cunningham Lindsey US Inc - First Lien Initial Term Loan	CUNINGHLIND_FL	Loan	Senior Secured	B1	Ba3	\$2,977,500.00	50.0000%	\$1,488,750.00
First American Payment Systems - First Lien Term Loan	1STAMPYMT_FL	Loan	Senior Secured	B2	B1	\$3,602,000.00	50.0000%	\$1,801,000.00
Generic Drug Holdings Inc - Term B-1 Loan	GNRCDRGH_TB1L	Loan	Senior Secured	B2	B1	\$3,491,250.00	50.0000%	\$1,745,625.00
Healogics Inc - First Lien Term B Loan	HEALOGICS_FL	Loan	Senior Secured	B2	B1	\$3,316,666.66	50.0000%	\$1,658,333.33
Help Systems Holdings Inc - First Lien Initial Term Loan	HELPSYS_TL	Loan	Senior Secured	***	***	\$9,600,000.00	50.0000%	\$4,800,000.00
Hoffmaster Group Inc - First Lien Term Loan	HOFFMSTRGP_TL	Loan	Senior Secured	B3	B2	\$1,909,788.00	50.0000%	\$954,894.00
Integra Telecom Holdings Inc - Term B Loan	INTGTLCMH_TBL	Loan	Senior Secured	B3	B2	\$4,338,200.00	50.0000%	\$2,169,100.00
NAB Holdings LLC - Term Loan	NABHOLDNG_TL	Loan	Senior Secured	B1	Ba3	\$2,812,500.00	50.0000%	\$1,406,250.00
National Vision Inc - Term Loan	NTLVISN_TL	Loan	Senior Secured	B2	B1	\$3,893,333.33	50.0000%	\$1,946,666.67
Presidio Inc - New Term Loan	PRESIDIO_FLTL	Loan	Senior Secured	B1	Ba3	\$3,465,000.00	50.0000%	\$1,732,500.00
Roundy's Supermarkets Inc - Tranche B Term Loan	77999V9T1	Loan	Senior Secured	B2	B1	\$8,909,480.40	50.0000%	\$4,454,740.20
Sedgwick Claims Management Services Inc - Term B Loan	SDGWCKCMS_FL	Loan	Senior Secured	B2	B1	\$1,995,000.00	50.0000%	\$997,500.00
SESAC Holdco II LLC - First Lien Term Loan	SESACHLDCO_FL	Loan	Senior Secured	B2	B1	\$8,257,600.00	50.0000%	\$4,128,800.00
SourceHOV LLC - First Lien Term B Loan	SOURCEHOV_FL	Loan	Senior Secured	B2	B1	\$4,788,000.00	50.0000%	\$2,394,000.00
Topps Company (The) - Term Loan	TOPSCOMPNY_TL	Loan	Senior Secured	B2	B1	\$6,700,000.00	50.0000%	\$3,350,000.00
Wall Street Systems Delaware Inc - First Lien Term Loan	WALSTSYSDE_FL	Loan	Senior Secured	B3	B2	\$3,970,000.00	50.0000%	\$1,985,000.00
Senior Secured Loan - Differential = +1 Subtotal						\$96,039,428.26		\$48,019,714.13
Senior Secured Loan - Differential = 0								
ABB Con-Cise Optical Group LLC - Term B-1 Loan	ABBCONCSE_TB1	Loan	Senior Secured	B2	B2	\$6,633,333.34	45.0000%	\$2,985,000.00
ASP HHI Acquisition Co Inc - Additional Term Loan	ASPHHIACQ_RTL	Loan	Senior Secured	B2	B2	\$4,033,097.43	45.0000%	\$1,814,893.84
CRCI Holdings Inc - Delayed Draw Term Loan	CRCHOLDG_DDTL	Loan	Senior Secured	B3	B3	\$1,687,500.00	45.0000%	\$759,375.00
CRCI Holdings Inc - Dollar Term Loan	CRCHLDG_USTL	Loan	Senior Secured	B3	B3	\$5,812,500.00	45.0000%	\$2,615,625.00

Security	Security ID	Asset Type	Moody's Security Level	Moody's DP Rating	Moody's Rating	Principal Balance	Recovery Rate	Recovery Amount
DG FastChannel Inc - Initial Term Loan	DGFSTCHNL_TLB	Loan	Senior Secured	B2	B2	\$5,214,055.70	45.0000%	\$2,346,325.06
iEnergizer Limited - Term Loan	IENERGZRLD_TL	Loan	Senior Secured	B2	B2	\$7,800,000.00	45.0000%	\$3,510,000.00
Jackson Hewitt Inc - Senior Secured Term Loan	JCKSNHWT_SSTL	Loan	Senior Secured	***	***	\$9,600,000.00	50.0000%	\$4,800,000.00
Mercury Payment Systems LLC - Term Loan	MRCRYPYMT_TL	Loan	Senior Secured	B1	B1	\$989,915.97	45.0000%	\$445,462.18
New Breed Inc - Term Loan	NEWBREDINC_TL	Loan	Senior Secured	B2	B2	\$3,903,333.33	45.0000%	\$1,756,500.00
NexTag Inc - Term Loan	NEXTAGINC_TL	Loan	Senior Secured	Caa1	Caa1	\$6,640,577.63	45.0000%	\$2,988,259.93
Otter Products LLC - Term Loan	OTTERPRDCT_TL	Loan	Senior Secured	B1	B1	\$12,166,000.00	45.0000%	\$5,474,700.00
Packaging Coordinators Inc - First Lien Term Loan B	PCKNGCOORD_FL	Loan	Senior Secured	Caa1	Caa1	\$4,987,500.00	45.0000%	\$2,244,375.00
Renfro Corporation - Tranche B Term Loan	RENFRO_TLB	Loan	Senior Secured	B2	B2	\$2,646,666.67	45.0000%	\$1,191,000.00
Sportsman's Warehouse Inc - First Out Term Loan	SPRTSMNW_FOTL	Loan	Senior Secured	B2	B2	\$9,576,000.00	45.0000%	\$4,309,200.00
STG-Fairway Acquisitions Inc - First Lien Term Loan	FRSTADVCRP_FL	Loan	Senior Secured	***	***	\$3,457,625.00	45.0000%	\$1,555,931.25
Technimark LLC - Initial Term Loan	TECHNIMRK_ITL	Loan	Senior Secured	***	***	\$9,576,000.00	45.0000%	\$4,309,200.00
UniTek Global Services Inc - New Incremental Term Loan	UNITKGLB_NITL	Loan	Senior Secured	Caa2	Caa2	\$2,963,073.34	45.0000%	\$1,333,383.00
Senior Secured Loan - Differential = 0 Subtotal						\$97,687,178.41		\$44,439,230.28
Senior Secured Loan - Differential = -1								
Grede I LLC - Term Loan	GREDEILLC_TL	Loan	Senior Secured	B1	B2	\$2,058,974.70	40.0000%	\$823,589.88
Waupaca Foundry Inc - Tranche A-1 Loan	WAUPACFND_TA1	Loan	Senior Secured	B1	B2	\$9,353,403.21	40.0000%	\$3,741,361.28
Senior Secured Loan - Differential = -1 Subtotal						\$11,412,377.90		\$4,564,951.16
Non-Senior Secured Loan - Differential = 0								
Attachmate Corporation - Second Lien Term Loan	ATCHMTECRP_SL	Loan	Second Lien	B2	B2	\$7,000,000.00	25.0000%	\$1,750,000.00
First American Payment Systems - Second Lien Term Loan	1STAMRPYMT_SL	Loan	Second Lien	Caa1	Caa1	\$5,600,000.00	25.0000%	\$1,400,000.00
Healogics Inc - Second Lien Term Loan	HEALOGICIN_SL	Loan	Second Lien	Caa1	Caa1	\$4,000,000.00	25.0000%	\$1,000,000.00
Sedgwick Claims Management Services Inc - Second Lien Term B Loan	SDGCLMNGSV_SL	Loan	Second Lien	Caa1	Caa1	\$1,500,000.00	25.0000%	\$375,000.00
SESAC Holdco II LLC - Second Lien Term Loan	SESACHLDII_SL	Loan	Second Lien	Caa1	Caa1	\$2,000,000.00	25.0000%	\$500,000.00
SourceHOV LLC - Second Lien Term Loan	SRCEHOV_SL	Loan	Second Lien	Caa1	Caa1	\$2,000,000.00	25.0000%	\$500,000.00
SumTotal Systems LLC - Second Lien Term Loan	SUMTOTLSYS_SL	Loan	Second Lien	Caa1	Caa1	\$11,250,000.00	25.0000%	\$2,812,500.00
TeleGuam Holdings LLC - Second Lien Term Loan	TELEGUAMHD_SL	Loan	Second Lien	***	***	\$5,312,500.00	25.0000%	\$1,328,125.00
Vision Solutions Inc - Second Lien Term Loan	VISNSOLT_SLTL	Loan	Second Lien	Caa1	Caa1	\$5,600,000.00	25.0000%	\$1,400,000.00
Non-Senior Secured Loan - Differential = 0 Subtotal						\$44,262,500.00		\$11,065,625.00
Grand Total						\$303,665,452.40		\$140,647,901.27

Minimum Weighted Average S&P Recovery Rate Test

Weighted Average S&P Recovery Rate Test - Class A-1	PASS
Weighted Average S&P Recovery Rate Test - Class B-1	PASS
Weighted Average S&P Recovery Rate Test - Class C-1	PASS
Weighted Average S&P Recovery Rate Test - Class D-1	PASS
Weighted Average S&P Recovery Rate Test	PASS

Minimum Weighted Average S&P Recovery Rate Test - Class A-1

Class A-1 Note Rating	AAA
Principal Balance Total	\$303,665,452.40
Recovery Amount Total	\$106,393,392.63
Weighted Average Recovery Rate	35.0%
Requirement	>= 32.00%
RESULT	PASS

Description	Security ID	AssetType	First-Lien-Last-Out	Cov-Lite	S&P Security Level	Principal Balance	Recovery Rate	Recovery Amount
Group B Senior Secured Loans								
UniTek Global Services Inc - New Incremental Term Loan	UNITKGLB_NITL	Loan	No	No	Senior Secured	\$2,963,073.34	45.0000%	\$1,333,383.00
Group B Senior Secured Loans Subtotal						\$2,963,073.34		\$1,333,383.00
Asset Specific Recovery Rating 1								
Attachmate Corporation - First Lien Term Loan	ATTCHMTE_FL	Loan	No	No	Senior Secured	\$5,430,609.86	65.0000%	\$3,529,896.41
Edmentum Inc - First Lien Term Loan	PLATOINC_TL	Loan	No	No	Senior Secured	\$1,927,934.45	65.0000%	\$1,253,157.39
Grede I LLC - Term Loan	GREDEILLC_TL	Loan	No	No	Senior Secured	\$2,058,974.70	65.0000%	\$1,338,333.55
NAB Holdings LLC - Term Loan	NABHOLDNG_TL	Loan	No	No	Senior Secured	\$2,812,500.00	65.0000%	\$1,828,125.00
SESAC Holdco II LLC - First Lien Term Loan	SESACHLDCO_FL	Loan	No	No	Senior Secured	\$8,257,600.00	65.0000%	\$5,367,440.00
Asset Specific Recovery Rating 1 Subtotal						\$20,487,619.00		\$13,316,952.35
Asset Specific Recovery Rating 2								
Arsloane Acquisition LLC - First Lien Tranche B Term Loan	ARSLOANE_TRB	Loan	No	No	Senior Secured	\$9,600,000.00	50.0000%	\$4,800,000.00
DG FastChannel Inc - Initial Term Loan	DGFSTCHNL_TLB	Loan	No	No	Senior Secured	\$5,214,055.70	50.0000%	\$2,607,027.85
First Data Corp - 2017 New Dollar Term Loan	1STDATA_RE17TL	Loan	No	No	Senior Secured	\$9,050,721.38	50.0000%	\$4,525,360.69
First Data Corp - 2018B New Term Loan	1STDAT_18BNTL	Loan	No	No	Senior Secured	\$480,952.38	50.0000%	\$240,476.19
Healogics Inc - First Lien Term B Loan	HEALOGICS_FL	Loan	No	No	Senior Secured	\$3,316,666.66	50.0000%	\$1,658,333.33
Mercury Payment Systems LLC - Term Loan	MRCRYPYMT_TL	Loan	No	No	Senior Secured	\$989,915.97	50.0000%	\$494,957.98
Merrill Communications LLC - Term Loan	MERILCOM_TL	Loan	No	No	Senior Secured	\$11,880,577.27	50.0000%	\$5,940,288.63
MModal Inc - Term B Loan	MMODAL_BTL	Loan	No	No	Senior Secured	\$3,816,629.21	50.0000%	\$1,908,314.61
National Vision Inc - Term Loan	NTLVISN_TL	Loan	No	No	Senior Secured	\$3,893,333.33	50.0000%	\$1,946,666.67
Radnet Management Inc - Tranche B Term Loan	RADNTMNGE_NTL	Loan	No	No	Senior Secured	\$3,960,010.30	50.0000%	\$1,980,005.15
Roundy's Supermarkets Inc - Tranche B Term Loan	77999V9T1	Loan	No	No	Senior Secured	\$8,909,480.40	50.0000%	\$4,454,740.20
Sedgwick Claims Management Services Inc - Term B Loan	SDGWCKCMS_FL	Loan	No	No	Senior Secured	\$1,995,000.00	50.0000%	\$997,500.00
SkillSoft Corporation - New Term Loan	SKILLSFT_NTL	Loan	No	No	Senior Secured	\$2,554,761.98	50.0000%	\$1,277,380.99
SourceHOV LLC - First Lien Term B Loan	SOURCEHOV_FL	Loan	No	No	Senior Secured	\$4,788,000.00	50.0000%	\$2,394,000.00
Asset Specific Recovery Rating 2 Subtotal						\$70,450,104.59		\$35,225,052.30
Asset Specific Recovery Rating 3								
ABB Con-Cise Optical Group LLC - Term B-1 Loan	ABBCONCSE_TB1	Loan	No	Yes	Senior Secured	\$6,633,333.34	30.0000%	\$1,990,000.00
ASP HHI Acquisition Co Inc - Additional Term Loan	ASPHHIACQ_RTL	Loan	No	No	Senior Secured	\$4,033,097.43	30.0000%	\$1,209,929.23
Compucom Systems Inc - Term Loan	COMPUCOMSY_TL	Loan	No	Yes	Senior Secured	\$6,982,500.00	30.0000%	\$2,094,750.00
Cunningham Lindsey US Inc - First Lien Initial Term Loan	CUNINGHLIND_FL	Loan	No	Yes	Senior Secured	\$2,977,500.00	30.0000%	\$893,250.00
Deltek Inc - First Lien Term Loan	DELTEKINC_FL	Loan	No	Yes	Senior Secured	\$4,615,125.00	30.0000%	\$1,384,537.50
First American Payment Systems - First Lien Term Loan	1STAMPYMT_FL	Loan	No	No	Senior Secured	\$3,602,000.00	30.0000%	\$1,080,600.00
Generic Drug Holdings Inc - Term B-1 Loan	GNRCDRGH_TB1L	Loan	No	No	Senior Secured	\$3,491,250.00	30.0000%	\$1,047,375.00
Help Systems Holdings Inc - First Lien Initial Term Loan	HELPSYS_TL	Loan	No	No	Senior Secured	\$9,600,000.00	30.0000%	\$2,880,000.00
Hoffmaster Group Inc - First Lien Term Loan	HOFFMSTRGP_TL	Loan	No	No	Senior Secured	\$1,909,788.00	30.0000%	\$572,936.40

Description	Security ID	AssetType	First-Lien-Last-Out	Cov-Lite	S&P Security Level	Principal Balance	Recovery Rate	Recovery Amount
Integra Telecom Holdings Inc - Term B Loan	INTGTLCMH_TBL	Loan	No	No	Senior Secured	\$4,338,200.00	30.0000%	\$1,301,460.00
Jackson Hewitt Inc - Senior Secured Term Loan	JCKSNHWT_SSTL	Loan	No	No	Senior Secured	\$9,600,000.00	30.0000%	\$2,880,000.00
JHCI Acquisition Inc - First Lien Term Loan	JACOBSON_1TL	Loan	No	No	Senior Secured	\$8,813,863.64	30.0000%	\$2,644,159.09
New Breed Inc - Term Loan	NEWBREDINC_TL	Loan	No	Yes	Senior Secured	\$3,903,333.33	30.0000%	\$1,171,000.00
NexTag Inc - Term Loan	NEXTAGINC_TL	Loan	No	No	Senior Secured	\$6,640,577.63	30.0000%	\$1,992,173.29
Otter Products LLC - Term Loan	OTTERPRDCT_TL	Loan	No	No	Senior Secured	\$12,166,000.00	30.0000%	\$3,649,800.00
Sportsman's Warehouse Inc - First Out Term Loan	SPRTSMNW_FOTL	Loan	No	No	Senior Secured	\$9,576,000.00	30.0000%	\$2,872,800.00
STG-Fairway Acquisitions Inc - First Lien Term Loan	FRSTADVCRP_FL	Loan	No	Yes	Senior Secured	\$3,457,625.00	30.0000%	\$1,037,287.50
Topps Company (The) - Term Loan	TOPSCOMPNY_TL	Loan	No	No	Senior Secured	\$6,700,000.00	30.0000%	\$2,010,000.00
TravelCLICK Inc - First Lien Term B Loan	TRVLCLK_FLTB	Loan	No	No	Senior Secured	\$7,163,392.22	30.0000%	\$2,149,017.67
Wall Street Systems Delaware Inc - First Lien Term Loan	WALSTSYSDE_FL	Loan	No	Yes	Senior Secured	\$3,970,000.00	30.0000%	\$1,191,000.00
Waupaca Foundry Inc - Tranche A-1 Loan	WAUPACFND_TA1	Loan	No	No	Senior Secured	\$9,353,403.21	30.0000%	\$2,806,020.96
Asset Specific Recovery Rating 3 Subtotal						\$129,526,988.80		\$38,858,096.64
Asset Specific Recovery Rating 4								
Presidio Inc - New Term Loan	PRESIDIO_FLTL	Loan	No	No	Senior Secured	\$3,465,000.00	20.0000%	\$693,000.00
Renfro Corporation - Tranche B Term Loan	RENFRO_TLB	Loan	No	No	Senior Secured	\$2,646,666.67	20.0000%	\$529,333.33
Asset Specific Recovery Rating 4 Subtotal						\$6,111,666.67		\$1,222,333.33
Asset Specific Recovery Rating 6								
First American Payment Systems - Second Lien Term Loan	1STAMPYMT_SL	Loan	No	No	Second Lien	\$5,600,000.00	2.0000%	\$112,000.00
Healogics Inc - Second Lien Term Loan	HEALOGICIN_SL	Loan	No	No	Second Lien	\$4,000,000.00	2.0000%	\$80,000.00
Sedgwick Claims Management Services Inc - Second Lien Term B Loan	SDGCLMNGSV_SL	Loan	No	No	Second Lien	\$1,500,000.00	2.0000%	\$30,000.00
SESAC Holdco II LLC - Second Lien Term Loan	SESACHLDII_SL	Loan	No	No	Second Lien	\$2,000,000.00	2.0000%	\$40,000.00
SourceHOV LLC - Second Lien Term Loan	SRCEHOV_SL	Loan	No	No	Second Lien	\$2,000,000.00	2.0000%	\$40,000.00
SumTotal Systems LLC - Second Lien Term Loan	SUMTOTLSYS_SL	Loan	No	No	Second Lien	\$11,250,000.00	2.0000%	\$225,000.00
Vision Solutions Inc - Second Lien Term Loan	VISNSOLT_SLTL	Loan	No	No	Second Lien	\$5,600,000.00	2.0000%	\$112,000.00
Asset Specific Recovery Rating 6 Subtotal						\$31,950,000.00		\$639,000.00
Group A Senior Secured Loans								
iEnergizer Limited - Term Loan	IENERGZRLD_TL	Loan	No	No	Senior Secured	\$7,800,000.00	50.0000%	\$3,900,000.00
Group A Senior Secured Loans Subtotal						\$7,800,000.00		\$3,900,000.00
Group B Senior Secured Loans								
CRCI Holdings Inc - Delayed Draw Term Loan	CRCHOLDG_DDTL	Loan	No	No	Senior Secured	\$1,687,500.00	45.0000%	\$759,375.00
CRCI Holdings Inc - Dollar Term Loan	CRCIHLDG_USTL	Loan	No	No	Senior Secured	\$5,812,500.00	45.0000%	\$2,615,625.00
Packaging Coordinators Inc - First Lien Term Loan B	PCKNGCOORD_FL	Loan	No	No	Senior Secured	\$4,987,500.00	45.0000%	\$2,244,375.00
Technimark LLC - Initial Term Loan	TECHNIMRK_ITL	Loan	No	No	Senior Secured	\$9,576,000.00	45.0000%	\$4,309,200.00
Group B Senior Secured Loans Subtotal						\$22,063,500.00		\$9,928,575.00
Group B Senior unsecured loans and Second Lien Loans								
Attachmate Corporation - Second Lien Term Loan	ATCHMTECRP_SL	Loan	No	No	Second Lien	\$7,000,000.00	16.0000%	\$1,120,000.00
TeleGuam Holdings LLC - Second Lien Term Loan	TELEGUAMHD_SL	Loan	No	No	Second Lien	\$5,312,500.00	16.0000%	\$850,000.00
Group B Senior unsecured loans and Second Lien Loans Subtotal						\$12,312,500.00		\$1,970,000.00
Grand Total						\$303,665,452.40		\$106,393,392.63

Minimum Weighted Average S&P Recovery Rate Test - Class B-1

Class B-1 Note Rating	AA
Principal Balance Total	\$303,665,452.40
Recovery Amount Total	\$131,082,876.80
Weighted Average Recovery Rate	43.2%
Requirement	>= 39.00%
RESULT	PASS

Description	Security ID	AssetType	First-Lien-Last-Out	Cov-Lite	S&P Security Level	Principal Balance	Recovery Rate	Recovery Amount
Asset Specific Recovery Rating 1								
Attachmate Corporation - First Lien Term Loan	ATTCHMTE_FL	Loan	No	No	Senior Secured	\$5,430,609.86	75.0000%	\$4,072,957.39
Edmentum Inc - First Lien Term Loan	PLATOINC_TL	Loan	No	No	Senior Secured	\$1,927,934.45	75.0000%	\$1,445,950.84
Grede I LLC - Term Loan	GREDEILLC_TL	Loan	No	No	Senior Secured	\$2,058,974.70	75.0000%	\$1,544,231.02
NAB Holdings LLC - Term Loan	NABHOLDNG_TL	Loan	No	No	Senior Secured	\$2,812,500.00	75.0000%	\$2,109,375.00
SESAC Holdco II LLC - First Lien Term Loan	SESACHLDCO_FL	Loan	No	No	Senior Secured	\$8,257,600.00	75.0000%	\$6,193,200.00
Asset Specific Recovery Rating 1 Subtotal						\$20,487,619.00		\$15,365,714.25
Asset Specific Recovery Rating 2								
Arsloane Acquisition LLC - First Lien Tranche B Term Loan	ARSLLOANE_TRB	Loan	No	No	Senior Secured	\$9,600,000.00	60.0000%	\$5,760,000.00
DG FastChannel Inc - Initial Term Loan	DGFSTCHNL_TLB	Loan	No	No	Senior Secured	\$5,214,055.70	60.0000%	\$3,128,433.42
First Data Corp - 2017 New Dollar Term Loan	1STDATA_RE17TL	Loan	No	No	Senior Secured	\$9,050,721.38	60.0000%	\$5,430,432.83
First Data Corp - 2018B New Term Loan	1STDAT_18BNTL	Loan	No	No	Senior Secured	\$480,952.38	60.0000%	\$288,571.43
Healogics Inc - First Lien Term B Loan	HEALOGICS_FL	Loan	No	No	Senior Secured	\$3,316,666.66	60.0000%	\$1,990,000.00
Mercury Payment Systems LLC - Term Loan	MRCRYPYMT_TL	Loan	No	No	Senior Secured	\$989,915.97	60.0000%	\$593,949.58
Merrill Communications LLC - Term Loan	MERILCOM_TL	Loan	No	No	Senior Secured	\$11,880,577.27	60.0000%	\$7,128,346.36
MModal Inc - Term B Loan	MMODAL_BTL	Loan	No	No	Senior Secured	\$3,816,629.21	60.0000%	\$2,289,977.53
National Vision Inc - Term Loan	NTLVISN_TL	Loan	No	No	Senior Secured	\$3,893,333.33	60.0000%	\$2,336,000.00
Radnet Management Inc - Tranche B Term Loan	RADNTMNGE_NTL	Loan	No	No	Senior Secured	\$3,960,010.30	60.0000%	\$2,376,006.18
Roundy's Supermarkets Inc - Tranche B Term Loan	77999V9T1	Loan	No	No	Senior Secured	\$8,909,480.40	60.0000%	\$5,345,688.24
Sedgwick Claims Management Services Inc - Term B Loan	SDGWCKCMS_FL	Loan	No	No	Senior Secured	\$1,995,000.00	60.0000%	\$1,197,000.00
SkillSoft Corporation - New Term Loan	SKILLSFT_NTL	Loan	No	No	Senior Secured	\$2,554,761.98	60.0000%	\$1,532,857.19
SourceHOV LLC - First Lien Term B Loan	SOURCEHOV_FL	Loan	No	No	Senior Secured	\$4,788,000.00	60.0000%	\$2,872,800.00
Asset Specific Recovery Rating 2 Subtotal						\$70,450,104.59		\$42,270,062.75
Asset Specific Recovery Rating 3								
ABB Con-Cise Optical Group LLC - Term B-1 Loan	ABBCONCSE_TB1	Loan	No	Yes	Senior Secured	\$6,633,333.34	40.0000%	\$2,653,333.33
ASP HHI Acquisition Co Inc - Additional Term Loan	ASPHHIACQ_RTL	Loan	No	No	Senior Secured	\$4,033,097.43	40.0000%	\$1,613,238.97
Compucom Systems Inc - Term Loan	COMPUCOMSY_TL	Loan	No	Yes	Senior Secured	\$6,982,500.00	40.0000%	\$2,793,000.00
Cunningham Lindsey US Inc - First Lien Initial Term Loan	CUNINGHLIND_FL	Loan	No	Yes	Senior Secured	\$2,977,500.00	40.0000%	\$1,191,000.00
Deltek Inc - First Lien Term Loan	DELTEKINC_FL	Loan	No	Yes	Senior Secured	\$4,615,125.00	40.0000%	\$1,846,050.00
First American Payment Systems - First Lien Term Loan	1STAMRPYMT_FL	Loan	No	No	Senior Secured	\$3,602,000.00	40.0000%	\$1,440,800.00
Generic Drug Holdings Inc - Term B-1 Loan	GNRCDRGH_TB1L	Loan	No	No	Senior Secured	\$3,491,250.00	40.0000%	\$1,396,500.00
Help Systems Holdings Inc - First Lien Initial Term Loan	HELPSYS_TL	Loan	No	No	Senior Secured	\$9,600,000.00	40.0000%	\$3,840,000.00
Hoffmaster Group Inc - First Lien Term Loan	HOFFMSTRGP_TL	Loan	No	No	Senior Secured	\$1,909,788.00	40.0000%	\$763,915.20
Integra Telecom Holdings Inc - Term B Loan	INTGTLCMH_TBL	Loan	No	No	Senior Secured	\$4,338,200.00	40.0000%	\$1,735,280.00
Jackson Hewitt Inc - Senior Secured Term Loan	JCKSNHWT_SSTL	Loan	No	No	Senior Secured	\$9,600,000.00	40.0000%	\$3,840,000.00
JHCI Acquisition Inc - First Lien Term Loan	JACOBSON_1TL	Loan	No	No	Senior Secured	\$8,813,863.64	40.0000%	\$3,525,545.46
New Breed Inc - Term Loan	NEWBREDINC_TL	Loan	No	Yes	Senior Secured	\$3,903,333.33	40.0000%	\$1,561,333.33

Description	Security ID	AssetType	First-Lien-Last-Out	Cov-Lite	S&P Security Level	Principal Balance	Recovery Rate	Recovery Amount
NexTag Inc - Term Loan	NEXTAGINC_TL	Loan	No	No	Senior Secured	\$6,640,577.63	40.0000%	\$2,656,231.05
Otter Products LLC - Term Loan	OTTERPRDCT_TL	Loan	No	No	Senior Secured	\$12,166,000.00	40.0000%	\$4,866,400.00
Sportsman's Warehouse Inc - First Out Term Loan	SPRTSMNW_FOTL	Loan	No	No	Senior Secured	\$9,576,000.00	40.0000%	\$3,830,400.00
STG-Fairway Acquisitions Inc - First Lien Term Loan	FRSTADVCRP_FL	Loan	No	Yes	Senior Secured	\$3,457,625.00	40.0000%	\$1,383,050.00
Topps Company (The) - Term Loan	TOPSCOMPNY_TL	Loan	No	No	Senior Secured	\$6,700,000.00	40.0000%	\$2,680,000.00
TravelCLICK Inc - First Lien Term B Loan	TRVLCLK_FLTB	Loan	No	No	Senior Secured	\$7,163,392.22	40.0000%	\$2,865,356.89
Wall Street Systems Delaware Inc - First Lien Term Loan	WALSTSYSDE_FL	Loan	No	Yes	Senior Secured	\$3,970,000.00	40.0000%	\$1,588,000.00
Waupaca Foundry Inc - Tranche A-1 Loan	WAUPACFND_TA1	Loan	No	No	Senior Secured	\$9,353,403.21	40.0000%	\$3,741,361.28
Asset Specific Recovery Rating 3 Subtotal						\$129,526,988.80		\$51,810,795.52
Asset Specific Recovery Rating 4								
Presidio Inc - New Term Loan	PRESIDIO_FLTL	Loan	No	No	Senior Secured	\$3,465,000.00	26.0000%	\$900,900.00
Renfro Corporation - Tranche B Term Loan	RENFRO_TLB	Loan	No	No	Senior Secured	\$2,646,666.67	26.0000%	\$688,133.33
Asset Specific Recovery Rating 4 Subtotal						\$6,111,666.67		\$1,589,033.33
Asset Specific Recovery Rating 6								
First American Payment Systems - Second Lien Term Loan	1STAMPYMT_SL	Loan	No	No	Second Lien	\$5,600,000.00	4.0000%	\$224,000.00
Healogics Inc - Second Lien Term Loan	HEALOGICIN_SL	Loan	No	No	Second Lien	\$4,000,000.00	4.0000%	\$160,000.00
Sedgwick Claims Management Services Inc - Second Lien Term B Loan	SDGCLMNGSV_SL	Loan	No	No	Second Lien	\$1,500,000.00	4.0000%	\$60,000.00
SESAC Holdco II LLC - Second Lien Term Loan	SESACHLDII_SL	Loan	No	No	Second Lien	\$2,000,000.00	4.0000%	\$80,000.00
SourceHOV LLC - Second Lien Term Loan	SRCEHOV_SL	Loan	No	No	Second Lien	\$2,000,000.00	4.0000%	\$80,000.00
SumTotal Systems LLC - Second Lien Term Loan	SUMTOTLSYS_SL	Loan	No	No	Second Lien	\$11,250,000.00	4.0000%	\$450,000.00
Vision Solutions Inc - Second Lien Term Loan	VISNSOLT_SLTL	Loan	No	No	Second Lien	\$5,600,000.00	4.0000%	\$224,000.00
Asset Specific Recovery Rating 6 Subtotal						\$31,950,000.00		\$1,278,000.00
Group A Senior Secured Loans								
iEnergizer Limited - Term Loan	IENERGZRLD_TL	Loan	No	No	Senior Secured	\$7,800,000.00	55.0000%	\$4,290,000.00
Group A Senior Secured Loans Subtotal						\$7,800,000.00		\$4,290,000.00
Group B Senior Secured Loans								
CRCI Holdings Inc - Delayed Draw Term Loan	CRCHOLDG_DDTL	Loan	No	No	Senior Secured	\$1,687,500.00	49.0000%	\$826,875.00
CRCI Holdings Inc - Dollar Term Loan	CRCIHLDG_USTL	Loan	No	No	Senior Secured	\$5,812,500.00	49.0000%	\$2,848,125.00
Packaging Coordinators Inc - First Lien Term Loan B	PCKNGCOORD_FL	Loan	No	No	Senior Secured	\$4,987,500.00	49.0000%	\$2,443,875.00
Technimark LLC - Initial Term Loan	TECHNIMRK_ITL	Loan	No	No	Senior Secured	\$9,576,000.00	49.0000%	\$4,692,240.00
UniTek Global Services Inc - New Incremental Term Loan	UNITKGLB_NITL	Loan	No	No	Senior Secured	\$2,963,073.34	49.0000%	\$1,451,905.94
Group B Senior Secured Loans Subtotal						\$25,026,573.34		\$12,263,020.94
Group B Senior unsecured loans and Second Lien Loans								
Attachmate Corporation - Second Lien Term Loan	ATCHMTECRP_SL	Loan	No	No	Second Lien	\$7,000,000.00	18.0000%	\$1,260,000.00
TeleGuam Holdings LLC - Second Lien Term Loan	TELEGUAMHD_SL	Loan	No	No	Second Lien	\$5,312,500.00	18.0000%	\$956,250.00
Group B Senior unsecured loans and Second Lien Loans Subtotal						\$12,312,500.00		\$2,216,250.00
Grand Total						\$303,665,452.40		\$131,082,876.80

Minimum Weighted Average S&P Recovery Rate Test - Class C-1

Class C-1 Note Rating	A
Principal Balance Total	\$303,665,452.40
Recovery Amount Total	\$146,855,137.95
Weighted Average Recovery Rate	48.4%
Requirement	>= 44.25%
RESULT	PASS

Description	Security ID	AssetType	First-Lien-Last-Out	Cov-Lite	S&P Security Level	Principal Balance	Recovery Rate	Recovery Amount
Asset Specific Recovery Rating 1								
Attachmate Corporation - First Lien Term Loan	ATTCHMTE_FL	Loan	No	No	Senior Secured	\$5,430,609.86	80.0000%	\$4,344,487.89
Edmentum Inc - First Lien Term Loan	PLATOINC_TL	Loan	No	No	Senior Secured	\$1,927,934.45	80.0000%	\$1,542,347.56
Grede I LLC - Term Loan	GREDEILLC_TL	Loan	No	No	Senior Secured	\$2,058,974.70	80.0000%	\$1,647,179.76
NAB Holdings LLC - Term Loan	NABHOLDNG_TL	Loan	No	No	Senior Secured	\$2,812,500.00	80.0000%	\$2,250,000.00
SESAC Holdco II LLC - First Lien Term Loan	SESACHLDCO_FL	Loan	No	No	Senior Secured	\$8,257,600.00	80.0000%	\$6,606,080.00
Asset Specific Recovery Rating 1 Subtotal						\$20,487,619.00		\$16,390,095.20
Asset Specific Recovery Rating 2								
Arsloane Acquisition LLC - First Lien Tranche B Term Loan	ARSLLOANE_TRB	Loan	No	No	Senior Secured	\$9,600,000.00	66.0000%	\$6,336,000.00
DG FastChannel Inc - Initial Term Loan	DGFSTCHNL_TLB	Loan	No	No	Senior Secured	\$5,214,055.70	66.0000%	\$3,441,276.76
First Data Corp - 2017 New Dollar Term Loan	1STDATA_RE17TL	Loan	No	No	Senior Secured	\$9,050,721.38	66.0000%	\$5,973,476.11
First Data Corp - 2018B New Term Loan	1STDAT_18BNTL	Loan	No	No	Senior Secured	\$480,952.38	66.0000%	\$317,428.57
Healogics Inc - First Lien Term B Loan	HEALOGICS_FL	Loan	No	No	Senior Secured	\$3,316,666.66	66.0000%	\$2,189,000.00
Mercury Payment Systems LLC - Term Loan	MRCRYPYMT_TL	Loan	No	No	Senior Secured	\$989,915.97	66.0000%	\$653,344.54
Merrill Communications LLC - Term Loan	MERILCOM_TL	Loan	No	No	Senior Secured	\$11,880,577.27	66.0000%	\$7,841,181.00
MModal Inc - Term B Loan	MMODAL_BTL	Loan	No	No	Senior Secured	\$3,816,629.21	66.0000%	\$2,518,975.28
National Vision Inc - Term Loan	NTLVISN_TL	Loan	No	No	Senior Secured	\$3,893,333.33	66.0000%	\$2,569,600.00
Radnet Management Inc - Tranche B Term Loan	RADNTMNGE_NTL	Loan	No	No	Senior Secured	\$3,960,010.30	66.0000%	\$2,613,606.80
Roundy's Supermarkets Inc - Tranche B Term Loan	77999V9T1	Loan	No	No	Senior Secured	\$8,909,480.40	66.0000%	\$5,880,257.06
Sedgwick Claims Management Services Inc - Term B Loan	SDGWCKCMS_FL	Loan	No	No	Senior Secured	\$1,995,000.00	66.0000%	\$1,316,700.00
SkillSoft Corporation - New Term Loan	SKILLSFT_NTL	Loan	No	No	Senior Secured	\$2,554,761.98	66.0000%	\$1,686,142.91
SourceHOV LLC - First Lien Term B Loan	SOURCEHOV_FL	Loan	No	No	Senior Secured	\$4,788,000.00	66.0000%	\$3,160,080.00
Asset Specific Recovery Rating 2 Subtotal						\$70,450,104.59		\$46,497,069.03
Asset Specific Recovery Rating 3								
ABB Con-Cise Optical Group LLC - Term B-1 Loan	ABBCONCSE_TB1	Loan	No	Yes	Senior Secured	\$6,633,333.34	46.0000%	\$3,051,333.33
ASP HHI Acquisition Co Inc - Additional Term Loan	ASPHHIACQ_RTL	Loan	No	No	Senior Secured	\$4,033,097.43	46.0000%	\$1,855,224.82
Compucom Systems Inc - Term Loan	COMPUCOMSY_TL	Loan	No	Yes	Senior Secured	\$6,982,500.00	46.0000%	\$3,211,950.00
Cunningham Lindsey US Inc - First Lien Initial Term Loan	CUNINGHLIND_FL	Loan	No	Yes	Senior Secured	\$2,977,500.00	46.0000%	\$1,369,650.00
Deltek Inc - First Lien Term Loan	DELTEKINC_FL	Loan	No	Yes	Senior Secured	\$4,615,125.00	46.0000%	\$2,122,957.50
First American Payment Systems - First Lien Term Loan	1STAMRPYMT_FL	Loan	No	No	Senior Secured	\$3,602,000.00	46.0000%	\$1,656,920.00
Generic Drug Holdings Inc - Term B-1 Loan	GNRCDRGH_TB1L	Loan	No	No	Senior Secured	\$3,491,250.00	46.0000%	\$1,605,975.00
Help Systems Holdings Inc - First Lien Initial Term Loan	HELPSYS_TL	Loan	No	No	Senior Secured	\$9,600,000.00	46.0000%	\$4,416,000.00
Hoffmaster Group Inc - First Lien Term Loan	HOFFMSTRGP_TL	Loan	No	No	Senior Secured	\$1,909,788.00	46.0000%	\$878,502.48
Integra Telecom Holdings Inc - Term B Loan	INTGTLCMH_TBL	Loan	No	No	Senior Secured	\$4,338,200.00	46.0000%	\$1,995,572.00
Jackson Hewitt Inc - Senior Secured Term Loan	JCKSNHWT_SSTL	Loan	No	No	Senior Secured	\$9,600,000.00	46.0000%	\$4,416,000.00
JHCI Acquisition Inc - First Lien Term Loan	JACOBSON_1TL	Loan	No	No	Senior Secured	\$8,813,863.64	46.0000%	\$4,054,377.27
New Breed Inc - Term Loan	NEWBREDINC_TL	Loan	No	Yes	Senior Secured	\$3,903,333.33	46.0000%	\$1,795,533.33

Description	Security ID	AssetType	First-Lien-Last-Out	Cov-Lite	S&P Security Level	Principal Balance	Recovery Rate	Recovery Amount
NexTag Inc - Term Loan	NEXTAGINC_TL	Loan	No	No	Senior Secured	\$6,640,577.63	46.0000%	\$3,054,665.71
Otter Products LLC - Term Loan	OTTERPRDCT_TL	Loan	No	No	Senior Secured	\$12,166,000.00	46.0000%	\$5,596,360.00
Sportsman's Warehouse Inc - First Out Term Loan	SPRTSMNW_FOTL	Loan	No	No	Senior Secured	\$9,576,000.00	46.0000%	\$4,404,960.00
STG-Fairway Acquisitions Inc - First Lien Term Loan	FRSTADVCRP_FL	Loan	No	Yes	Senior Secured	\$3,457,625.00	46.0000%	\$1,590,507.50
Topps Company (The) - Term Loan	TOPSCOMPNY_TL	Loan	No	No	Senior Secured	\$6,700,000.00	46.0000%	\$3,082,000.00
TravelCLICK Inc - First Lien Term B Loan	TRVLCLK_FLTB	Loan	No	No	Senior Secured	\$7,163,392.22	46.0000%	\$3,295,160.42
Wall Street Systems Delaware Inc - First Lien Term Loan	WALSTSYSDE_FL	Loan	No	Yes	Senior Secured	\$3,970,000.00	46.0000%	\$1,826,200.00
Waupaca Foundry Inc - Tranche A-1 Loan	WAUPACFND_TA1	Loan	No	No	Senior Secured	\$9,353,403.21	46.0000%	\$4,302,565.47
Asset Specific Recovery Rating 3 Subtotal						\$129,526,988.80		\$59,582,414.85
Asset Specific Recovery Rating 4								
Presidio Inc - New Term Loan	PRESIDIO_FLTL	Loan	No	No	Senior Secured	\$3,465,000.00	33.0000%	\$1,143,450.00
Renfro Corporation - Tranche B Term Loan	RENFRO_TLB	Loan	No	No	Senior Secured	\$2,646,666.67	33.0000%	\$873,400.00
Asset Specific Recovery Rating 4 Subtotal						\$6,111,666.67		\$2,016,850.00
Asset Specific Recovery Rating 6								
First American Payment Systems - Second Lien Term Loan	1STAMPYMT_SL	Loan	No	No	Second Lien	\$5,600,000.00	6.0000%	\$336,000.00
Healogics Inc - Second Lien Term Loan	HEALOGICIN_SL	Loan	No	No	Second Lien	\$4,000,000.00	6.0000%	\$240,000.00
Sedgwick Claims Management Services Inc - Second Lien Term B Loan	SDGCLMNGSV_SL	Loan	No	No	Second Lien	\$1,500,000.00	6.0000%	\$90,000.00
SESAC Holdco II LLC - Second Lien Term Loan	SESACHLDII_SL	Loan	No	No	Second Lien	\$2,000,000.00	6.0000%	\$120,000.00
SourceHOV LLC - Second Lien Term Loan	SRCEHOV_SL	Loan	No	No	Second Lien	\$2,000,000.00	6.0000%	\$120,000.00
SumTotal Systems LLC - Second Lien Term Loan	SUMTOTLSYS_SL	Loan	No	No	Second Lien	\$11,250,000.00	6.0000%	\$675,000.00
Vision Solutions Inc - Second Lien Term Loan	VISNSOLT_SLTL	Loan	No	No	Second Lien	\$5,600,000.00	6.0000%	\$336,000.00
Asset Specific Recovery Rating 6 Subtotal						\$31,950,000.00		\$1,917,000.00
Group A Senior Secured Loans								
iEnergizer Limited - Term Loan	IENERGZRLD_TL	Loan	No	No	Senior Secured	\$7,800,000.00	59.0000%	\$4,602,000.00
Group A Senior Secured Loans Subtotal						\$7,800,000.00		\$4,602,000.00
Group B Senior Secured Loans								
CRCI Holdings Inc - Delayed Draw Term Loan	CRCHOLDG_DDTL	Loan	No	No	Senior Secured	\$1,687,500.00	53.0000%	\$894,375.00
CRCI Holdings Inc - Dollar Term Loan	CRCIHLDG_USTL	Loan	No	No	Senior Secured	\$5,812,500.00	53.0000%	\$3,080,625.00
Packaging Coordinators Inc - First Lien Term Loan B	PCKNGCOORD_FL	Loan	No	No	Senior Secured	\$4,987,500.00	53.0000%	\$2,643,375.00
Technimark LLC - Initial Term Loan	TECHNIMRK_ITL	Loan	No	No	Senior Secured	\$9,576,000.00	53.0000%	\$5,075,280.00
UniTek Global Services Inc - New Incremental Term Loan	UNITKGLB_NITL	Loan	No	No	Senior Secured	\$2,963,073.34	53.0000%	\$1,570,428.87
Group B Senior Secured Loans Subtotal						\$25,026,573.34		\$13,264,083.87
Group B Senior unsecured loans and Second Lien Loans								
Attachmate Corporation - Second Lien Term Loan	ATCHMTECRP_SL	Loan	No	No	Second Lien	\$7,000,000.00	21.0000%	\$1,470,000.00
TeleGuam Holdings LLC - Second Lien Term Loan	TELEGUAMHD_SL	Loan	No	No	Second Lien	\$5,312,500.00	21.0000%	\$1,115,625.00
Group B Senior unsecured loans and Second Lien Loans Subtotal						\$12,312,500.00		\$2,585,625.00
Grand Total						\$303,665,452.40		\$146,855,137.95

Minimum Weighted Average S&P Recovery Rate Test - Class D-1

Class D-1 Note Rating	BBB
Principal Balance Total	\$303,665,452.40
Recovery Amount Total	\$164,816,319.11
Weighted Average Recovery Rate	54.3%
Requirement	>= 46.50%
RESULT	PASS

Description	Security ID	AssetType	First-Lien-Last-Out	Cov-Lite	S&P Security Level	Principal Balance	Recovery Rate	Recovery Amount
Asset Specific Recovery Rating 1								
Attachmate Corporation - First Lien Term Loan	ATTCHMTE_FL	Loan	No	No	Senior Secured	\$5,430,609.86	85.0000%	\$4,616,018.38
Edmentum Inc - First Lien Term Loan	PLATOINC_TL	Loan	No	No	Senior Secured	\$1,927,934.45	85.0000%	\$1,638,744.28
Grede I LLC - Term Loan	GREDEILLC_TL	Loan	No	No	Senior Secured	\$2,058,974.70	85.0000%	\$1,750,128.49
NAB Holdings LLC - Term Loan	NABHOLDNG_TL	Loan	No	No	Senior Secured	\$2,812,500.00	85.0000%	\$2,390,625.00
SESAC Holdco II LLC - First Lien Term Loan	SESACHLDCO_FL	Loan	No	No	Senior Secured	\$8,257,600.00	85.0000%	\$7,018,960.00
Asset Specific Recovery Rating 1 Subtotal						\$20,487,619.00		\$17,414,476.15
Asset Specific Recovery Rating 2								
Arsloane Acquisition LLC - First Lien Tranche B Term Loan	ARSLLOANE_TRB	Loan	No	No	Senior Secured	\$9,600,000.00	73.0000%	\$7,008,000.00
DG FastChannel Inc - Initial Term Loan	DGFSTCHNL_TLB	Loan	No	No	Senior Secured	\$5,214,055.70	73.0000%	\$3,806,260.66
First Data Corp - 2017 New Dollar Term Loan	1STDATA_RE17TL	Loan	No	No	Senior Secured	\$9,050,721.38	73.0000%	\$6,607,026.61
First Data Corp - 2018B New Term Loan	1STDAT_18BNTL	Loan	No	No	Senior Secured	\$480,952.38	73.0000%	\$351,095.24
Healogics Inc - First Lien Term B Loan	HEALOGICS_FL	Loan	No	No	Senior Secured	\$3,316,666.66	73.0000%	\$2,421,166.66
Mercury Payment Systems LLC - Term Loan	MRCRYPYMT_TL	Loan	No	No	Senior Secured	\$989,915.97	73.0000%	\$722,638.65
Merrill Communications LLC - Term Loan	MERILCOM_TL	Loan	No	No	Senior Secured	\$11,880,577.27	73.0000%	\$8,672,821.41
MModal Inc - Term B Loan	MMODAL_BTL	Loan	No	No	Senior Secured	\$3,816,629.21	73.0000%	\$2,786,139.33
National Vision Inc - Term Loan	NTLVISN_TL	Loan	No	No	Senior Secured	\$3,893,333.33	73.0000%	\$2,842,133.33
Radnet Management Inc - Tranche B Term Loan	RADNTMNGE_NTL	Loan	No	No	Senior Secured	\$3,960,010.30	73.0000%	\$2,890,807.52
Roundy's Supermarkets Inc - Tranche B Term Loan	77999V9T1	Loan	No	No	Senior Secured	\$8,909,480.40	73.0000%	\$6,503,920.69
Sedgwick Claims Management Services Inc - Term B Loan	SDGWCKCMS_FL	Loan	No	No	Senior Secured	\$1,995,000.00	73.0000%	\$1,456,350.00
SkillSoft Corporation - New Term Loan	SKILLSFT_NTL	Loan	No	No	Senior Secured	\$2,554,761.98	73.0000%	\$1,864,976.25
SourceHOV LLC - First Lien Term B Loan	SOURCEHOV_FL	Loan	No	No	Senior Secured	\$4,788,000.00	73.0000%	\$3,495,240.00
Asset Specific Recovery Rating 2 Subtotal						\$70,450,104.59		\$51,428,576.35
Asset Specific Recovery Rating 3								
ABB Con-Cise Optical Group LLC - Term B-1 Loan	ABBCONCSE_TB1	Loan	No	Yes	Senior Secured	\$6,633,333.34	53.0000%	\$3,515,666.67
ASP HHI Acquisition Co Inc - Additional Term Loan	ASPHHIACQ_RTL	Loan	No	No	Senior Secured	\$4,033,097.43	53.0000%	\$2,137,541.64
Compucom Systems Inc - Term Loan	COMPUCOMSY_TL	Loan	No	Yes	Senior Secured	\$6,982,500.00	53.0000%	\$3,700,725.00
Cunningham Lindsey US Inc - First Lien Initial Term Loan	CUNINGHLIND_FL	Loan	No	Yes	Senior Secured	\$2,977,500.00	53.0000%	\$1,578,075.00
Deltek Inc - First Lien Term Loan	DELTEKINC_FL	Loan	No	Yes	Senior Secured	\$4,615,125.00	53.0000%	\$2,446,016.25
First American Payment Systems - First Lien Term Loan	1STAMRPYMT_FL	Loan	No	No	Senior Secured	\$3,602,000.00	53.0000%	\$1,909,060.00
Generic Drug Holdings Inc - Term B-1 Loan	GNRCDRGH_TB1L	Loan	No	No	Senior Secured	\$3,491,250.00	53.0000%	\$1,850,362.50
Help Systems Holdings Inc - First Lien Initial Term Loan	HELPSYS_TL	Loan	No	No	Senior Secured	\$9,600,000.00	53.0000%	\$5,088,000.00
Hoffmaster Group Inc - First Lien Term Loan	HOFFMSTRGP_TL	Loan	No	No	Senior Secured	\$1,909,788.00	53.0000%	\$1,012,187.64
Integra Telecom Holdings Inc - Term B Loan	INTGTLCMH_TBL	Loan	No	No	Senior Secured	\$4,338,200.00	53.0000%	\$2,299,246.00
Jackson Hewitt Inc - Senior Secured Term Loan	JCKSNHWT_SSTL	Loan	No	No	Senior Secured	\$9,600,000.00	53.0000%	\$5,088,000.00
JHCI Acquisition Inc - First Lien Term Loan	JACOBSON_1TL	Loan	No	No	Senior Secured	\$8,813,863.64	53.0000%	\$4,671,347.73
New Breed Inc - Term Loan	NEWBREDINC_TL	Loan	No	Yes	Senior Secured	\$3,903,333.33	53.0000%	\$2,068,766.67

Description	Security ID	AssetType	First-Lien-Last-Out	Cov-Lite	S&P Security Level	Principal Balance	Recovery Rate	Recovery Amount
NexTag Inc - Term Loan	NEXTAGINC_TL	Loan	No	No	Senior Secured	\$6,640,577.63	53.0000%	\$3,519,506.14
Otter Products LLC - Term Loan	OTTERPRDCT_TL	Loan	No	No	Senior Secured	\$12,166,000.00	53.0000%	\$6,447,980.00
Sportsman's Warehouse Inc - First Out Term Loan	SPRTSMNW_FOTL	Loan	No	No	Senior Secured	\$9,576,000.00	53.0000%	\$5,075,280.00
STG-Fairway Acquisitions Inc - First Lien Term Loan	FRSTADVCRP_FL	Loan	No	Yes	Senior Secured	\$3,457,625.00	53.0000%	\$1,832,541.25
Topps Company (The) - Term Loan	TOPSCOMPNY_TL	Loan	No	No	Senior Secured	\$6,700,000.00	53.0000%	\$3,551,000.00
TravelCLICK Inc - First Lien Term B Loan	TRVCLCK_FLTB	Loan	No	No	Senior Secured	\$7,163,392.22	53.0000%	\$3,796,597.88
Wall Street Systems Delaware Inc - First Lien Term Loan	WALSTSYSDE_FL	Loan	No	Yes	Senior Secured	\$3,970,000.00	53.0000%	\$2,104,100.00
Waupaca Foundry Inc - Tranche A-1 Loan	WAUPACFND_TA1	Loan	No	No	Senior Secured	\$9,353,403.21	53.0000%	\$4,957,303.70
Asset Specific Recovery Rating 3 Subtotal						\$129,526,988.80		\$68,649,304.06
Asset Specific Recovery Rating 4								
Presidio Inc - New Term Loan	PRESIDIO_FLTL	Loan	No	No	Senior Secured	\$3,465,000.00	39.0000%	\$1,351,350.00
Renfro Corporation - Tranche B Term Loan	RENFRO_TLB	Loan	No	No	Senior Secured	\$2,646,666.67	39.0000%	\$1,032,200.00
Asset Specific Recovery Rating 4 Subtotal						\$6,111,666.67		\$2,383,550.00
Asset Specific Recovery Rating 6								
First American Payment Systems - Second Lien Term Loan	1STAMPYMT_SL	Loan	No	No	Second Lien	\$5,600,000.00	8.0000%	\$448,000.00
Healogics Inc - Second Lien Term Loan	HEALOGICIN_SL	Loan	No	No	Second Lien	\$4,000,000.00	8.0000%	\$320,000.00
Sedgwick Claims Management Services Inc - Second Lien Term B Loan	SDGCLMNGSV_SL	Loan	No	No	Second Lien	\$1,500,000.00	8.0000%	\$120,000.00
SESAC Holdco II LLC - Second Lien Term Loan	SESACHLDII_SL	Loan	No	No	Second Lien	\$2,000,000.00	8.0000%	\$160,000.00
SourceHOV LLC - Second Lien Term Loan	SRCEHOV_SL	Loan	No	No	Second Lien	\$2,000,000.00	8.0000%	\$160,000.00
SumTotal Systems LLC - Second Lien Term Loan	SUMTOTLSYS_SL	Loan	No	No	Second Lien	\$11,250,000.00	8.0000%	\$900,000.00
Vision Solutions Inc - Second Lien Term Loan	VISNSOLT_SLTL	Loan	No	No	Second Lien	\$5,600,000.00	8.0000%	\$448,000.00
Asset Specific Recovery Rating 6 Subtotal						\$31,950,000.00		\$2,556,000.00
Group A Senior Secured Loans								
iEnergizer Limited - Term Loan	IENERGZRLD_TL	Loan	No	No	Senior Secured	\$7,800,000.00	63.0000%	\$4,914,000.00
Group A Senior Secured Loans Subtotal						\$7,800,000.00		\$4,914,000.00
Group B Senior Secured Loans								
CRCI Holdings Inc - Delayed Draw Term Loan	CRCHOLDG_DDTL	Loan	No	No	Senior Secured	\$1,687,500.00	58.0000%	\$978,750.00
CRCI Holdings Inc - Dollar Term Loan	CRCIHLDG_USTL	Loan	No	No	Senior Secured	\$5,812,500.00	58.0000%	\$3,371,250.00
Packaging Coordinators Inc - First Lien Term Loan B	PCKNGCOORD_FL	Loan	No	No	Senior Secured	\$4,987,500.00	58.0000%	\$2,892,750.00
Technimark LLC - Initial Term Loan	TECHNIMRK_ITL	Loan	No	No	Senior Secured	\$9,576,000.00	58.0000%	\$5,554,080.00
UniTek Global Services Inc - New Incremental Term Loan	UNITKGLB_NITL	Loan	No	No	Senior Secured	\$2,963,073.34	58.0000%	\$1,718,582.54
Group B Senior Secured Loans Subtotal						\$25,026,573.34		\$14,515,412.54
Group B Senior unsecured loans and Second Lien Loans								
Attachmate Corporation - Second Lien Term Loan	ATCHMTECRP_SL	Loan	No	No	Second Lien	\$7,000,000.00	24.0000%	\$1,680,000.00
TeleGuam Holdings LLC - Second Lien Term Loan	TELEGUAMHD_SL	Loan	No	No	Second Lien	\$5,312,500.00	24.0000%	\$1,275,000.00
Group B Senior unsecured loans and Second Lien Loans Subtotal						\$12,312,500.00		\$2,955,000.00
Grand Total						\$303,665,452.40		\$164,816,319.11

Moody's Diversity Test

Aggregate Par Amount	\$303,665,452.40
Issuer Count	49
Average Par Amount	\$6,197,254.13

Diversity Score	28
Minimum Diversity Score	>=25
Test Result:	PASS

Issuer	Par Amount	% Of Avg	Equivalent Unit Score	Industry Diversity Score
Automotive				
ASP HHI Acquisition Co Inc	\$4,033,097.43	0.6508	0.6508	
Grede I LLC	\$2,058,974.70	0.3322	0.3322	
Waupaca Foundry Inc	\$9,353,403.21	1.5093	1.0000	
Automotive Subtotal	\$15,445,475.34		1.9830	1.5000
Banking, Finance, Insurance & Real Estate				
Cunningham Lindsey US Inc	\$2,977,500.00	0.4805	0.4805	
First American Payment Systems	\$9,202,000.00	1.4849	1.0000	
First Data Corp	\$9,531,673.76	1.5380	1.0000	
Mercury Payment Systems LLC	\$989,915.97	0.1597	0.1597	
NAB Holdings LLC	\$2,812,500.00	0.4538	0.4538	
Sedgwick CMS Holdings Inc	\$3,495,000.00	0.5640	0.5640	
Wall Street Systems Delaware Inc	\$3,970,000.00	0.6406	0.6406	
Banking, Finance, Insurance & Real Estate Subtotal	\$32,978,589.73		4.2986	2.4333
Beverage, Food & Tobacco				
Roundy's Supermarkets Inc	\$8,909,480.40	1.4376	1.0000	
Beverage, Food & Tobacco Subtotal	\$8,909,480.40		1.0000	1.0000
Chemicals, Plastics, & Rubber				
Otter Products LLC	\$12,166,000.00	1.9631	1.0000	
Chemicals, Plastics, & Rubber Subtotal	\$12,166,000.00		1.0000	1.0000
Consumer goods: Durable				
Sportsman's Warehouse Inc	\$9,576,000.00	1.5452	1.0000	
Consumer goods: Durable Subtotal	\$9,576,000.00		1.0000	1.0000
Consumer goods: Non-durable				
ABB Con-Cise Optical Group LLC	\$6,633,333.34	1.0704	1.0000	
National Vision Inc	\$3,893,333.33	0.6282	0.6282	
Renfro Corporation	\$2,646,666.67	0.4271	0.4271	
Consumer goods: Non-durable Subtotal	\$13,173,333.34		2.0553	1.5500
Containers, Packaging & Glass				

Issuer	Par Amount	% Of Avg	Equivalent Unit Score	Industry Diversity Score
Packaging Coordinators Inc	\$4,987,500.00	0.8048	0.8048	
Technimark LLC	\$9,576,000.00	1.5452	1.0000	
Containers, Packaging & Glass Subtotal	\$14,563,500.00		1.8048	1.4000
Healthcare & Pharmaceuticals				
Generic Drug Holdings Inc	\$3,491,250.00	0.5634	0.5634	
Healogics Inc	\$7,316,666.66	1.1806	1.0000	
MModal Inc	\$3,816,629.21	0.6159	0.6159	
Radnet Management Inc	\$3,960,010.30	0.6390	0.6390	
Healthcare & Pharmaceuticals Subtotal	\$18,584,556.18		2.8183	1.9000
High Tech Industries				
Attachmate Corporation	\$12,430,609.86	2.0058	1.0000	
Help Systems Holdings Inc	\$9,600,000.00	1.5491	1.0000	
Vision Solutions Inc	\$5,600,000.00	0.9036	0.9036	
High Tech Industries Subtotal	\$27,630,609.86		2.9036	1.9500
Hotel, Gaming & Leisure				
Topps Company (The)	\$6,700,000.00	1.0811	1.0000	
TravelCLICK Inc	\$7,163,392.22	1.1559	1.0000	
Hotel, Gaming & Leisure Subtotal	\$13,863,392.22		2.0000	1.5000
Media: Advertising, Printing & Publishing				
Arsloane Acquisition LLC	\$9,600,000.00	1.5491	1.0000	
iEnergizer Limited	\$7,800,000.00	1.2586	1.0000	
Merrill Communications LLC	\$11,880,577.27	1.9171	1.0000	
Media: Advertising, Printing & Publishing Subtotal	\$29,280,577.27		3.0000	2.0000
Media: Broadcasting & Subscription				
DG FastChannel Inc	\$5,214,055.70	0.8413	0.8413	
SESAC Holdco II LLC	\$10,257,600.00	1.6552	1.0000	
UniTek Global Services Inc	\$2,963,073.34	0.4781	0.4781	
Media: Broadcasting & Subscription Subtotal	\$18,434,729.04		2.3194	1.6500
Retail				
Hoffmaster Group Inc	\$1,909,788.00	0.3082	0.3082	
NexTag Inc	\$6,640,577.63	1.0715	1.0000	
Retail Subtotal	\$8,550,365.63		1.3082	1.1500
Services: Business				
Compucom Systems Inc	\$6,982,500.00	1.1267	1.0000	
Delltek Inc	\$4,615,125.00	0.7447	0.7447	
Presidio Inc	\$3,465,000.00	0.5591	0.5591	
SkillSoft Corporation	\$2,554,761.98	0.4122	0.4122	
SourceHOV LLC	\$6,788,000.00	1.0953	1.0000	
STG-Fairway Acquisitions Inc	\$3,457,625.00	0.5579	0.5579	
SumTotal Systems LLC	\$11,250,000.00	1.8153	1.0000	
Services: Business Subtotal	\$39,113,011.98		5.2739	2.7667
Services: Consumer				
Edmentum Inc	\$1,927,934.45	0.3111	0.3111	
Jackson Hewitt Inc	\$9,600,000.00	1.5491	1.0000	

	Services: Consumer Subtotal	\$11,527,934.45		1.3111	1.1500
Telecommunications					
Integra Telecom Holdings Inc		\$4,338,200.00	0.7000	0.7000	
TeleGuam Holdings LLC		\$5,312,500.00	0.8572	0.8572	
	Telecommunications Subtotal	\$9,650,700.00		1.5572	1.3000
Transportation: Cargo					
JHCI Acquisition Inc		\$8,813,863.64	1.4222	1.0000	
New Breed Inc		\$3,903,333.33	0.6298	0.6298	
	Transportation: Cargo Subtotal	\$12,717,196.97		1.6298	1.3000
Utilities: Electric					
CRCI Holdings Inc		\$7,500,000.00	1.2102	1.0000	
	Utilities: Electric Subtotal	\$7,500,000.00		1.0000	1.0000
	Grand Total	\$303,665,452.40			27.5500

Weighted Average Life Test

As of Date	03-Dec-2013
Reinvestment End Date	25-Aug-2016
Weighted Average Life	4.64
Aggregate number of Determination Dates that have elapsed since the end of the Reinvestment Period	N/A
Aggregate number of Determination Dates remaining until the end of the Reinvestment Period	12
Requirement	<=7
Result	PASS

Issuer	Facility	Amortization Amount	Amort Date	Years Difference	Product Of Amort Amount & Years Diff
ABB Con-Cise Optical Group LLC	Term B-1 Loan	\$16,666.67	31-Dec-2013	0.08	\$1,333.33
ABB Con-Cise Optical Group LLC	Term B-1 Loan	\$16,666.67	31-Mar-2014	0.32	\$5,333.33
ABB Con-Cise Optical Group LLC	Term B-1 Loan	\$16,666.67	30-Jun-2014	0.57	\$9,500.00
ABB Con-Cise Optical Group LLC	Term B-1 Loan	\$16,666.67	30-Sep-2014	0.82	\$13,666.67
ABB Con-Cise Optical Group LLC	Term B-1 Loan	\$16,666.67	31-Dec-2014	1.08	\$18,000.00
ABB Con-Cise Optical Group LLC	Term B-1 Loan	\$16,666.67	31-Mar-2015	1.32	\$22,000.00
ABB Con-Cise Optical Group LLC	Term B-1 Loan	\$16,666.67	30-Jun-2015	1.57	\$26,166.67
ABB Con-Cise Optical Group LLC	Term B-1 Loan	\$16,666.67	30-Sep-2015	1.82	\$30,333.33
ABB Con-Cise Optical Group LLC	Term B-1 Loan	\$16,666.67	31-Dec-2015	2.08	\$34,666.67
ABB Con-Cise Optical Group LLC	Term B-1 Loan	\$16,666.67	31-Mar-2016	2.33	\$38,833.33
ABB Con-Cise Optical Group LLC	Term B-1 Loan	\$16,666.67	30-Jun-2016	2.58	\$43,000.00
ABB Con-Cise Optical Group LLC	Term B-1 Loan	\$16,666.67	30-Sep-2016	2.83	\$47,166.67
ABB Con-Cise Optical Group LLC	Term B-1 Loan	\$16,666.67	30-Dec-2016	3.08	\$51,333.33
ABB Con-Cise Optical Group LLC	Term B-1 Loan	\$16,666.67	31-Mar-2017	3.33	\$55,500.00
ABB Con-Cise Optical Group LLC	Term B-1 Loan	\$16,666.67	30-Jun-2017	3.58	\$59,666.67
ABB Con-Cise Optical Group LLC	Term B-1 Loan	\$16,666.67	29-Sep-2017	3.82	\$63,666.67
ABB Con-Cise Optical Group LLC	Term B-1 Loan	\$16,666.67	29-Dec-2017	4.07	\$67,833.33
ABB Con-Cise Optical Group LLC	Term B-1 Loan	\$16,666.67	30-Mar-2018	4.32	\$72,000.00
ABB Con-Cise Optical Group LLC	Term B-1 Loan	\$16,666.67	29-Jun-2018	4.57	\$76,166.67
ABB Con-Cise Optical Group LLC	Term B-1 Loan	\$16,666.67	28-Sep-2018	4.82	\$80,333.33
ABB Con-Cise Optical Group LLC	Term B-1 Loan	\$16,666.67	31-Dec-2018	5.08	\$84,666.67
ABB Con-Cise Optical Group LLC	Term B-1 Loan	\$6,283,333.34	06-Feb-2019	5.18	\$32,547,666.68
Arsloane Acquisition LLC	First Lien Tranche B Term Loan	\$24,000.00	31-Dec-2013	0.08	\$1,920.00
Arsloane Acquisition LLC	First Lien Tranche B Term Loan	\$24,000.00	31-Mar-2014	0.32	\$7,680.00
Arsloane Acquisition LLC	First Lien Tranche B Term Loan	\$24,000.00	30-Jun-2014	0.57	\$13,680.00
Arsloane Acquisition LLC	First Lien Tranche B Term Loan	\$24,000.00	30-Sep-2014	0.82	\$19,680.00
Arsloane Acquisition LLC	First Lien Tranche B Term Loan	\$60,000.00	31-Dec-2014	1.08	\$64,800.00
Arsloane Acquisition LLC	First Lien Tranche B Term Loan	\$60,000.00	31-Mar-2015	1.32	\$79,200.00
Arsloane Acquisition LLC	First Lien Tranche B Term Loan	\$60,000.00	30-Jun-2015	1.57	\$94,200.00
Arsloane Acquisition LLC	First Lien Tranche B Term Loan	\$60,000.00	30-Sep-2015	1.82	\$109,200.00
Arsloane Acquisition LLC	First Lien Tranche B Term Loan	\$120,000.00	31-Dec-2015	2.08	\$249,600.00
Arsloane Acquisition LLC	First Lien Tranche B Term Loan	\$120,000.00	31-Mar-2016	2.33	\$279,600.00
Arsloane Acquisition LLC	First Lien Tranche B Term Loan	\$120,000.00	30-Jun-2016	2.58	\$309,600.00
Arsloane Acquisition LLC	First Lien Tranche B Term Loan	\$120,000.00	30-Sep-2016	2.83	\$339,600.00
Arsloane Acquisition LLC	First Lien Tranche B Term Loan	\$120,000.00	31-Dec-2016	3.08	\$369,600.00
Arsloane Acquisition LLC	First Lien Tranche B Term Loan	\$120,000.00	31-Mar-2017	3.33	\$399,600.00
Arsloane Acquisition LLC	First Lien Tranche B Term Loan	\$120,000.00	30-Jun-2017	3.58	\$429,600.00
Arsloane Acquisition LLC	First Lien Tranche B Term Loan	\$120,000.00	30-Sep-2017	3.83	\$459,600.00

Issuer	Facility	Amortization Amount	Amort Date	Years Difference	Product Of Amort Amount & Years Diff
Arsloane Acquisition LLC	First Lien Tranche B Term Loan	\$120,000.00	31-Dec-2017	4.08	\$489,600.00
Arsloane Acquisition LLC	First Lien Tranche B Term Loan	\$120,000.00	31-Mar-2018	4.33	\$519,600.00
Arsloane Acquisition LLC	First Lien Tranche B Term Loan	\$120,000.00	30-Jun-2018	4.58	\$549,600.00
Arsloane Acquisition LLC	First Lien Tranche B Term Loan	\$120,000.00	30-Sep-2018	4.83	\$579,600.00
Arsloane Acquisition LLC	First Lien Tranche B Term Loan	\$120,000.00	31-Dec-2018	5.08	\$609,600.00
Arsloane Acquisition LLC	First Lien Tranche B Term Loan	\$120,000.00	31-Mar-2019	5.33	\$639,600.00
Arsloane Acquisition LLC	First Lien Tranche B Term Loan	\$120,000.00	30-Jun-2019	5.58	\$669,600.00
Arsloane Acquisition LLC	First Lien Tranche B Term Loan	\$7,464,000.00	01-Oct-2019	5.83	\$43,515,120.00
ASP HHI Acquisition Co Inc	Additional Term Loan	\$0.00	31-Dec-2013	0.08	\$0.00
ASP HHI Acquisition Co Inc	Additional Term Loan	\$0.00	31-Mar-2014	0.32	\$0.00
ASP HHI Acquisition Co Inc	Additional Term Loan	\$0.00	30-Jun-2014	0.57	\$0.00
ASP HHI Acquisition Co Inc	Additional Term Loan	\$0.00	30-Sep-2014	0.82	\$0.00
ASP HHI Acquisition Co Inc	Additional Term Loan	\$0.00	31-Dec-2014	1.08	\$0.00
ASP HHI Acquisition Co Inc	Additional Term Loan	\$0.00	31-Mar-2015	1.32	\$0.00
ASP HHI Acquisition Co Inc	Additional Term Loan	\$0.00	30-Jun-2015	1.57	\$0.00
ASP HHI Acquisition Co Inc	Additional Term Loan	\$0.00	30-Sep-2015	1.82	\$0.00
ASP HHI Acquisition Co Inc	Additional Term Loan	\$0.00	31-Dec-2015	2.08	\$0.00
ASP HHI Acquisition Co Inc	Additional Term Loan	\$0.00	31-Mar-2016	2.33	\$0.00
ASP HHI Acquisition Co Inc	Additional Term Loan	\$0.00	30-Jun-2016	2.58	\$0.00
ASP HHI Acquisition Co Inc	Additional Term Loan	\$0.00	30-Sep-2016	2.83	\$0.00
ASP HHI Acquisition Co Inc	Additional Term Loan	\$0.00	30-Dec-2016	3.08	\$0.00
ASP HHI Acquisition Co Inc	Additional Term Loan	\$0.00	31-Mar-2017	3.33	\$0.00
ASP HHI Acquisition Co Inc	Additional Term Loan	\$0.00	30-Jun-2017	3.58	\$0.00
ASP HHI Acquisition Co Inc	Additional Term Loan	\$0.00	29-Sep-2017	3.82	\$0.00
ASP HHI Acquisition Co Inc	Additional Term Loan	\$0.00	29-Dec-2017	4.07	\$0.00
ASP HHI Acquisition Co Inc	Additional Term Loan	\$0.00	30-Mar-2018	4.32	\$0.00
ASP HHI Acquisition Co Inc	Additional Term Loan	\$0.00	29-Jun-2018	4.57	\$0.00
ASP HHI Acquisition Co Inc	Additional Term Loan	\$0.00	28-Sep-2018	4.82	\$0.00
ASP HHI Acquisition Co Inc	Additional Term Loan	\$4,033,097.43	05-Oct-2018	4.84	\$19,520,191.57
Attachmate Corporation	First Lien Term Loan	\$0.00	31-Dec-2013	0.08	\$0.00
Attachmate Corporation	First Lien Term Loan	\$59,762.28	31-Mar-2014	0.32	\$19,123.93
Attachmate Corporation	First Lien Term Loan	\$115,917.57	30-Jun-2014	0.57	\$66,073.02
Attachmate Corporation	First Lien Term Loan	\$115,917.57	30-Sep-2014	0.82	\$95,052.41
Attachmate Corporation	First Lien Term Loan	\$115,917.57	31-Dec-2014	1.08	\$125,190.98
Attachmate Corporation	First Lien Term Loan	\$115,917.57	31-Mar-2015	1.32	\$153,011.20
Attachmate Corporation	First Lien Term Loan	\$115,917.57	30-Jun-2015	1.57	\$181,990.59
Attachmate Corporation	First Lien Term Loan	\$115,917.57	30-Sep-2015	1.82	\$210,969.98
Attachmate Corporation	First Lien Term Loan	\$115,917.57	31-Dec-2015	2.08	\$241,108.55
Attachmate Corporation	First Lien Term Loan	\$115,917.57	31-Mar-2016	2.33	\$270,087.95
Attachmate Corporation	First Lien Term Loan	\$115,917.57	30-Jun-2016	2.58	\$299,067.34
Attachmate Corporation	First Lien Term Loan	\$154,556.76	30-Sep-2016	2.83	\$437,395.64
Attachmate Corporation	First Lien Term Loan	\$154,556.76	31-Dec-2016	3.08	\$476,034.84
Attachmate Corporation	First Lien Term Loan	\$154,556.76	31-Mar-2017	3.33	\$514,674.03
Attachmate Corporation	First Lien Term Loan	\$154,556.76	30-Jun-2017	3.58	\$553,313.22
Attachmate Corporation	First Lien Term Loan	\$154,556.76	30-Sep-2017	3.83	\$591,952.41
Attachmate Corporation	First Lien Term Loan	\$3,554,805.59	22-Nov-2017	3.97	\$14,112,578.20
Attachmate Corporation	Second Lien Term Loan	\$7,000,000.00	22-Nov-2018	4.97	\$34,790,000.00
Compucom Systems Inc	Term Loan	\$17,500.00	31-Dec-2013	0.08	\$1,400.00
Compucom Systems Inc	Term Loan	\$17,500.00	31-Mar-2014	0.32	\$5,600.00
Compucom Systems Inc	Term Loan	\$17,500.00	30-Jun-2014	0.57	\$9,975.00
Compucom Systems Inc	Term Loan	\$17,500.00	30-Sep-2014	0.82	\$14,350.00
Compucom Systems Inc	Term Loan	\$17,500.00	31-Dec-2014	1.08	\$18,900.00
Compucom Systems Inc	Term Loan	\$17,500.00	31-Mar-2015	1.32	\$23,100.00
Compucom Systems Inc	Term Loan	\$17,500.00	30-Jun-2015	1.57	\$27,475.00

Issuer	Facility	Amortization Amount	Amort Date	Years Difference	Product Of Amort Amount & Years Diff
Compucom Systems Inc	Term Loan	\$17,500.00	30-Sep-2015	1.82	\$31,850.00
Compucom Systems Inc	Term Loan	\$17,500.00	31-Dec-2015	2.08	\$36,400.00
Compucom Systems Inc	Term Loan	\$17,500.00	31-Mar-2016	2.33	\$40,775.00
Compucom Systems Inc	Term Loan	\$17,500.00	30-Jun-2016	2.58	\$45,150.00
Compucom Systems Inc	Term Loan	\$17,500.00	30-Sep-2016	2.83	\$49,525.00
Compucom Systems Inc	Term Loan	\$17,500.00	30-Dec-2016	3.08	\$53,900.00
Compucom Systems Inc	Term Loan	\$17,500.00	31-Mar-2017	3.33	\$58,275.00
Compucom Systems Inc	Term Loan	\$17,500.00	30-Jun-2017	3.58	\$62,650.00
Compucom Systems Inc	Term Loan	\$17,500.00	29-Sep-2017	3.82	\$66,850.00
Compucom Systems Inc	Term Loan	\$17,500.00	29-Dec-2017	4.07	\$71,225.00
Compucom Systems Inc	Term Loan	\$17,500.00	30-Mar-2018	4.32	\$75,600.00
Compucom Systems Inc	Term Loan	\$17,500.00	29-Jun-2018	4.57	\$79,975.00
Compucom Systems Inc	Term Loan	\$17,500.00	28-Sep-2018	4.82	\$84,350.00
Compucom Systems Inc	Term Loan	\$17,500.00	31-Dec-2018	5.08	\$88,900.00
Compucom Systems Inc	Term Loan	\$17,500.00	29-Mar-2019	5.32	\$93,100.00
Compucom Systems Inc	Term Loan	\$17,500.00	29-Jun-2019	5.57	\$97,475.00
Compucom Systems Inc	Term Loan	\$17,500.00	30-Sep-2019	5.83	\$102,025.00
Compucom Systems Inc	Term Loan	\$17,500.00	31-Dec-2019	6.08	\$106,400.00
Compucom Systems Inc	Term Loan	\$17,500.00	30-Mar-2020	6.33	\$110,775.00
Compucom Systems Inc	Term Loan	\$6,527,500.00	08-May-2020	6.43	\$41,971,825.00
CRCI Holdings Inc	Delayed Draw Term Loan	\$1,687,500.00	10-Jul-2019	5.6	\$9,450,000.00
CRCI Holdings Inc	Dollar Term Loan	\$14,531.25	31-Dec-2013	0.08	\$1,162.50
CRCI Holdings Inc	Dollar Term Loan	\$14,531.25	31-Mar-2014	0.32	\$4,650.00
CRCI Holdings Inc	Dollar Term Loan	\$14,531.25	30-Jun-2014	0.57	\$8,282.81
CRCI Holdings Inc	Dollar Term Loan	\$14,531.25	30-Sep-2014	0.82	\$11,915.63
CRCI Holdings Inc	Dollar Term Loan	\$14,531.25	31-Dec-2014	1.08	\$15,693.75
CRCI Holdings Inc	Dollar Term Loan	\$14,531.25	31-Mar-2015	1.32	\$19,181.25
CRCI Holdings Inc	Dollar Term Loan	\$14,531.25	30-Jun-2015	1.57	\$22,814.06
CRCI Holdings Inc	Dollar Term Loan	\$14,531.25	30-Sep-2015	1.82	\$26,446.88
CRCI Holdings Inc	Dollar Term Loan	\$14,531.25	31-Dec-2015	2.08	\$30,225.00
CRCI Holdings Inc	Dollar Term Loan	\$14,531.25	31-Mar-2016	2.33	\$33,857.81
CRCI Holdings Inc	Dollar Term Loan	\$14,531.25	30-Jun-2016	2.58	\$37,490.63
CRCI Holdings Inc	Dollar Term Loan	\$14,531.25	30-Sep-2016	2.83	\$41,123.44
CRCI Holdings Inc	Dollar Term Loan	\$14,531.25	31-Dec-2016	3.08	\$44,756.25
CRCI Holdings Inc	Dollar Term Loan	\$14,531.25	31-Mar-2017	3.33	\$48,389.06
CRCI Holdings Inc	Dollar Term Loan	\$14,531.25	30-Jun-2017	3.58	\$52,021.88
CRCI Holdings Inc	Dollar Term Loan	\$14,531.25	30-Sep-2017	3.83	\$55,654.69
CRCI Holdings Inc	Dollar Term Loan	\$14,531.25	31-Dec-2017	4.08	\$59,287.50
CRCI Holdings Inc	Dollar Term Loan	\$14,531.25	31-Mar-2018	4.33	\$62,920.31
CRCI Holdings Inc	Dollar Term Loan	\$14,531.25	30-Jun-2018	4.58	\$66,553.13
CRCI Holdings Inc	Dollar Term Loan	\$14,531.25	30-Sep-2018	4.83	\$70,185.94
CRCI Holdings Inc	Dollar Term Loan	\$14,531.25	31-Dec-2018	5.08	\$73,818.75
CRCI Holdings Inc	Dollar Term Loan	\$14,531.25	31-Mar-2019	5.33	\$77,451.56
CRCI Holdings Inc	Dollar Term Loan	\$14,531.25	30-Jun-2019	5.58	\$81,084.38
CRCI Holdings Inc	Dollar Term Loan	\$5,478,281.25	10-Jul-2019	5.6	\$30,678,375.00
Cunningham Lindsey US Inc	First Lien Initial Term Loan	\$7,500.00	31-Dec-2013	0.08	\$600.00
Cunningham Lindsey US Inc	First Lien Initial Term Loan	\$7,500.00	31-Mar-2014	0.32	\$2,400.00
Cunningham Lindsey US Inc	First Lien Initial Term Loan	\$7,500.00	30-Jun-2014	0.57	\$4,275.00
Cunningham Lindsey US Inc	First Lien Initial Term Loan	\$7,500.00	30-Sep-2014	0.82	\$6,150.00
Cunningham Lindsey US Inc	First Lien Initial Term Loan	\$7,500.00	31-Dec-2014	1.08	\$8,100.00
Cunningham Lindsey US Inc	First Lien Initial Term Loan	\$7,500.00	31-Mar-2015	1.32	\$9,900.00
Cunningham Lindsey US Inc	First Lien Initial Term Loan	\$7,500.00	30-Jun-2015	1.57	\$11,775.00
Cunningham Lindsey US Inc	First Lien Initial Term Loan	\$7,500.00	30-Sep-2015	1.82	\$13,650.00
Cunningham Lindsey US Inc	First Lien Initial Term Loan	\$7,500.00	31-Dec-2015	2.08	\$15,600.00

Issuer	Facility	Amortization Amount	Amort Date	Years Difference	Product Of Amort Amount & Years Diff
Cunningham Lindsey US Inc	First Lien Initial Term Loan	\$7,500.00	31-Mar-2016	2.33	\$17,475.00
Cunningham Lindsey US Inc	First Lien Initial Term Loan	\$7,500.00	30-Jun-2016	2.58	\$19,350.00
Cunningham Lindsey US Inc	First Lien Initial Term Loan	\$7,500.00	30-Sep-2016	2.83	\$21,225.00
Cunningham Lindsey US Inc	First Lien Initial Term Loan	\$7,500.00	30-Dec-2016	3.08	\$23,100.00
Cunningham Lindsey US Inc	First Lien Initial Term Loan	\$7,500.00	31-Mar-2017	3.33	\$24,975.00
Cunningham Lindsey US Inc	First Lien Initial Term Loan	\$7,500.00	30-Jun-2017	3.58	\$26,850.00
Cunningham Lindsey US Inc	First Lien Initial Term Loan	\$7,500.00	29-Sep-2017	3.82	\$28,650.00
Cunningham Lindsey US Inc	First Lien Initial Term Loan	\$7,500.00	29-Dec-2017	4.07	\$30,525.00
Cunningham Lindsey US Inc	First Lien Initial Term Loan	\$7,500.00	30-Mar-2018	4.32	\$32,400.00
Cunningham Lindsey US Inc	First Lien Initial Term Loan	\$7,500.00	29-Jun-2018	4.57	\$34,275.00
Cunningham Lindsey US Inc	First Lien Initial Term Loan	\$7,500.00	28-Sep-2018	4.82	\$36,150.00
Cunningham Lindsey US Inc	First Lien Initial Term Loan	\$7,500.00	31-Dec-2018	5.08	\$38,100.00
Cunningham Lindsey US Inc	First Lien Initial Term Loan	\$7,500.00	29-Mar-2019	5.32	\$39,900.00
Cunningham Lindsey US Inc	First Lien Initial Term Loan	\$7,500.00	28-Jun-2019	5.57	\$41,775.00
Cunningham Lindsey US Inc	First Lien Initial Term Loan	\$7,500.00	30-Sep-2019	5.83	\$43,725.00
Cunningham Lindsey US Inc	First Lien Initial Term Loan	\$2,797,500.00	10-Dec-2019	6.02	\$16,840,950.00
Deltek Inc	First Lien Term Loan	\$3,975.24	31-Dec-2013	0.08	\$318.02
Deltek Inc	First Lien Term Loan	\$9,075.08	31-Mar-2014	0.32	\$2,904.03
Deltek Inc	First Lien Term Loan	\$9,075.08	30-Jun-2014	0.57	\$5,172.80
Deltek Inc	First Lien Term Loan	\$9,075.08	30-Sep-2014	0.82	\$7,441.57
Deltek Inc	First Lien Term Loan	\$9,075.08	31-Dec-2014	1.08	\$9,801.09
Deltek Inc	First Lien Term Loan	\$9,075.08	31-Mar-2015	1.32	\$11,979.11
Deltek Inc	First Lien Term Loan	\$9,075.08	30-Jun-2015	1.57	\$14,247.88
Deltek Inc	First Lien Term Loan	\$9,075.08	30-Sep-2015	1.82	\$16,516.65
Deltek Inc	First Lien Term Loan	\$9,075.08	31-Dec-2015	2.08	\$18,876.17
Deltek Inc	First Lien Term Loan	\$9,075.08	31-Mar-2016	2.33	\$21,144.94
Deltek Inc	First Lien Term Loan	\$9,075.08	30-Jun-2016	2.58	\$23,413.71
Deltek Inc	First Lien Term Loan	\$9,075.08	30-Sep-2016	2.83	\$25,682.48
Deltek Inc	First Lien Term Loan	\$9,075.08	30-Dec-2016	3.08	\$27,951.25
Deltek Inc	First Lien Term Loan	\$9,075.08	31-Mar-2017	3.33	\$30,220.02
Deltek Inc	First Lien Term Loan	\$9,075.08	30-Jun-2017	3.58	\$32,488.79
Deltek Inc	First Lien Term Loan	\$9,075.08	29-Sep-2017	3.82	\$34,666.81
Deltek Inc	First Lien Term Loan	\$9,075.08	29-Dec-2017	4.07	\$36,935.58
Deltek Inc	First Lien Term Loan	\$9,075.08	30-Mar-2018	4.32	\$39,204.35
Deltek Inc	First Lien Term Loan	\$9,075.08	29-Jun-2018	4.57	\$41,473.12
Deltek Inc	First Lien Term Loan	\$9,075.08	28-Sep-2018	4.82	\$43,741.89
Deltek Inc	First Lien Term Loan	\$4,438,723.21	10-Oct-2018	4.85	\$21,527,807.55
DG FastChannel Inc	Initial Term Loan	\$114,855.89	31-Dec-2013	0.08	\$9,188.47
DG FastChannel Inc	Initial Term Loan	\$82,039.92	31-Mar-2014	0.32	\$26,252.78
DG FastChannel Inc	Initial Term Loan	\$82,039.92	30-Jun-2014	0.57	\$46,762.76
DG FastChannel Inc	Initial Term Loan	\$82,039.92	30-Sep-2014	0.82	\$67,272.74
DG FastChannel Inc	Initial Term Loan	\$82,039.92	31-Dec-2014	1.08	\$88,603.12
DG FastChannel Inc	Initial Term Loan	\$82,039.92	31-Mar-2015	1.32	\$108,292.70
DG FastChannel Inc	Initial Term Loan	\$82,039.92	30-Jun-2015	1.57	\$128,802.68
DG FastChannel Inc	Initial Term Loan	\$82,039.92	30-Sep-2015	1.82	\$149,312.66
DG FastChannel Inc	Initial Term Loan	\$82,039.92	31-Dec-2015	2.08	\$170,643.04
DG FastChannel Inc	Initial Term Loan	\$82,039.92	31-Mar-2016	2.33	\$191,153.02
DG FastChannel Inc	Initial Term Loan	\$82,039.92	30-Jun-2016	2.58	\$211,663.00
DG FastChannel Inc	Initial Term Loan	\$82,039.92	30-Sep-2016	2.83	\$232,172.98
DG FastChannel Inc	Initial Term Loan	\$82,039.92	31-Dec-2016	3.08	\$252,682.96
DG FastChannel Inc	Initial Term Loan	\$82,039.92	31-Mar-2017	3.33	\$273,192.94
DG FastChannel Inc	Initial Term Loan	\$82,039.92	30-Jun-2017	3.58	\$293,702.93
DG FastChannel Inc	Initial Term Loan	\$82,039.92	30-Sep-2017	3.83	\$314,212.91
DG FastChannel Inc	Initial Term Loan	\$82,039.92	31-Dec-2017	4.08	\$334,722.89

Issuer	Facility	Amortization Amount	Amort Date	Years Difference	Product Of Amort Amount & Years Diff
DG FastChannel Inc	Initial Term Loan	\$82,039.92	31-Mar-2018	4.33	\$355,232.87
DG FastChannel Inc	Initial Term Loan	\$82,039.92	30-Jun-2018	4.58	\$375,742.85
DG FastChannel Inc	Initial Term Loan	\$3,622,481.19	26-Jul-2018	4.65	\$16,844,537.52
Edmentum Inc	First Lien Term Loan	\$25,038.11	31-Dec-2013	0.08	\$2,003.05
Edmentum Inc	First Lien Term Loan	\$25,038.11	31-Mar-2014	0.32	\$8,012.20
Edmentum Inc	First Lien Term Loan	\$25,038.11	30-Jun-2014	0.57	\$14,271.72
Edmentum Inc	First Lien Term Loan	\$25,038.11	30-Sep-2014	0.82	\$20,531.25
Edmentum Inc	First Lien Term Loan	\$25,038.11	31-Dec-2014	1.08	\$27,041.16
Edmentum Inc	First Lien Term Loan	\$25,038.11	31-Mar-2015	1.32	\$33,050.30
Edmentum Inc	First Lien Term Loan	\$25,038.11	30-Jun-2015	1.57	\$39,309.83
Edmentum Inc	First Lien Term Loan	\$25,038.11	30-Sep-2015	1.82	\$45,569.36
Edmentum Inc	First Lien Term Loan	\$25,038.11	31-Dec-2015	2.08	\$52,079.27
Edmentum Inc	First Lien Term Loan	\$25,038.11	31-Mar-2016	2.33	\$58,338.80
Edmentum Inc	First Lien Term Loan	\$25,038.11	30-Jun-2016	2.58	\$64,598.32
Edmentum Inc	First Lien Term Loan	\$25,038.11	30-Sep-2016	2.83	\$70,857.85
Edmentum Inc	First Lien Term Loan	\$25,038.11	30-Dec-2016	3.08	\$77,117.38
Edmentum Inc	First Lien Term Loan	\$25,038.11	31-Mar-2017	3.33	\$83,376.91
Edmentum Inc	First Lien Term Loan	\$25,038.11	30-Jun-2017	3.58	\$89,636.43
Edmentum Inc	First Lien Term Loan	\$25,038.11	29-Sep-2017	3.82	\$95,645.58
Edmentum Inc	First Lien Term Loan	\$25,038.11	29-Dec-2017	4.07	\$101,905.11
Edmentum Inc	First Lien Term Loan	\$25,038.11	30-Mar-2018	4.32	\$108,164.63
Edmentum Inc	First Lien Term Loan	\$1,477,248.48	17-May-2018	4.45	\$6,573,755.71
First American Payment Systems	First Lien Term Loan	\$9,955.78	31-Dec-2013	0.08	\$796.46
First American Payment Systems	First Lien Term Loan	\$9,955.78	31-Mar-2014	0.32	\$3,185.85
First American Payment Systems	First Lien Term Loan	\$9,955.78	30-Jun-2014	0.57	\$5,674.79
First American Payment Systems	First Lien Term Loan	\$9,955.78	30-Sep-2014	0.82	\$8,163.74
First American Payment Systems	First Lien Term Loan	\$9,955.78	31-Dec-2014	1.08	\$10,752.24
First American Payment Systems	First Lien Term Loan	\$9,955.78	31-Mar-2015	1.32	\$13,141.63
First American Payment Systems	First Lien Term Loan	\$9,955.78	30-Jun-2015	1.57	\$15,630.57
First American Payment Systems	First Lien Term Loan	\$9,955.78	30-Sep-2015	1.82	\$18,119.51
First American Payment Systems	First Lien Term Loan	\$9,955.78	31-Dec-2015	2.08	\$20,708.02
First American Payment Systems	First Lien Term Loan	\$9,955.78	31-Mar-2016	2.33	\$23,196.96
First American Payment Systems	First Lien Term Loan	\$9,955.78	30-Jun-2016	2.58	\$25,685.90
First American Payment Systems	First Lien Term Loan	\$9,955.78	30-Sep-2016	2.83	\$28,174.85
First American Payment Systems	First Lien Term Loan	\$9,955.78	30-Dec-2016	3.08	\$30,663.79
First American Payment Systems	First Lien Term Loan	\$9,955.78	31-Mar-2017	3.33	\$33,152.74
First American Payment Systems	First Lien Term Loan	\$9,955.78	30-Jun-2017	3.58	\$35,641.68
First American Payment Systems	First Lien Term Loan	\$9,955.78	29-Sep-2017	3.82	\$38,031.07
First American Payment Systems	First Lien Term Loan	\$9,955.78	29-Dec-2017	4.07	\$40,520.01
First American Payment Systems	First Lien Term Loan	\$9,955.78	30-Mar-2018	4.32	\$43,008.96
First American Payment Systems	First Lien Term Loan	\$9,955.78	29-Jun-2018	4.57	\$45,497.90
First American Payment Systems	First Lien Term Loan	\$9,955.78	30-Sep-2018	4.83	\$48,086.40
First American Payment Systems	First Lien Term Loan	\$3,402,884.47	12-Oct-2018	4.86	\$16,538,018.51
First American Payment Systems	Second Lien Term Loan	\$5,600,000.00	12-Apr-2019	5.36	\$30,016,000.00
First Data Corp	2017 New Dollar Term Loan	\$9,050,721.38	24-Mar-2017	3.31	\$29,957,887.77
First Data Corp	2018B New Term Loan	\$480,952.38	24-Sep-2018	4.81	\$2,313,380.95
Generic Drug Holdings Inc	Term B-1 Loan	\$0.00	02-Jan-2014	0.08	\$0.00
Generic Drug Holdings Inc	Term B-1 Loan	\$5,075.83	01-Apr-2014	0.33	\$1,675.02
Generic Drug Holdings Inc	Term B-1 Loan	\$6,921.59	01-Jul-2014	0.58	\$4,014.52
Generic Drug Holdings Inc	Term B-1 Loan	\$6,921.59	01-Oct-2014	0.83	\$5,744.92
Generic Drug Holdings Inc	Term B-1 Loan	\$6,921.59	02-Jan-2015	1.08	\$7,475.32
Generic Drug Holdings Inc	Term B-1 Loan	\$6,921.59	01-Apr-2015	1.33	\$9,205.71
Generic Drug Holdings Inc	Term B-1 Loan	\$6,921.59	01-Jul-2015	1.58	\$10,936.11
Generic Drug Holdings Inc	Term B-1 Loan	\$6,921.59	01-Oct-2015	1.83	\$12,666.51

Issuer	Facility	Amortization Amount	Amort Date	Years Difference	Product Of Amort Amount & Years Diff
Generic Drug Holdings Inc	Term B-1 Loan	\$6,921.59	04-Jan-2016	2.09	\$14,466.12
Generic Drug Holdings Inc	Term B-1 Loan	\$6,921.59	01-Apr-2016	2.33	\$16,127.30
Generic Drug Holdings Inc	Term B-1 Loan	\$6,921.59	01-Jul-2016	2.58	\$17,857.70
Generic Drug Holdings Inc	Term B-1 Loan	\$6,921.59	03-Oct-2016	2.84	\$19,657.32
Generic Drug Holdings Inc	Term B-1 Loan	\$6,921.59	02-Jan-2017	3.08	\$21,318.50
Generic Drug Holdings Inc	Term B-1 Loan	\$6,921.59	03-Apr-2017	3.33	\$23,048.89
Generic Drug Holdings Inc	Term B-1 Loan	\$6,921.59	03-Jul-2017	3.58	\$24,779.29
Generic Drug Holdings Inc	Term B-1 Loan	\$6,921.59	02-Oct-2017	3.83	\$26,509.69
Generic Drug Holdings Inc	Term B-1 Loan	\$6,921.59	02-Jan-2018	4.08	\$28,240.09
Generic Drug Holdings Inc	Term B-1 Loan	\$6,921.59	02-Apr-2018	4.33	\$29,970.48
Generic Drug Holdings Inc	Term B-1 Loan	\$6,921.59	02-Jul-2018	4.58	\$31,700.88
Generic Drug Holdings Inc	Term B-1 Loan	\$6,921.59	01-Oct-2018	4.83	\$33,431.28
Generic Drug Holdings Inc	Term B-1 Loan	\$6,921.59	02-Jan-2019	5.08	\$35,161.68
Generic Drug Holdings Inc	Term B-1 Loan	\$6,921.59	01-Apr-2019	5.33	\$36,892.07
Generic Drug Holdings Inc	Term B-1 Loan	\$6,921.59	01-Jul-2019	5.58	\$38,622.47
Generic Drug Holdings Inc	Term B-1 Loan	\$6,921.59	01-Oct-2019	5.83	\$40,352.87
Generic Drug Holdings Inc	Term B-1 Loan	\$3,333,899.19	17-Aug-2020	6.71	\$22,370,463.55
Grede I LLC	Term Loan	\$39,851.12	31-Dec-2013	0.08	\$3,188.09
Grede I LLC	Term Loan	\$39,851.12	31-Mar-2014	0.32	\$12,752.36
Grede I LLC	Term Loan	\$39,851.12	30-Jun-2014	0.57	\$22,715.14
Grede I LLC	Term Loan	\$39,851.12	30-Sep-2014	0.82	\$32,677.92
Grede I LLC	Term Loan	\$39,851.12	31-Dec-2014	1.08	\$43,039.21
Grede I LLC	Term Loan	\$39,851.12	31-Mar-2015	1.32	\$52,603.48
Grede I LLC	Term Loan	\$39,851.12	30-Jun-2015	1.57	\$62,566.26
Grede I LLC	Term Loan	\$39,851.12	30-Sep-2015	1.82	\$72,529.04
Grede I LLC	Term Loan	\$39,851.12	31-Dec-2015	2.08	\$82,890.34
Grede I LLC	Term Loan	\$39,851.12	31-Mar-2016	2.33	\$92,853.12
Grede I LLC	Term Loan	\$39,851.12	30-Jun-2016	2.58	\$102,815.90
Grede I LLC	Term Loan	\$39,851.12	30-Sep-2016	2.83	\$112,778.68
Grede I LLC	Term Loan	\$39,851.12	30-Dec-2016	3.08	\$122,741.46
Grede I LLC	Term Loan	\$39,851.12	31-Mar-2017	3.33	\$132,704.24
Grede I LLC	Term Loan	\$39,851.12	30-Jun-2017	3.58	\$142,667.02
Grede I LLC	Term Loan	\$39,851.12	29-Sep-2017	3.82	\$152,231.29
Grede I LLC	Term Loan	\$39,851.12	29-Dec-2017	4.07	\$162,194.07
Grede I LLC	Term Loan	\$39,851.12	30-Mar-2018	4.32	\$172,156.85
Grede I LLC	Term Loan	\$1,341,654.48	02-May-2018	4.41	\$5,916,696.26
Healogics Inc	First Lien Term B Loan	\$8,333.33	31-Dec-2013	0.08	\$666.67
Healogics Inc	First Lien Term B Loan	\$8,333.33	31-Mar-2014	0.32	\$2,666.67
Healogics Inc	First Lien Term B Loan	\$8,333.33	30-Jun-2014	0.57	\$4,750.00
Healogics Inc	First Lien Term B Loan	\$8,333.33	30-Sep-2014	0.82	\$6,833.33
Healogics Inc	First Lien Term B Loan	\$8,333.33	31-Dec-2014	1.08	\$9,000.00
Healogics Inc	First Lien Term B Loan	\$8,333.33	31-Mar-2015	1.32	\$11,000.00
Healogics Inc	First Lien Term B Loan	\$8,333.33	30-Jun-2015	1.57	\$13,083.33
Healogics Inc	First Lien Term B Loan	\$8,333.33	30-Sep-2015	1.82	\$15,166.67
Healogics Inc	First Lien Term B Loan	\$8,333.33	31-Dec-2015	2.08	\$17,333.33
Healogics Inc	First Lien Term B Loan	\$8,333.33	31-Mar-2016	2.33	\$19,416.67
Healogics Inc	First Lien Term B Loan	\$8,333.33	30-Jun-2016	2.58	\$21,500.00
Healogics Inc	First Lien Term B Loan	\$8,333.33	30-Sep-2016	2.83	\$23,583.33
Healogics Inc	First Lien Term B Loan	\$8,333.33	30-Dec-2016	3.08	\$25,666.67
Healogics Inc	First Lien Term B Loan	\$8,333.33	31-Mar-2017	3.33	\$27,750.00
Healogics Inc	First Lien Term B Loan	\$8,333.33	30-Jun-2017	3.58	\$29,833.33
Healogics Inc	First Lien Term B Loan	\$8,333.33	29-Sep-2017	3.82	\$31,833.33
Healogics Inc	First Lien Term B Loan	\$8,333.33	29-Dec-2017	4.07	\$33,916.67
Healogics Inc	First Lien Term B Loan	\$8,333.33	30-Mar-2018	4.32	\$36,000.00

Issuer	Facility	Amortization Amount	Amort Date	Years Difference	Product Of Amort Amount & Years Diff
Healogics Inc	First Lien Term B Loan	\$8,333.33	29-Jun-2018	4.57	\$38,083.33
Healogics Inc	First Lien Term B Loan	\$8,333.33	28-Sep-2018	4.82	\$40,166.67
Healogics Inc	First Lien Term B Loan	\$8,333.33	31-Dec-2018	5.08	\$42,333.33
Healogics Inc	First Lien Term B Loan	\$3,141,666.66	05-Feb-2019	5.18	\$16,273,833.32
Healogics Inc	Second Lien Term Loan	\$4,000,000.00	05-Feb-2020	6.18	\$24,720,000.00
Help Systems Holdings Inc	First Lien Initial Term Loan	\$24,000.00	31-Dec-2013	0.08	\$1,920.00
Help Systems Holdings Inc	First Lien Initial Term Loan	\$24,000.00	31-Mar-2014	0.32	\$7,680.00
Help Systems Holdings Inc	First Lien Initial Term Loan	\$24,000.00	30-Jun-2014	0.57	\$13,680.00
Help Systems Holdings Inc	First Lien Initial Term Loan	\$24,000.00	30-Sep-2014	0.82	\$19,680.00
Help Systems Holdings Inc	First Lien Initial Term Loan	\$24,000.00	31-Dec-2014	1.08	\$25,920.00
Help Systems Holdings Inc	First Lien Initial Term Loan	\$24,000.00	31-Mar-2015	1.32	\$31,680.00
Help Systems Holdings Inc	First Lien Initial Term Loan	\$24,000.00	30-Jun-2015	1.57	\$37,680.00
Help Systems Holdings Inc	First Lien Initial Term Loan	\$24,000.00	30-Sep-2015	1.82	\$43,680.00
Help Systems Holdings Inc	First Lien Initial Term Loan	\$24,000.00	31-Dec-2015	2.08	\$49,920.00
Help Systems Holdings Inc	First Lien Initial Term Loan	\$24,000.00	31-Mar-2016	2.33	\$55,920.00
Help Systems Holdings Inc	First Lien Initial Term Loan	\$24,000.00	30-Jun-2016	2.58	\$61,920.00
Help Systems Holdings Inc	First Lien Initial Term Loan	\$24,000.00	30-Sep-2016	2.83	\$67,920.00
Help Systems Holdings Inc	First Lien Initial Term Loan	\$24,000.00	31-Dec-2016	3.08	\$73,920.00
Help Systems Holdings Inc	First Lien Initial Term Loan	\$24,000.00	31-Mar-2017	3.33	\$79,920.00
Help Systems Holdings Inc	First Lien Initial Term Loan	\$24,000.00	30-Jun-2017	3.58	\$85,920.00
Help Systems Holdings Inc	First Lien Initial Term Loan	\$24,000.00	30-Sep-2017	3.83	\$91,920.00
Help Systems Holdings Inc	First Lien Initial Term Loan	\$24,000.00	31-Dec-2017	4.08	\$97,920.00
Help Systems Holdings Inc	First Lien Initial Term Loan	\$24,000.00	31-Mar-2018	4.33	\$103,920.00
Help Systems Holdings Inc	First Lien Initial Term Loan	\$24,000.00	30-Jun-2018	4.58	\$109,920.00
Help Systems Holdings Inc	First Lien Initial Term Loan	\$24,000.00	30-Sep-2018	4.83	\$115,920.00
Help Systems Holdings Inc	First Lien Initial Term Loan	\$24,000.00	31-Dec-2018	5.08	\$121,920.00
Help Systems Holdings Inc	First Lien Initial Term Loan	\$24,000.00	31-Mar-2019	5.33	\$127,920.00
Help Systems Holdings Inc	First Lien Initial Term Loan	\$9,072,000.00	28-Jun-2019	5.57	\$50,531,040.00
Hoffmaster Group Inc	First Lien Term Loan	\$0.00	31-Dec-2013	0.08	\$0.00
Hoffmaster Group Inc	First Lien Term Loan	\$0.00	31-Mar-2014	0.32	\$0.00
Hoffmaster Group Inc	First Lien Term Loan	\$0.00	30-Jun-2014	0.57	\$0.00
Hoffmaster Group Inc	First Lien Term Loan	\$0.00	30-Sep-2014	0.82	\$0.00
Hoffmaster Group Inc	First Lien Term Loan	\$4,908.72	31-Dec-2014	1.08	\$5,301.42
Hoffmaster Group Inc	First Lien Term Loan	\$4,908.72	31-Mar-2015	1.32	\$6,479.52
Hoffmaster Group Inc	First Lien Term Loan	\$4,908.72	30-Jun-2015	1.57	\$7,706.70
Hoffmaster Group Inc	First Lien Term Loan	\$4,908.72	30-Sep-2015	1.82	\$8,933.88
Hoffmaster Group Inc	First Lien Term Loan	\$4,908.72	31-Dec-2015	2.08	\$10,210.15
Hoffmaster Group Inc	First Lien Term Loan	\$4,908.72	31-Mar-2016	2.33	\$11,437.33
Hoffmaster Group Inc	First Lien Term Loan	\$4,908.72	30-Jun-2016	2.58	\$12,664.51
Hoffmaster Group Inc	First Lien Term Loan	\$4,908.72	30-Sep-2016	2.83	\$13,891.69
Hoffmaster Group Inc	First Lien Term Loan	\$4,908.72	30-Dec-2016	3.08	\$15,118.87
Hoffmaster Group Inc	First Lien Term Loan	\$4,908.72	31-Mar-2017	3.33	\$16,346.05
Hoffmaster Group Inc	First Lien Term Loan	\$4,908.72	30-Jun-2017	3.58	\$17,573.23
Hoffmaster Group Inc	First Lien Term Loan	\$4,908.72	29-Sep-2017	3.82	\$18,751.32
Hoffmaster Group Inc	First Lien Term Loan	\$4,908.72	29-Dec-2017	4.07	\$19,978.51
Hoffmaster Group Inc	First Lien Term Loan	\$1,845,974.60	03-Jan-2018	4.09	\$7,550,036.10
iEnergizer Limited	Term Loan	\$200,000.00	31-Dec-2013	0.08	\$16,000.00
iEnergizer Limited	Term Loan	\$200,000.00	31-Mar-2014	0.32	\$64,000.00
iEnergizer Limited	Term Loan	\$200,000.00	30-Jun-2014	0.57	\$114,000.00
iEnergizer Limited	Term Loan	\$200,000.00	30-Sep-2014	0.82	\$164,000.00
iEnergizer Limited	Term Loan	\$200,000.00	31-Dec-2014	1.08	\$216,000.00
iEnergizer Limited	Term Loan	\$200,000.00	31-Mar-2015	1.32	\$264,000.00
iEnergizer Limited	Term Loan	\$200,000.00	30-Jun-2015	1.57	\$314,000.00
iEnergizer Limited	Term Loan	\$200,000.00	30-Sep-2015	1.82	\$364,000.00

Issuer	Facility	Amortization Amount	Amort Date	Years Difference	Product Of Amort Amount & Years Diff
iEnergizer Limited	Term Loan	\$200,000.00	31-Dec-2015	2.08	\$416,000.00
iEnergizer Limited	Term Loan	\$200,000.00	31-Mar-2016	2.33	\$466,000.00
iEnergizer Limited	Term Loan	\$200,000.00	30-Jun-2016	2.58	\$516,000.00
iEnergizer Limited	Term Loan	\$200,000.00	30-Sep-2016	2.83	\$566,000.00
iEnergizer Limited	Term Loan	\$200,000.00	31-Dec-2016	3.08	\$616,000.00
iEnergizer Limited	Term Loan	\$200,000.00	31-Mar-2017	3.33	\$666,000.00
iEnergizer Limited	Term Loan	\$200,000.00	30-Jun-2017	3.58	\$716,000.00
iEnergizer Limited	Term Loan	\$200,000.00	30-Sep-2017	3.83	\$766,000.00
iEnergizer Limited	Term Loan	\$200,000.00	31-Dec-2017	4.08	\$816,000.00
iEnergizer Limited	Term Loan	\$200,000.00	31-Mar-2018	4.33	\$866,000.00
iEnergizer Limited	Term Loan	\$200,000.00	30-Jun-2018	4.58	\$916,000.00
iEnergizer Limited	Term Loan	\$200,000.00	30-Sep-2018	4.83	\$966,000.00
iEnergizer Limited	Term Loan	\$200,000.00	31-Dec-2018	5.08	\$1,016,000.00
iEnergizer Limited	Term Loan	\$200,000.00	31-Mar-2019	5.33	\$1,066,000.00
iEnergizer Limited	Term Loan	\$3,400,000.00	01-May-2019	5.41	\$18,394,000.00
Integra Telecom Holdings Inc	Term B Loan	\$10,927.46	31-Dec-2013	0.08	\$874.20
Integra Telecom Holdings Inc	Term B Loan	\$10,927.46	31-Mar-2014	0.32	\$3,496.79
Integra Telecom Holdings Inc	Term B Loan	\$10,927.46	30-Jun-2014	0.57	\$6,228.65
Integra Telecom Holdings Inc	Term B Loan	\$10,927.46	30-Sep-2014	0.82	\$8,960.51
Integra Telecom Holdings Inc	Term B Loan	\$10,927.46	31-Dec-2014	1.08	\$11,801.65
Integra Telecom Holdings Inc	Term B Loan	\$10,927.46	31-Mar-2015	1.32	\$14,424.24
Integra Telecom Holdings Inc	Term B Loan	\$10,927.46	30-Jun-2015	1.57	\$17,156.11
Integra Telecom Holdings Inc	Term B Loan	\$10,927.46	30-Sep-2015	1.82	\$19,887.97
Integra Telecom Holdings Inc	Term B Loan	\$10,927.46	31-Dec-2015	2.08	\$22,729.11
Integra Telecom Holdings Inc	Term B Loan	\$10,927.46	31-Mar-2016	2.33	\$25,460.97
Integra Telecom Holdings Inc	Term B Loan	\$10,927.46	30-Jun-2016	2.58	\$28,192.84
Integra Telecom Holdings Inc	Term B Loan	\$10,927.46	30-Sep-2016	2.83	\$30,924.70
Integra Telecom Holdings Inc	Term B Loan	\$10,927.46	30-Dec-2016	3.08	\$33,656.56
Integra Telecom Holdings Inc	Term B Loan	\$10,927.46	31-Mar-2017	3.33	\$36,388.43
Integra Telecom Holdings Inc	Term B Loan	\$10,927.46	30-Jun-2017	3.58	\$39,120.29
Integra Telecom Holdings Inc	Term B Loan	\$10,927.46	29-Sep-2017	3.82	\$41,742.88
Integra Telecom Holdings Inc	Term B Loan	\$10,927.46	29-Dec-2017	4.07	\$44,474.75
Integra Telecom Holdings Inc	Term B Loan	\$10,927.46	30-Mar-2018	4.32	\$47,206.61
Integra Telecom Holdings Inc	Term B Loan	\$10,927.46	29-Jun-2018	4.57	\$49,938.47
Integra Telecom Holdings Inc	Term B Loan	\$10,927.46	28-Sep-2018	4.82	\$52,670.34
Integra Telecom Holdings Inc	Term B Loan	\$10,927.46	31-Dec-2018	5.08	\$55,511.48
Integra Telecom Holdings Inc	Term B Loan	\$4,108,723.43	22-Feb-2019	5.22	\$21,447,536.28
Jackson Hewitt Inc	Senior Secured Term Loan	\$663,594.47	30-Apr-2014	0.41	\$272,073.73
Jackson Hewitt Inc	Senior Secured Term Loan	\$796,313.36	30-Apr-2015	1.41	\$1,122,801.84
Jackson Hewitt Inc	Senior Secured Term Loan	\$796,313.36	29-Apr-2016	2.41	\$1,919,115.21
Jackson Hewitt Inc	Senior Secured Term Loan	\$796,313.36	28-Apr-2017	3.4	\$2,707,465.44
Jackson Hewitt Inc	Senior Secured Term Loan	\$6,547,465.44	16-Oct-2017	3.87	\$25,338,691.24
JHCI Acquisition Inc	First Lien Term Loan	\$18,409.09	31-Dec-2013	0.08	\$1,472.73
JHCI Acquisition Inc	First Lien Term Loan	\$20,454.55	31-Mar-2014	0.32	\$6,545.45
JHCI Acquisition Inc	First Lien Term Loan	\$20,454.55	30-Jun-2014	0.57	\$11,659.09
JHCI Acquisition Inc	First Lien Term Loan	\$20,454.55	30-Sep-2014	0.82	\$16,772.73
JHCI Acquisition Inc	First Lien Term Loan	\$20,454.55	31-Dec-2014	1.08	\$22,090.91
JHCI Acquisition Inc	First Lien Term Loan	\$20,454.55	31-Mar-2015	1.32	\$27,000.00
JHCI Acquisition Inc	First Lien Term Loan	\$20,454.55	30-Jun-2015	1.57	\$32,113.64
JHCI Acquisition Inc	First Lien Term Loan	\$20,454.55	30-Sep-2015	1.82	\$37,227.27
JHCI Acquisition Inc	First Lien Term Loan	\$20,454.55	31-Dec-2015	2.08	\$42,545.45
JHCI Acquisition Inc	First Lien Term Loan	\$20,454.55	31-Mar-2016	2.33	\$47,659.09
JHCI Acquisition Inc	First Lien Term Loan	\$20,454.55	30-Jun-2016	2.58	\$52,772.73
JHCI Acquisition Inc	First Lien Term Loan	\$20,454.55	30-Sep-2016	2.83	\$57,886.36

Issuer	Facility	Amortization Amount	Amort Date	Years Difference	Product Of Amort Amount & Years Diff
JHCI Acquisition Inc	First Lien Term Loan	\$20,454.55	31-Dec-2016	3.08	\$63,000.00
JHCI Acquisition Inc	First Lien Term Loan	\$20,454.55	31-Mar-2017	3.33	\$68,113.64
JHCI Acquisition Inc	First Lien Term Loan	\$20,454.55	30-Jun-2017	3.58	\$73,227.27
JHCI Acquisition Inc	First Lien Term Loan	\$20,454.55	30-Sep-2017	3.83	\$78,340.91
JHCI Acquisition Inc	First Lien Term Loan	\$20,454.55	31-Dec-2017	4.08	\$83,454.55
JHCI Acquisition Inc	First Lien Term Loan	\$20,454.55	31-Mar-2018	4.33	\$88,568.18
JHCI Acquisition Inc	First Lien Term Loan	\$20,454.55	30-Jun-2018	4.58	\$93,681.82
JHCI Acquisition Inc	First Lien Term Loan	\$20,454.55	30-Sep-2018	4.83	\$98,795.45
JHCI Acquisition Inc	First Lien Term Loan	\$20,454.55	31-Dec-2018	5.08	\$103,909.09
JHCI Acquisition Inc	First Lien Term Loan	\$20,454.55	31-Mar-2019	5.33	\$109,022.73
JHCI Acquisition Inc	First Lien Term Loan	\$20,454.55	30-Jun-2019	5.58	\$114,136.36
JHCI Acquisition Inc	First Lien Term Loan	\$8,345,454.55	11-Jul-2019	5.61	\$46,818,000.02
Mercury Payment Systems LLC	Term Loan	\$2,521.01	31-Dec-2013	0.08	\$201.68
Mercury Payment Systems LLC	Term Loan	\$2,521.01	31-Mar-2014	0.32	\$806.72
Mercury Payment Systems LLC	Term Loan	\$2,521.01	30-Jun-2014	0.57	\$1,436.97
Mercury Payment Systems LLC	Term Loan	\$2,521.01	30-Sep-2014	0.82	\$2,067.23
Mercury Payment Systems LLC	Term Loan	\$2,521.01	31-Dec-2014	1.08	\$2,722.69
Mercury Payment Systems LLC	Term Loan	\$2,521.01	31-Mar-2015	1.32	\$3,327.73
Mercury Payment Systems LLC	Term Loan	\$2,521.01	30-Jun-2015	1.57	\$3,957.98
Mercury Payment Systems LLC	Term Loan	\$2,521.01	30-Sep-2015	1.82	\$4,588.24
Mercury Payment Systems LLC	Term Loan	\$2,521.01	31-Dec-2015	2.08	\$5,243.70
Mercury Payment Systems LLC	Term Loan	\$2,521.01	31-Mar-2016	2.33	\$5,873.95
Mercury Payment Systems LLC	Term Loan	\$2,521.01	30-Jun-2016	2.58	\$6,504.20
Mercury Payment Systems LLC	Term Loan	\$2,521.01	30-Sep-2016	2.83	\$7,134.45
Mercury Payment Systems LLC	Term Loan	\$2,521.01	30-Dec-2016	3.08	\$7,764.71
Mercury Payment Systems LLC	Term Loan	\$2,521.01	31-Mar-2017	3.33	\$8,394.96
Mercury Payment Systems LLC	Term Loan	\$954,621.85	01-Jul-2017	3.58	\$3,417,546.22
Merrill Communications LLC	Term Loan	\$0.00	31-Jan-2014	0.16	\$0.00
Merrill Communications LLC	Term Loan	\$0.00	30-Apr-2014	0.41	\$0.00
Merrill Communications LLC	Term Loan	\$0.00	31-Jul-2014	0.66	\$0.00
Merrill Communications LLC	Term Loan	\$0.00	31-Oct-2014	0.91	\$0.00
Merrill Communications LLC	Term Loan	\$0.00	30-Jan-2015	1.16	\$0.00
Merrill Communications LLC	Term Loan	\$0.00	30-Apr-2015	1.41	\$0.00
Merrill Communications LLC	Term Loan	\$0.00	31-Jul-2015	1.66	\$0.00
Merrill Communications LLC	Term Loan	\$0.00	30-Oct-2015	1.91	\$0.00
Merrill Communications LLC	Term Loan	\$0.00	29-Jan-2016	2.16	\$0.00
Merrill Communications LLC	Term Loan	\$0.00	29-Apr-2016	2.41	\$0.00
Merrill Communications LLC	Term Loan	\$0.00	29-Jul-2016	2.65	\$0.00
Merrill Communications LLC	Term Loan	\$0.00	31-Oct-2016	2.91	\$0.00
Merrill Communications LLC	Term Loan	\$0.00	31-Jan-2017	3.16	\$0.00
Merrill Communications LLC	Term Loan	\$0.00	28-Apr-2017	3.4	\$0.00
Merrill Communications LLC	Term Loan	\$0.00	31-Jul-2017	3.66	\$0.00
Merrill Communications LLC	Term Loan	\$0.00	31-Oct-2017	3.91	\$0.00
Merrill Communications LLC	Term Loan	\$13,587.27	31-Jan-2018	4.16	\$56,523.06
Merrill Communications LLC	Term Loan	\$11,866,989.99	08-Mar-2018	4.26	\$50,553,377.38
MModal Inc	Term B Loan	\$0.00	31-Dec-2013	0.08	\$0.00
MModal Inc	Term B Loan	\$0.00	31-Mar-2014	0.32	\$0.00
MModal Inc	Term B Loan	\$0.00	30-Jun-2014	0.57	\$0.00
MModal Inc	Term B Loan	\$0.00	30-Sep-2014	0.82	\$0.00
MModal Inc	Term B Loan	\$0.00	31-Dec-2014	1.08	\$0.00
MModal Inc	Term B Loan	\$0.00	31-Mar-2015	1.32	\$0.00
MModal Inc	Term B Loan	\$0.00	30-Jun-2015	1.57	\$0.00
MModal Inc	Term B Loan	\$9,509.45	30-Sep-2015	1.82	\$17,307.20
MModal Inc	Term B Loan	\$9,698.55	31-Dec-2015	2.08	\$20,172.97

Issuer	Facility	Amortization Amount	Amort Date	Years Difference	Product Of Amort Amount & Years Diff
MModal Inc	Term B Loan	\$9,698.55	31-Mar-2016	2.33	\$22,597.61
MModal Inc	Term B Loan	\$9,698.55	30-Jun-2016	2.58	\$25,022.25
MModal Inc	Term B Loan	\$9,698.55	30-Sep-2016	2.83	\$27,446.88
MModal Inc	Term B Loan	\$9,698.55	30-Dec-2016	3.08	\$29,871.52
MModal Inc	Term B Loan	\$9,698.55	31-Mar-2017	3.33	\$32,296.15
MModal Inc	Term B Loan	\$9,698.55	30-Jun-2017	3.58	\$34,720.79
MModal Inc	Term B Loan	\$9,698.55	29-Sep-2017	3.82	\$37,048.44
MModal Inc	Term B Loan	\$9,698.55	29-Dec-2017	4.07	\$39,473.08
MModal Inc	Term B Loan	\$9,698.55	30-Mar-2018	4.32	\$41,897.71
MModal Inc	Term B Loan	\$9,698.55	29-Jun-2018	4.57	\$44,322.35
MModal Inc	Term B Loan	\$9,698.55	28-Sep-2018	4.82	\$46,746.99
MModal Inc	Term B Loan	\$9,698.55	31-Dec-2018	5.08	\$49,268.61
MModal Inc	Term B Loan	\$9,698.55	29-Mar-2019	5.32	\$51,596.26
MModal Inc	Term B Loan	\$9,698.55	28-Jun-2019	5.57	\$54,020.90
MModal Inc	Term B Loan	\$3,661,641.59	16-Aug-2019	5.7	\$20,871,357.06
NAB Holdings LLC	Term Loan	\$37,500.00	31-Dec-2013	0.08	\$3,000.00
NAB Holdings LLC	Term Loan	\$37,500.00	31-Mar-2014	0.32	\$12,000.00
NAB Holdings LLC	Term Loan	\$37,500.00	30-Jun-2014	0.57	\$21,375.00
NAB Holdings LLC	Term Loan	\$56,250.00	30-Sep-2014	0.82	\$46,125.00
NAB Holdings LLC	Term Loan	\$56,250.00	31-Dec-2014	1.08	\$60,750.00
NAB Holdings LLC	Term Loan	\$56,250.00	31-Mar-2015	1.32	\$74,250.00
NAB Holdings LLC	Term Loan	\$56,250.00	30-Jun-2015	1.57	\$88,312.50
NAB Holdings LLC	Term Loan	\$56,250.00	30-Sep-2015	1.82	\$102,375.00
NAB Holdings LLC	Term Loan	\$56,250.00	31-Dec-2015	2.08	\$117,000.00
NAB Holdings LLC	Term Loan	\$56,250.00	31-Mar-2016	2.33	\$131,062.50
NAB Holdings LLC	Term Loan	\$56,250.00	30-Jun-2016	2.58	\$145,125.00
NAB Holdings LLC	Term Loan	\$75,000.00	30-Sep-2016	2.83	\$212,250.00
NAB Holdings LLC	Term Loan	\$75,000.00	30-Dec-2016	3.08	\$231,000.00
NAB Holdings LLC	Term Loan	\$75,000.00	31-Mar-2017	3.33	\$249,750.00
NAB Holdings LLC	Term Loan	\$75,000.00	30-Jun-2017	3.58	\$268,500.00
NAB Holdings LLC	Term Loan	\$75,000.00	29-Sep-2017	3.82	\$286,500.00
NAB Holdings LLC	Term Loan	\$75,000.00	29-Dec-2017	4.07	\$305,250.00
NAB Holdings LLC	Term Loan	\$75,000.00	30-Mar-2018	4.32	\$324,000.00
NAB Holdings LLC	Term Loan	\$1,725,000.00	24-Apr-2018	4.39	\$7,572,750.00
National Vision Inc	Term Loan	\$0.00	31-Dec-2013	0.08	\$0.00
National Vision Inc	Term Loan	\$0.00	31-Mar-2014	0.32	\$0.00
National Vision Inc	Term Loan	\$0.00	30-Jun-2014	0.57	\$0.00
National Vision Inc	Term Loan	\$0.00	30-Sep-2014	0.82	\$0.00
National Vision Inc	Term Loan	\$0.00	31-Dec-2014	1.08	\$0.00
National Vision Inc	Term Loan	\$3,333.33	31-Mar-2015	1.32	\$4,400.00
National Vision Inc	Term Loan	\$10,000.00	30-Jun-2015	1.57	\$15,700.00
National Vision Inc	Term Loan	\$10,000.00	30-Sep-2015	1.82	\$18,200.00
National Vision Inc	Term Loan	\$10,000.00	31-Dec-2015	2.08	\$20,800.00
National Vision Inc	Term Loan	\$10,000.00	31-Mar-2016	2.33	\$23,300.00
National Vision Inc	Term Loan	\$10,000.00	30-Jun-2016	2.58	\$25,800.00
National Vision Inc	Term Loan	\$10,000.00	30-Sep-2016	2.83	\$28,300.00
National Vision Inc	Term Loan	\$10,000.00	30-Dec-2016	3.08	\$30,800.00
National Vision Inc	Term Loan	\$10,000.00	31-Mar-2017	3.33	\$33,300.00
National Vision Inc	Term Loan	\$10,000.00	30-Jun-2017	3.58	\$35,800.00
National Vision Inc	Term Loan	\$10,000.00	29-Sep-2017	3.82	\$38,200.00
National Vision Inc	Term Loan	\$10,000.00	29-Dec-2017	4.07	\$40,700.00
National Vision Inc	Term Loan	\$10,000.00	30-Mar-2018	4.32	\$43,200.00
National Vision Inc	Term Loan	\$10,000.00	29-Jun-2018	4.57	\$45,700.00
National Vision Inc	Term Loan	\$3,760,000.00	02-Aug-2018	4.67	\$17,559,200.00

Issuer	Facility	Amortization Amount	Amort Date	Years Difference	Product Of Amort Amount & Years Diff
New Breed Inc	Term Loan	\$0.00	31-Dec-2013	0.08	\$0.00
New Breed Inc	Term Loan	\$0.00	31-Mar-2014	0.32	\$0.00
New Breed Inc	Term Loan	\$0.00	30-Jun-2014	0.57	\$0.00
New Breed Inc	Term Loan	\$0.00	30-Sep-2014	0.82	\$0.00
New Breed Inc	Term Loan	\$0.00	31-Dec-2014	1.08	\$0.00
New Breed Inc	Term Loan	\$0.00	31-Mar-2015	1.32	\$0.00
New Breed Inc	Term Loan	\$3,333.33	30-Jun-2015	1.57	\$5,233.33
New Breed Inc	Term Loan	\$10,000.00	30-Sep-2015	1.82	\$18,200.00
New Breed Inc	Term Loan	\$10,000.00	31-Dec-2015	2.08	\$20,800.00
New Breed Inc	Term Loan	\$10,000.00	31-Mar-2016	2.33	\$23,300.00
New Breed Inc	Term Loan	\$10,000.00	30-Jun-2016	2.58	\$25,800.00
New Breed Inc	Term Loan	\$10,000.00	30-Sep-2016	2.83	\$28,300.00
New Breed Inc	Term Loan	\$10,000.00	30-Dec-2016	3.08	\$30,800.00
New Breed Inc	Term Loan	\$10,000.00	31-Mar-2017	3.33	\$33,300.00
New Breed Inc	Term Loan	\$10,000.00	30-Jun-2017	3.58	\$35,800.00
New Breed Inc	Term Loan	\$10,000.00	29-Sep-2017	3.82	\$38,200.00
New Breed Inc	Term Loan	\$10,000.00	29-Dec-2017	4.07	\$40,700.00
New Breed Inc	Term Loan	\$10,000.00	30-Mar-2018	4.32	\$43,200.00
New Breed Inc	Term Loan	\$10,000.00	29-Jun-2018	4.57	\$45,700.00
New Breed Inc	Term Loan	\$10,000.00	28-Sep-2018	4.82	\$48,200.00
New Breed Inc	Term Loan	\$10,000.00	31-Dec-2018	5.08	\$50,800.00
New Breed Inc	Term Loan	\$10,000.00	29-Mar-2019	5.32	\$53,200.00
New Breed Inc	Term Loan	\$10,000.00	28-Jun-2019	5.57	\$55,700.00
New Breed Inc	Term Loan	\$10,000.00	30-Sep-2019	5.83	\$58,300.00
New Breed Inc	Term Loan	\$3,730,000.00	01-Oct-2019	5.83	\$21,745,900.00
NexTag Inc	Term Loan	\$0.00	31-Dec-2013	0.08	\$0.00
NexTag Inc	Term Loan	\$179,518.22	31-Mar-2014	0.32	\$57,445.83
NexTag Inc	Term Loan	\$400,786.65	30-Jun-2014	0.57	\$228,448.39
NexTag Inc	Term Loan	\$400,786.65	30-Sep-2014	0.82	\$328,645.06
NexTag Inc	Term Loan	\$400,786.65	31-Dec-2014	1.08	\$432,849.59
NexTag Inc	Term Loan	\$1,736,742.16	31-Mar-2015	1.32	\$2,292,499.66
NexTag Inc	Term Loan	\$1,736,742.16	30-Jun-2015	1.57	\$2,726,685.20
NexTag Inc	Term Loan	\$1,736,742.16	30-Sep-2015	1.82	\$3,160,870.74
NexTag Inc	Term Loan	\$48,472.96	28-Jan-2016	2.15	\$104,216.87
Otter Products LLC	Term Loan	\$154,000.00	31-Dec-2013	0.08	\$12,320.00
Otter Products LLC	Term Loan	\$154,000.00	31-Mar-2014	0.32	\$49,280.00
Otter Products LLC	Term Loan	\$154,000.00	30-Jun-2014	0.57	\$87,780.00
Otter Products LLC	Term Loan	\$231,000.00	30-Sep-2014	0.82	\$189,420.00
Otter Products LLC	Term Loan	\$231,000.00	31-Dec-2014	1.08	\$249,480.00
Otter Products LLC	Term Loan	\$231,000.00	31-Mar-2015	1.32	\$304,920.00
Otter Products LLC	Term Loan	\$231,000.00	30-Jun-2015	1.57	\$362,670.00
Otter Products LLC	Term Loan	\$308,000.00	30-Sep-2015	1.82	\$560,560.00
Otter Products LLC	Term Loan	\$308,000.00	31-Dec-2015	2.08	\$640,640.00
Otter Products LLC	Term Loan	\$308,000.00	31-Mar-2016	2.33	\$717,640.00
Otter Products LLC	Term Loan	\$308,000.00	30-Jun-2016	2.58	\$794,640.00
Otter Products LLC	Term Loan	\$308,000.00	30-Sep-2016	2.83	\$871,640.00
Otter Products LLC	Term Loan	\$308,000.00	30-Dec-2016	3.08	\$948,640.00
Otter Products LLC	Term Loan	\$308,000.00	31-Mar-2017	3.33	\$1,025,640.00
Otter Products LLC	Term Loan	\$308,000.00	30-Jun-2017	3.58	\$1,102,640.00
Otter Products LLC	Term Loan	\$308,000.00	29-Sep-2017	3.82	\$1,176,560.00
Otter Products LLC	Term Loan	\$308,000.00	29-Dec-2017	4.07	\$1,253,560.00
Otter Products LLC	Term Loan	\$308,000.00	30-Mar-2018	4.32	\$1,330,560.00
Otter Products LLC	Term Loan	\$308,000.00	29-Jun-2018	4.57	\$1,407,560.00
Otter Products LLC	Term Loan	\$308,000.00	28-Sep-2018	4.82	\$1,484,560.00

Issuer	Facility	Amortization Amount	Amort Date	Years Difference	Product Of Amort Amount & Years Diff
Otter Products LLC	Term Loan	\$308,000.00	31-Dec-2018	5.08	\$1,564,640.00
Otter Products LLC	Term Loan	\$308,000.00	29-Mar-2019	5.32	\$1,638,560.00
Otter Products LLC	Term Loan	\$6,160,000.00	29-Apr-2019	5.41	\$33,325,600.00
Packaging Coordinators Inc	First Lien Term Loan B	\$0.00	01-Jan-2014	0.08	\$0.00
Packaging Coordinators Inc	First Lien Term Loan B	\$12,500.00	01-Apr-2014	0.33	\$4,125.00
Packaging Coordinators Inc	First Lien Term Loan B	\$12,500.00	01-Jul-2014	0.58	\$7,250.00
Packaging Coordinators Inc	First Lien Term Loan B	\$12,500.00	01-Oct-2014	0.83	\$10,375.00
Packaging Coordinators Inc	First Lien Term Loan B	\$12,500.00	01-Jan-2015	1.08	\$13,500.00
Packaging Coordinators Inc	First Lien Term Loan B	\$12,500.00	01-Apr-2015	1.33	\$16,625.00
Packaging Coordinators Inc	First Lien Term Loan B	\$12,500.00	01-Jul-2015	1.58	\$19,750.00
Packaging Coordinators Inc	First Lien Term Loan B	\$12,500.00	01-Oct-2015	1.83	\$22,875.00
Packaging Coordinators Inc	First Lien Term Loan B	\$12,500.00	01-Jan-2016	2.08	\$26,000.00
Packaging Coordinators Inc	First Lien Term Loan B	\$12,500.00	01-Apr-2016	2.33	\$29,125.00
Packaging Coordinators Inc	First Lien Term Loan B	\$12,500.00	01-Jul-2016	2.58	\$32,250.00
Packaging Coordinators Inc	First Lien Term Loan B	\$12,500.00	01-Oct-2016	2.83	\$35,375.00
Packaging Coordinators Inc	First Lien Term Loan B	\$12,500.00	01-Jan-2017	3.08	\$38,500.00
Packaging Coordinators Inc	First Lien Term Loan B	\$12,500.00	01-Apr-2017	3.33	\$41,625.00
Packaging Coordinators Inc	First Lien Term Loan B	\$12,500.00	01-Jul-2017	3.58	\$44,750.00
Packaging Coordinators Inc	First Lien Term Loan B	\$12,500.00	01-Oct-2017	3.83	\$47,875.00
Packaging Coordinators Inc	First Lien Term Loan B	\$12,500.00	01-Jan-2018	4.08	\$51,000.00
Packaging Coordinators Inc	First Lien Term Loan B	\$12,500.00	01-Apr-2018	4.33	\$54,125.00
Packaging Coordinators Inc	First Lien Term Loan B	\$12,500.00	01-Jul-2018	4.58	\$57,250.00
Packaging Coordinators Inc	First Lien Term Loan B	\$12,500.00	01-Oct-2018	4.83	\$60,375.00
Packaging Coordinators Inc	First Lien Term Loan B	\$12,500.00	01-Jan-2019	5.08	\$63,500.00
Packaging Coordinators Inc	First Lien Term Loan B	\$12,500.00	01-Apr-2019	5.33	\$66,625.00
Packaging Coordinators Inc	First Lien Term Loan B	\$12,500.00	01-Jul-2019	5.58	\$69,750.00
Packaging Coordinators Inc	First Lien Term Loan B	\$12,500.00	01-Oct-2019	5.83	\$72,875.00
Packaging Coordinators Inc	First Lien Term Loan B	\$12,500.00	01-Jan-2020	6.08	\$76,000.00
Packaging Coordinators Inc	First Lien Term Loan B	\$12,500.00	01-Apr-2020	6.33	\$79,125.00
Packaging Coordinators Inc	First Lien Term Loan B	\$4,675,000.00	11-May-2020	6.44	\$30,107,000.00
Presidio Inc	New Term Loan	\$8,750.00	31-Dec-2013	0.08	\$700.00
Presidio Inc	New Term Loan	\$8,750.00	31-Mar-2014	0.32	\$2,800.00
Presidio Inc	New Term Loan	\$8,750.00	30-Jun-2014	0.57	\$4,987.50
Presidio Inc	New Term Loan	\$8,750.00	30-Sep-2014	0.82	\$7,175.00
Presidio Inc	New Term Loan	\$43,750.00	31-Dec-2014	1.08	\$47,250.00
Presidio Inc	New Term Loan	\$43,750.00	31-Mar-2015	1.32	\$57,750.00
Presidio Inc	New Term Loan	\$43,750.00	30-Jun-2015	1.57	\$68,687.50
Presidio Inc	New Term Loan	\$43,750.00	30-Sep-2015	1.82	\$79,625.00
Presidio Inc	New Term Loan	\$43,750.00	31-Dec-2015	2.08	\$91,000.00
Presidio Inc	New Term Loan	\$43,750.00	31-Mar-2016	2.33	\$101,937.50
Presidio Inc	New Term Loan	\$43,750.00	30-Jun-2016	2.58	\$112,875.00
Presidio Inc	New Term Loan	\$43,750.00	30-Sep-2016	2.83	\$123,812.50
Presidio Inc	New Term Loan	\$43,750.00	30-Dec-2016	3.08	\$134,750.00
Presidio Inc	New Term Loan	\$3,036,250.00	31-Mar-2017	3.33	\$10,110,712.50
Radnet Management Inc	Tranche B Term Loan	\$9,994.85	31-Dec-2013	0.08	\$799.59
Radnet Management Inc	Tranche B Term Loan	\$9,994.85	31-Mar-2014	0.32	\$3,198.35
Radnet Management Inc	Tranche B Term Loan	\$9,994.85	30-Jun-2014	0.57	\$5,697.06
Radnet Management Inc	Tranche B Term Loan	\$9,994.85	30-Sep-2014	0.82	\$8,195.78
Radnet Management Inc	Tranche B Term Loan	\$9,994.85	31-Dec-2014	1.08	\$10,794.44
Radnet Management Inc	Tranche B Term Loan	\$9,994.85	31-Mar-2015	1.32	\$13,393.20
Radnet Management Inc	Tranche B Term Loan	\$9,994.85	30-Jun-2015	1.57	\$15,691.91
Radnet Management Inc	Tranche B Term Loan	\$9,994.85	30-Sep-2015	1.82	\$18,190.62
Radnet Management Inc	Tranche B Term Loan	\$9,994.85	31-Dec-2015	2.08	\$20,789.29
Radnet Management Inc	Tranche B Term Loan	\$9,994.85	31-Mar-2016	2.33	\$23,288.00

Issuer	Facility	Amortization Amount	Amort Date	Years Difference	Product Of Amort Amount & Years Diff
Radnet Management Inc	Tranche B Term Loan	\$9,994.85	30-Jun-2016	2.58	\$25,786.71
Radnet Management Inc	Tranche B Term Loan	\$9,994.85	30-Sep-2016	2.83	\$28,285.42
Radnet Management Inc	Tranche B Term Loan	\$9,994.85	30-Dec-2016	3.08	\$30,784.13
Radnet Management Inc	Tranche B Term Loan	\$9,994.85	31-Mar-2017	3.33	\$33,282.85
Radnet Management Inc	Tranche B Term Loan	\$9,994.85	30-Jun-2017	3.58	\$35,781.56
Radnet Management Inc	Tranche B Term Loan	\$9,994.85	29-Sep-2017	3.82	\$38,180.32
Radnet Management Inc	Tranche B Term Loan	\$9,994.85	29-Dec-2017	4.07	\$40,679.03
Radnet Management Inc	Tranche B Term Loan	\$9,994.85	30-Mar-2018	4.32	\$43,177.75
Radnet Management Inc	Tranche B Term Loan	\$9,994.85	29-Jun-2018	4.57	\$45,676.46
Radnet Management Inc	Tranche B Term Loan	\$9,994.85	28-Sep-2018	4.82	\$48,175.17
Radnet Management Inc	Tranche B Term Loan	\$3,760,113.33	10-Oct-2018	4.85	\$18,236,549.65
Renfro Corporation	Tranche B Term Loan	\$6,666.67	31-Jan-2014	0.16	\$1,066.67
Renfro Corporation	Tranche B Term Loan	\$6,666.67	30-Apr-2014	0.41	\$2,733.33
Renfro Corporation	Tranche B Term Loan	\$6,666.67	31-Jul-2014	0.66	\$4,400.00
Renfro Corporation	Tranche B Term Loan	\$6,666.67	31-Oct-2014	0.91	\$6,066.67
Renfro Corporation	Tranche B Term Loan	\$6,666.67	30-Jan-2015	1.16	\$7,733.33
Renfro Corporation	Tranche B Term Loan	\$6,666.67	30-Apr-2015	1.41	\$9,400.00
Renfro Corporation	Tranche B Term Loan	\$6,666.67	31-Jul-2015	1.66	\$11,066.67
Renfro Corporation	Tranche B Term Loan	\$6,666.67	30-Oct-2015	1.91	\$12,733.33
Renfro Corporation	Tranche B Term Loan	\$6,666.67	29-Jan-2016	2.16	\$14,400.00
Renfro Corporation	Tranche B Term Loan	\$6,666.67	29-Apr-2016	2.41	\$16,066.67
Renfro Corporation	Tranche B Term Loan	\$6,666.67	29-Jul-2016	2.65	\$17,666.67
Renfro Corporation	Tranche B Term Loan	\$6,666.67	31-Oct-2016	2.91	\$19,400.00
Renfro Corporation	Tranche B Term Loan	\$6,666.67	31-Jan-2017	3.16	\$21,066.67
Renfro Corporation	Tranche B Term Loan	\$6,666.67	28-Apr-2017	3.4	\$22,666.67
Renfro Corporation	Tranche B Term Loan	\$6,666.67	31-Jul-2017	3.66	\$24,400.00
Renfro Corporation	Tranche B Term Loan	\$6,666.67	31-Oct-2017	3.91	\$26,066.67
Renfro Corporation	Tranche B Term Loan	\$6,666.67	31-Jan-2018	4.16	\$27,733.33
Renfro Corporation	Tranche B Term Loan	\$6,666.67	30-Apr-2018	4.41	\$29,400.00
Renfro Corporation	Tranche B Term Loan	\$6,666.67	31-Jul-2018	4.66	\$31,066.67
Renfro Corporation	Tranche B Term Loan	\$6,666.67	31-Oct-2018	4.91	\$32,733.33
Renfro Corporation	Tranche B Term Loan	\$2,513,333.34	30-Jan-2019	5.16	\$12,968,800.01
Roundy's Supermarkets Inc	Tranche B Term Loan	\$22,612.89	31-Dec-2013	0.08	\$1,809.03
Roundy's Supermarkets Inc	Tranche B Term Loan	\$22,612.89	31-Mar-2014	0.32	\$7,236.13
Roundy's Supermarkets Inc	Tranche B Term Loan	\$22,612.89	30-Jun-2014	0.57	\$12,889.35
Roundy's Supermarkets Inc	Tranche B Term Loan	\$22,612.89	30-Sep-2014	0.82	\$18,542.57
Roundy's Supermarkets Inc	Tranche B Term Loan	\$22,612.89	31-Dec-2014	1.08	\$24,421.93
Roundy's Supermarkets Inc	Tranche B Term Loan	\$22,612.89	31-Mar-2015	1.32	\$29,849.02
Roundy's Supermarkets Inc	Tranche B Term Loan	\$22,612.89	30-Jun-2015	1.57	\$35,502.24
Roundy's Supermarkets Inc	Tranche B Term Loan	\$22,612.89	30-Sep-2015	1.82	\$41,155.47
Roundy's Supermarkets Inc	Tranche B Term Loan	\$22,612.89	31-Dec-2015	2.08	\$47,034.82
Roundy's Supermarkets Inc	Tranche B Term Loan	\$22,612.89	31-Mar-2016	2.33	\$52,688.04
Roundy's Supermarkets Inc	Tranche B Term Loan	\$22,612.89	30-Jun-2016	2.58	\$58,341.27
Roundy's Supermarkets Inc	Tranche B Term Loan	\$22,612.89	30-Sep-2016	2.83	\$63,994.49
Roundy's Supermarkets Inc	Tranche B Term Loan	\$22,612.89	30-Dec-2016	3.08	\$69,647.71
Roundy's Supermarkets Inc	Tranche B Term Loan	\$22,612.89	31-Mar-2017	3.33	\$75,300.94
Roundy's Supermarkets Inc	Tranche B Term Loan	\$22,612.89	30-Jun-2017	3.58	\$80,954.16
Roundy's Supermarkets Inc	Tranche B Term Loan	\$22,612.89	29-Sep-2017	3.82	\$86,381.26
Roundy's Supermarkets Inc	Tranche B Term Loan	\$22,612.89	29-Dec-2017	4.07	\$92,034.48
Roundy's Supermarkets Inc	Tranche B Term Loan	\$22,612.89	30-Mar-2018	4.32	\$97,687.70
Roundy's Supermarkets Inc	Tranche B Term Loan	\$22,612.89	29-Jun-2018	4.57	\$103,340.93
Roundy's Supermarkets Inc	Tranche B Term Loan	\$22,612.89	28-Sep-2018	4.82	\$108,994.15
Roundy's Supermarkets Inc	Tranche B Term Loan	\$22,612.89	31-Dec-2018	5.08	\$114,873.50
Roundy's Supermarkets Inc	Tranche B Term Loan	\$8,434,609.62	13-Feb-2019	5.2	\$43,859,970.01

Issuer	Facility	Amortization Amount	Amort Date	Years Difference	Product Of Amort Amount & Years Diff
Sedgwick Claims Management Services Inc	Second Lien Term B Loan	\$1,500,000.00	12-Dec-2018	5.03	\$7,545,000.00
Sedgwick Claims Management Services Inc	Term B Loan	\$5,000.00	31-Dec-2013	0.08	\$400.00
Sedgwick Claims Management Services Inc	Term B Loan	\$5,000.00	31-Mar-2014	0.32	\$1,600.00
Sedgwick Claims Management Services Inc	Term B Loan	\$5,000.00	30-Jun-2014	0.57	\$2,850.00
Sedgwick Claims Management Services Inc	Term B Loan	\$5,000.00	30-Sep-2014	0.82	\$4,100.00
Sedgwick Claims Management Services Inc	Term B Loan	\$5,000.00	31-Dec-2014	1.08	\$5,400.00
Sedgwick Claims Management Services Inc	Term B Loan	\$5,000.00	31-Mar-2015	1.32	\$6,600.00
Sedgwick Claims Management Services Inc	Term B Loan	\$5,000.00	30-Jun-2015	1.57	\$7,850.00
Sedgwick Claims Management Services Inc	Term B Loan	\$5,000.00	30-Sep-2015	1.82	\$9,100.00
Sedgwick Claims Management Services Inc	Term B Loan	\$5,000.00	31-Dec-2015	2.08	\$10,400.00
Sedgwick Claims Management Services Inc	Term B Loan	\$5,000.00	31-Mar-2016	2.33	\$11,650.00
Sedgwick Claims Management Services Inc	Term B Loan	\$5,000.00	30-Jun-2016	2.58	\$12,900.00
Sedgwick Claims Management Services Inc	Term B Loan	\$5,000.00	30-Sep-2016	2.83	\$14,150.00
Sedgwick Claims Management Services Inc	Term B Loan	\$5,000.00	30-Dec-2016	3.08	\$15,400.00
Sedgwick Claims Management Services Inc	Term B Loan	\$5,000.00	31-Mar-2017	3.33	\$16,650.00
Sedgwick Claims Management Services Inc	Term B Loan	\$5,000.00	30-Jun-2017	3.58	\$17,900.00
Sedgwick Claims Management Services Inc	Term B Loan	\$5,000.00	29-Sep-2017	3.82	\$19,100.00
Sedgwick Claims Management Services Inc	Term B Loan	\$5,000.00	29-Dec-2017	4.07	\$20,350.00
Sedgwick Claims Management Services Inc	Term B Loan	\$5,000.00	30-Mar-2018	4.32	\$21,600.00
Sedgwick Claims Management Services Inc	Term B Loan	\$1,905,000.00	12-Jun-2018	4.53	\$8,629,650.00
SESAC Holdco II LLC	First Lien Term Loan	\$20,800.00	31-Dec-2013	0.08	\$1,664.00
SESAC Holdco II LLC	First Lien Term Loan	\$20,800.00	31-Mar-2014	0.32	\$6,656.00
SESAC Holdco II LLC	First Lien Term Loan	\$20,800.00	30-Jun-2014	0.57	\$11,856.00
SESAC Holdco II LLC	First Lien Term Loan	\$20,800.00	30-Sep-2014	0.82	\$17,056.00
SESAC Holdco II LLC	First Lien Term Loan	\$20,800.00	31-Dec-2014	1.08	\$22,464.00
SESAC Holdco II LLC	First Lien Term Loan	\$20,800.00	31-Mar-2015	1.32	\$27,456.00
SESAC Holdco II LLC	First Lien Term Loan	\$20,800.00	30-Jun-2015	1.57	\$32,656.00
SESAC Holdco II LLC	First Lien Term Loan	\$20,800.00	30-Sep-2015	1.82	\$37,856.00
SESAC Holdco II LLC	First Lien Term Loan	\$20,800.00	31-Dec-2015	2.08	\$43,264.00
SESAC Holdco II LLC	First Lien Term Loan	\$20,800.00	31-Mar-2016	2.33	\$48,464.00
SESAC Holdco II LLC	First Lien Term Loan	\$20,800.00	30-Jun-2016	2.58	\$53,664.00
SESAC Holdco II LLC	First Lien Term Loan	\$20,800.00	30-Sep-2016	2.83	\$58,864.00
SESAC Holdco II LLC	First Lien Term Loan	\$20,800.00	30-Dec-2016	3.08	\$64,064.00
SESAC Holdco II LLC	First Lien Term Loan	\$20,800.00	31-Mar-2017	3.33	\$69,264.00
SESAC Holdco II LLC	First Lien Term Loan	\$20,800.00	30-Jun-2017	3.58	\$74,464.00
SESAC Holdco II LLC	First Lien Term Loan	\$20,800.00	29-Sep-2017	3.82	\$79,456.00
SESAC Holdco II LLC	First Lien Term Loan	\$20,800.00	29-Dec-2017	4.07	\$84,656.00
SESAC Holdco II LLC	First Lien Term Loan	\$20,800.00	30-Mar-2018	4.32	\$89,856.00
SESAC Holdco II LLC	First Lien Term Loan	\$20,800.00	29-Jun-2018	4.57	\$95,056.00
SESAC Holdco II LLC	First Lien Term Loan	\$20,800.00	28-Sep-2018	4.82	\$100,256.00
SESAC Holdco II LLC	First Lien Term Loan	\$20,800.00	31-Dec-2018	5.08	\$105,664.00
SESAC Holdco II LLC	First Lien Term Loan	\$7,820,800.00	07-Feb-2019	5.18	\$40,511,744.00
SESAC Holdco II LLC	Second Lien Term Loan	\$2,000,000.00	08-Feb-2019	5.19	\$10,380,000.00
SkillSoft Corporation	New Term Loan	\$7,121.87	31-Dec-2013	0.08	\$569.75
SkillSoft Corporation	New Term Loan	\$7,121.87	31-Mar-2014	0.32	\$2,279.00
SkillSoft Corporation	New Term Loan	\$7,121.87	30-Jun-2014	0.57	\$4,059.47
SkillSoft Corporation	New Term Loan	\$7,121.87	30-Sep-2014	0.82	\$5,839.94
SkillSoft Corporation	New Term Loan	\$7,121.87	31-Dec-2014	1.08	\$7,691.62
SkillSoft Corporation	New Term Loan	\$7,121.87	31-Mar-2015	1.32	\$9,400.87
SkillSoft Corporation	New Term Loan	\$7,121.87	30-Jun-2015	1.57	\$11,181.34
SkillSoft Corporation	New Term Loan	\$7,121.87	30-Sep-2015	1.82	\$12,961.81
SkillSoft Corporation	New Term Loan	\$7,121.87	31-Dec-2015	2.08	\$14,813.50
SkillSoft Corporation	New Term Loan	\$7,121.87	31-Mar-2016	2.33	\$16,593.97
SkillSoft Corporation	New Term Loan	\$7,121.87	30-Jun-2016	2.58	\$18,374.44

Issuer	Facility	Amortization Amount	Amort Date	Years Difference	Product Of Amort Amount & Years Diff
SkillSoft Corporation	New Term Loan	\$7,121.87	30-Sep-2016	2.83	\$20,154.91
SkillSoft Corporation	New Term Loan	\$7,121.87	30-Dec-2016	3.08	\$21,935.37
SkillSoft Corporation	New Term Loan	\$7,121.87	31-Mar-2017	3.33	\$23,715.84
SkillSoft Corporation	New Term Loan	\$2,455,055.74	26-May-2017	3.48	\$8,543,593.97
SourceHOV LLC	First Lien Term B Loan	\$12,000.00	31-Dec-2013	0.08	\$960.00
SourceHOV LLC	First Lien Term B Loan	\$12,000.00	31-Mar-2014	0.32	\$3,840.00
SourceHOV LLC	First Lien Term B Loan	\$12,000.00	30-Jun-2014	0.57	\$6,840.00
SourceHOV LLC	First Lien Term B Loan	\$12,000.00	30-Sep-2014	0.82	\$9,840.00
SourceHOV LLC	First Lien Term B Loan	\$12,000.00	31-Dec-2014	1.08	\$12,960.00
SourceHOV LLC	First Lien Term B Loan	\$12,000.00	31-Mar-2015	1.32	\$15,840.00
SourceHOV LLC	First Lien Term B Loan	\$12,000.00	30-Jun-2015	1.57	\$18,840.00
SourceHOV LLC	First Lien Term B Loan	\$12,000.00	30-Sep-2015	1.82	\$21,840.00
SourceHOV LLC	First Lien Term B Loan	\$12,000.00	31-Dec-2015	2.08	\$24,960.00
SourceHOV LLC	First Lien Term B Loan	\$12,000.00	31-Mar-2016	2.33	\$27,960.00
SourceHOV LLC	First Lien Term B Loan	\$12,000.00	30-Jun-2016	2.58	\$30,960.00
SourceHOV LLC	First Lien Term B Loan	\$12,000.00	30-Sep-2016	2.83	\$33,960.00
SourceHOV LLC	First Lien Term B Loan	\$12,000.00	30-Dec-2016	3.08	\$36,960.00
SourceHOV LLC	First Lien Term B Loan	\$12,000.00	31-Mar-2017	3.33	\$39,960.00
SourceHOV LLC	First Lien Term B Loan	\$12,000.00	30-Jun-2017	3.58	\$42,960.00
SourceHOV LLC	First Lien Term B Loan	\$12,000.00	29-Sep-2017	3.82	\$45,840.00
SourceHOV LLC	First Lien Term B Loan	\$12,000.00	29-Dec-2017	4.07	\$48,840.00
SourceHOV LLC	First Lien Term B Loan	\$12,000.00	30-Mar-2018	4.32	\$51,840.00
SourceHOV LLC	First Lien Term B Loan	\$4,572,000.00	30-Apr-2018	4.41	\$20,162,520.00
SourceHOV LLC	Second Lien Term Loan	\$2,000,000.00	30-Apr-2019	5.41	\$10,820,000.00
Sportsman's Warehouse Inc	First Out Term Loan	\$0.00	31-Jan-2014	0.16	\$0.00
Sportsman's Warehouse Inc	First Out Term Loan	\$24,060.30	02-May-2014	0.41	\$9,864.72
Sportsman's Warehouse Inc	First Out Term Loan	\$24,060.30	01-Aug-2014	0.66	\$15,879.80
Sportsman's Warehouse Inc	First Out Term Loan	\$24,060.30	31-Oct-2014	0.91	\$21,894.87
Sportsman's Warehouse Inc	First Out Term Loan	\$24,060.30	30-Jan-2015	1.16	\$27,909.95
Sportsman's Warehouse Inc	First Out Term Loan	\$24,060.30	01-May-2015	1.41	\$33,925.03
Sportsman's Warehouse Inc	First Out Term Loan	\$24,060.30	31-Jul-2015	1.66	\$39,940.10
Sportsman's Warehouse Inc	First Out Term Loan	\$24,060.30	30-Oct-2015	1.91	\$45,955.18
Sportsman's Warehouse Inc	First Out Term Loan	\$24,060.30	29-Jan-2016	2.16	\$51,970.25
Sportsman's Warehouse Inc	First Out Term Loan	\$24,060.30	29-Apr-2016	2.41	\$57,985.33
Sportsman's Warehouse Inc	First Out Term Loan	\$24,060.30	29-Jul-2016	2.65	\$63,759.80
Sportsman's Warehouse Inc	First Out Term Loan	\$24,060.30	28-Oct-2016	2.9	\$69,774.87
Sportsman's Warehouse Inc	First Out Term Loan	\$24,060.30	27-Jan-2017	3.15	\$75,789.95
Sportsman's Warehouse Inc	First Out Term Loan	\$24,060.30	28-Apr-2017	3.4	\$81,805.03
Sportsman's Warehouse Inc	First Out Term Loan	\$24,060.30	28-Jul-2017	3.65	\$87,820.10
Sportsman's Warehouse Inc	First Out Term Loan	\$24,060.30	27-Oct-2017	3.9	\$93,835.18
Sportsman's Warehouse Inc	First Out Term Loan	\$24,060.30	02-Feb-2018	4.17	\$100,331.46
Sportsman's Warehouse Inc	First Out Term Loan	\$24,060.30	04-May-2018	4.42	\$106,346.53
Sportsman's Warehouse Inc	First Out Term Loan	\$24,060.30	03-Aug-2018	4.67	\$112,361.61
Sportsman's Warehouse Inc	First Out Term Loan	\$24,060.30	02-Nov-2018	4.92	\$118,376.68
Sportsman's Warehouse Inc	First Out Term Loan	\$24,060.30	01-Feb-2019	5.17	\$124,391.76
Sportsman's Warehouse Inc	First Out Term Loan	\$24,060.30	03-May-2019	5.42	\$130,406.83
Sportsman's Warehouse Inc	First Out Term Loan	\$24,060.30	02-Aug-2019	5.67	\$136,421.91
Sportsman's Warehouse Inc	First Out Term Loan	\$9,046,673.37	20-Aug-2019	5.72	\$51,746,971.66
STG-Fairway Acquisitions Inc	First Lien Term Loan	\$8,681.52	31-Dec-2013	0.08	\$694.52
STG-Fairway Acquisitions Inc	First Lien Term Loan	\$8,681.52	31-Mar-2014	0.32	\$2,778.09
STG-Fairway Acquisitions Inc	First Lien Term Loan	\$8,681.52	30-Jun-2014	0.57	\$4,948.47
STG-Fairway Acquisitions Inc	First Lien Term Loan	\$8,681.52	30-Sep-2014	0.82	\$7,118.85
STG-Fairway Acquisitions Inc	First Lien Term Loan	\$8,681.52	31-Dec-2014	1.08	\$9,376.05
STG-Fairway Acquisitions Inc	First Lien Term Loan	\$8,681.52	31-Mar-2015	1.32	\$11,459.61

Issuer	Facility	Amortization Amount	Amort Date	Years Difference	Product Of Amort Amount & Years Diff
STG-Fairway Acquisitions Inc	First Lien Term Loan	\$8,681.52	30-Jun-2015	1.57	\$13,629.99
STG-Fairway Acquisitions Inc	First Lien Term Loan	\$8,681.52	30-Sep-2015	1.82	\$15,800.37
STG-Fairway Acquisitions Inc	First Lien Term Loan	\$8,681.52	31-Dec-2015	2.08	\$18,057.57
STG-Fairway Acquisitions Inc	First Lien Term Loan	\$8,681.52	31-Mar-2016	2.33	\$20,227.95
STG-Fairway Acquisitions Inc	First Lien Term Loan	\$8,681.52	30-Jun-2016	2.58	\$22,398.33
STG-Fairway Acquisitions Inc	First Lien Term Loan	\$8,681.52	30-Sep-2016	2.83	\$24,568.71
STG-Fairway Acquisitions Inc	First Lien Term Loan	\$8,681.52	30-Dec-2016	3.08	\$26,739.09
STG-Fairway Acquisitions Inc	First Lien Term Loan	\$8,681.52	31-Mar-2017	3.33	\$28,909.47
STG-Fairway Acquisitions Inc	First Lien Term Loan	\$8,681.52	30-Jun-2017	3.58	\$31,079.86
STG-Fairway Acquisitions Inc	First Lien Term Loan	\$8,681.52	29-Sep-2017	3.82	\$33,163.42
STG-Fairway Acquisitions Inc	First Lien Term Loan	\$8,681.52	29-Dec-2017	4.07	\$35,333.80
STG-Fairway Acquisitions Inc	First Lien Term Loan	\$8,681.52	30-Mar-2018	4.32	\$37,504.18
STG-Fairway Acquisitions Inc	First Lien Term Loan	\$8,681.52	29-Jun-2018	4.57	\$39,674.56
STG-Fairway Acquisitions Inc	First Lien Term Loan	\$8,681.52	28-Sep-2018	4.82	\$41,844.95
STG-Fairway Acquisitions Inc	First Lien Term Loan	\$8,681.52	31-Dec-2018	5.08	\$44,102.14
STG-Fairway Acquisitions Inc	First Lien Term Loan	\$3,275,313.00	28-Feb-2019	5.24	\$17,162,640.11
SumTotal Systems LLC	Second Lien Term Loan	\$11,250,000.00	16-May-2019	5.45	\$61,312,500.00
Technimark LLC	Initial Term Loan	\$24,000.00	31-Dec-2013	0.08	\$1,920.00
Technimark LLC	Initial Term Loan	\$24,000.00	31-Mar-2014	0.32	\$7,680.00
Technimark LLC	Initial Term Loan	\$24,000.00	30-Jun-2014	0.57	\$13,680.00
Technimark LLC	Initial Term Loan	\$24,000.00	30-Sep-2014	0.82	\$19,680.00
Technimark LLC	Initial Term Loan	\$24,000.00	31-Dec-2014	1.08	\$25,920.00
Technimark LLC	Initial Term Loan	\$24,000.00	31-Mar-2015	1.32	\$31,680.00
Technimark LLC	Initial Term Loan	\$24,000.00	30-Jun-2015	1.57	\$37,680.00
Technimark LLC	Initial Term Loan	\$24,000.00	30-Sep-2015	1.82	\$43,680.00
Technimark LLC	Initial Term Loan	\$24,000.00	31-Dec-2015	2.08	\$49,920.00
Technimark LLC	Initial Term Loan	\$24,000.00	31-Mar-2016	2.33	\$55,920.00
Technimark LLC	Initial Term Loan	\$24,000.00	30-Jun-2016	2.58	\$61,920.00
Technimark LLC	Initial Term Loan	\$24,000.00	30-Sep-2016	2.83	\$67,920.00
Technimark LLC	Initial Term Loan	\$24,000.00	31-Dec-2016	3.08	\$73,920.00
Technimark LLC	Initial Term Loan	\$24,000.00	31-Mar-2017	3.33	\$79,920.00
Technimark LLC	Initial Term Loan	\$24,000.00	30-Jun-2017	3.58	\$85,920.00
Technimark LLC	Initial Term Loan	\$24,000.00	30-Sep-2017	3.83	\$91,920.00
Technimark LLC	Initial Term Loan	\$24,000.00	31-Dec-2017	4.08	\$97,920.00
Technimark LLC	Initial Term Loan	\$24,000.00	31-Mar-2018	4.33	\$103,920.00
Technimark LLC	Initial Term Loan	\$24,000.00	30-Jun-2018	4.58	\$109,920.00
Technimark LLC	Initial Term Loan	\$24,000.00	30-Sep-2018	4.83	\$115,920.00
Technimark LLC	Initial Term Loan	\$24,000.00	31-Dec-2018	5.08	\$121,920.00
Technimark LLC	Initial Term Loan	\$24,000.00	31-Mar-2019	5.33	\$127,920.00
Technimark LLC	Initial Term Loan	\$9,049,320.00	17-Apr-2019	5.37	\$48,594,848.40
TeleGuam Holdings LLC	Second Lien Term Loan	\$5,312,500.00	10-Dec-2018	5.02	\$26,668,750.00
Topps Company (The)	Term Loan	\$16,750.00	31-Mar-2014	0.32	\$5,360.00
Topps Company (The)	Term Loan	\$16,750.00	30-Jun-2014	0.57	\$9,547.50
Topps Company (The)	Term Loan	\$16,750.00	30-Sep-2014	0.82	\$13,735.00
Topps Company (The)	Term Loan	\$16,750.00	31-Dec-2014	1.08	\$18,090.00
Topps Company (The)	Term Loan	\$16,750.00	31-Mar-2015	1.32	\$22,110.00
Topps Company (The)	Term Loan	\$16,750.00	30-Jun-2015	1.57	\$26,297.50
Topps Company (The)	Term Loan	\$16,750.00	30-Sep-2015	1.82	\$30,485.00
Topps Company (The)	Term Loan	\$16,750.00	31-Dec-2015	2.08	\$34,840.00
Topps Company (The)	Term Loan	\$16,750.00	31-Mar-2016	2.33	\$39,027.50
Topps Company (The)	Term Loan	\$16,750.00	30-Jun-2016	2.58	\$43,215.00
Topps Company (The)	Term Loan	\$16,750.00	30-Sep-2016	2.83	\$47,402.50
Topps Company (The)	Term Loan	\$16,750.00	31-Dec-2016	3.08	\$51,590.00
Topps Company (The)	Term Loan	\$16,750.00	31-Mar-2017	3.33	\$55,777.50

Issuer	Facility	Amortization Amount	Amort Date	Years Difference	Product Of Amort Amount & Years Diff
Topps Company (The)	Term Loan	\$16,750.00	30-Jun-2017	3.58	\$59,965.00
Topps Company (The)	Term Loan	\$16,750.00	30-Sep-2017	3.83	\$64,152.50
Topps Company (The)	Term Loan	\$16,750.00	31-Dec-2017	4.08	\$68,340.00
Topps Company (The)	Term Loan	\$16,750.00	31-Mar-2018	4.33	\$72,527.50
Topps Company (The)	Term Loan	\$16,750.00	30-Jun-2018	4.58	\$76,715.00
Topps Company (The)	Term Loan	\$16,750.00	30-Sep-2018	4.83	\$80,902.50
Topps Company (The)	Term Loan	\$6,381,750.00	02-Oct-2018	4.83	\$30,823,852.50
TravelCLICK Inc	First Lien Term B Loan	\$18,303.89	31-Dec-2013	0.08	\$1,464.31
TravelCLICK Inc	First Lien Term B Loan	\$18,303.89	31-Mar-2014	0.32	\$5,857.25
TravelCLICK Inc	First Lien Term B Loan	\$18,303.89	30-Jun-2014	0.57	\$10,433.22
TravelCLICK Inc	First Lien Term B Loan	\$18,303.89	30-Sep-2014	0.82	\$15,009.19
TravelCLICK Inc	First Lien Term B Loan	\$18,303.89	31-Dec-2014	1.08	\$19,768.20
TravelCLICK Inc	First Lien Term B Loan	\$18,303.89	31-Mar-2015	1.32	\$24,161.14
TravelCLICK Inc	First Lien Term B Loan	\$18,303.89	30-Jun-2015	1.57	\$28,737.11
TravelCLICK Inc	First Lien Term B Loan	\$18,303.89	30-Sep-2015	1.82	\$33,313.08
TravelCLICK Inc	First Lien Term B Loan	\$18,303.89	31-Dec-2015	2.08	\$38,072.09
TravelCLICK Inc	First Lien Term B Loan	\$6,998,657.19	16-Mar-2016	2.28	\$15,956,938.40
UniTek Global Services Inc	New Incremental Term Loan	\$0.00	31-Dec-2013	0.08	\$0.00
UniTek Global Services Inc	New Incremental Term Loan	\$926.58	31-Mar-2014	0.32	\$296.50
UniTek Global Services Inc	New Incremental Term Loan	\$7,518.14	30-Jun-2014	0.57	\$4,285.34
UniTek Global Services Inc	New Incremental Term Loan	\$7,518.14	30-Sep-2014	0.82	\$6,164.87
UniTek Global Services Inc	New Incremental Term Loan	\$7,518.14	31-Dec-2014	1.08	\$8,119.59
UniTek Global Services Inc	New Incremental Term Loan	\$7,518.14	31-Mar-2015	1.32	\$9,923.94
UniTek Global Services Inc	New Incremental Term Loan	\$7,518.14	30-Jun-2015	1.57	\$11,803.48
UniTek Global Services Inc	New Incremental Term Loan	\$7,518.14	30-Sep-2015	1.82	\$13,683.01
UniTek Global Services Inc	New Incremental Term Loan	\$7,518.14	31-Dec-2015	2.08	\$15,637.73
UniTek Global Services Inc	New Incremental Term Loan	\$7,518.14	31-Mar-2016	2.33	\$17,517.26
UniTek Global Services Inc	New Incremental Term Loan	\$7,518.14	30-Jun-2016	2.58	\$19,396.80
UniTek Global Services Inc	New Incremental Term Loan	\$7,518.14	30-Sep-2016	2.83	\$21,276.33
UniTek Global Services Inc	New Incremental Term Loan	\$7,518.14	31-Dec-2016	3.08	\$23,155.87
UniTek Global Services Inc	New Incremental Term Loan	\$7,518.14	31-Mar-2017	3.33	\$25,035.40
UniTek Global Services Inc	New Incremental Term Loan	\$7,518.14	30-Jun-2017	3.58	\$26,914.94
UniTek Global Services Inc	New Incremental Term Loan	\$7,518.14	30-Sep-2017	3.83	\$28,794.47
UniTek Global Services Inc	New Incremental Term Loan	\$7,518.14	31-Dec-2017	4.08	\$30,674.01
UniTek Global Services Inc	New Incremental Term Loan	\$7,518.14	31-Mar-2018	4.33	\$32,553.54
UniTek Global Services Inc	New Incremental Term Loan	\$2,841,856.54	16-Apr-2018	4.37	\$12,418,913.08
Vision Solutions Inc	Second Lien Term Loan	\$5,600,000.00	24-Jul-2017	3.64	\$20,384,000.00
Wall Street Systems Delaware Inc	First Lien Term Loan	\$10,000.00	31-Dec-2013	0.08	\$800.00
Wall Street Systems Delaware Inc	First Lien Term Loan	\$10,000.00	31-Mar-2014	0.32	\$3,200.00
Wall Street Systems Delaware Inc	First Lien Term Loan	\$10,000.00	30-Jun-2014	0.57	\$5,700.00
Wall Street Systems Delaware Inc	First Lien Term Loan	\$10,000.00	30-Sep-2014	0.82	\$8,200.00
Wall Street Systems Delaware Inc	First Lien Term Loan	\$10,000.00	31-Dec-2014	1.08	\$10,800.00
Wall Street Systems Delaware Inc	First Lien Term Loan	\$10,000.00	31-Mar-2015	1.32	\$13,200.00
Wall Street Systems Delaware Inc	First Lien Term Loan	\$10,000.00	30-Jun-2015	1.57	\$15,700.00
Wall Street Systems Delaware Inc	First Lien Term Loan	\$10,000.00	30-Sep-2015	1.82	\$18,200.00
Wall Street Systems Delaware Inc	First Lien Term Loan	\$10,000.00	31-Dec-2015	2.08	\$20,800.00
Wall Street Systems Delaware Inc	First Lien Term Loan	\$10,000.00	31-Mar-2016	2.33	\$23,300.00
Wall Street Systems Delaware Inc	First Lien Term Loan	\$10,000.00	30-Jun-2016	2.58	\$25,800.00
Wall Street Systems Delaware Inc	First Lien Term Loan	\$10,000.00	30-Sep-2016	2.83	\$28,300.00
Wall Street Systems Delaware Inc	First Lien Term Loan	\$10,000.00	30-Dec-2016	3.08	\$30,800.00
Wall Street Systems Delaware Inc	First Lien Term Loan	\$10,000.00	31-Mar-2017	3.33	\$33,300.00
Wall Street Systems Delaware Inc	First Lien Term Loan	\$10,000.00	30-Jun-2017	3.58	\$35,800.00
Wall Street Systems Delaware Inc	First Lien Term Loan	\$10,000.00	29-Sep-2017	3.82	\$38,200.00
Wall Street Systems Delaware Inc	First Lien Term Loan	\$10,000.00	29-Dec-2017	4.07	\$40,700.00

Issuer	Facility	Amortization Amount	Amort Date	Years Difference	Product Of Amort Amount & Years Diff
Wall Street Systems Delaware Inc	First Lien Term Loan	\$10,000.00	30-Mar-2018	4.32	\$43,200.00
Wall Street Systems Delaware Inc	First Lien Term Loan	\$10,000.00	29-Jun-2018	4.57	\$45,700.00
Wall Street Systems Delaware Inc	First Lien Term Loan	\$10,000.00	28-Sep-2018	4.82	\$48,200.00
Wall Street Systems Delaware Inc	First Lien Term Loan	\$10,000.00	31-Dec-2018	5.08	\$50,800.00
Wall Street Systems Delaware Inc	First Lien Term Loan	\$10,000.00	29-Mar-2019	5.32	\$53,200.00
Wall Street Systems Delaware Inc	First Lien Term Loan	\$10,000.00	28-Jun-2019	5.57	\$55,700.00
Wall Street Systems Delaware Inc	First Lien Term Loan	\$10,000.00	30-Sep-2019	5.83	\$58,300.00
Wall Street Systems Delaware Inc	First Lien Term Loan	\$3,730,000.00	25-Oct-2019	5.9	\$22,007,000.00
Waupaca Foundry Inc	Tranche A-1 Loan	\$123,298.39	31-Dec-2013	0.08	\$9,863.87
Waupaca Foundry Inc	Tranche A-1 Loan	\$123,298.39	30-Jun-2014	0.57	\$70,280.08
Waupaca Foundry Inc	Tranche A-1 Loan	\$123,298.39	31-Dec-2014	1.08	\$133,162.27
Waupaca Foundry Inc	Tranche A-1 Loan	\$123,298.39	30-Jun-2015	1.57	\$193,578.48
Waupaca Foundry Inc	Tranche A-1 Loan	\$123,298.39	31-Dec-2015	2.08	\$256,460.66
Waupaca Foundry Inc	Tranche A-1 Loan	\$123,298.39	30-Jun-2016	2.58	\$318,109.86
Waupaca Foundry Inc	Tranche A-1 Loan	\$123,298.39	31-Dec-2016	3.08	\$379,759.05
Waupaca Foundry Inc	Tranche A-1 Loan	\$8,490,314.45	29-Jun-2017	3.57	\$30,310,422.58
Grand Total		\$303,666,772.40			\$1,410,004,215.23

Interest Coverage Detail

Reinvestment Rate: 0.0121%
 Collection Period Start Date: 05-Nov-2013
 Collection Period End Date: 03-Feb-2014

Maturity	Interest Collected	Calc. Method	PAR	Contract	Current Interest Rate	Payment Date	No. of Days in Period	Scheduled Distribution	No. of Days Reinvested	Reinvestment Interest
ABB Con-Cise Optical Group LLC - Term B-1 Loan										
06-Feb-2019		ACT/360	\$1,542,424.24	5	4.5000%	09-Dec-2013	91	\$17,545.08	56	\$0.33
06-Feb-2019		ACT/360	\$5,090,909.09	7	4.5000%	08-Jan-2014	92	\$58,545.45	26	\$0.51
Arsloane Acquisition LLC - First Lien Tranche B Term Loan										
01-Oct-2019		ACT/360	\$9,600,000.00	1	7.5000%	02-Jan-2014	90	\$169,500.00	32	\$1.82
ASP HHI Acquisition Co Inc - Additional Term Loan										
05-Oct-2018	\$16,244.42									
05-Oct-2018		ACT/360	\$4,033,097.43	8	5.0000%	31-Dec-2013	32	\$17,924.88	34	\$0.20
05-Oct-2018		ACT/360	\$4,033,097.43	8	5.0000%	31-Jan-2014	31	\$17,364.73	3	\$0.02
Attachmate Corporation - First Lien Term Loan										
22-Nov-2017	\$2,013.75									
22-Nov-2017		ACT/360	\$5,430,609.86	23	7.2500%	23-Jan-2014	92	\$100,617.13	11	\$0.37
Attachmate Corporation - Second Lien Term Loan										
22-Nov-2018		ACT/360	\$7,000,000.00	2	11.0000%	23-Jan-2014	92	\$196,777.78	11	\$0.73
Compucom Systems Inc - Term Loan										
11-May-2020	\$23,905.36									
11-May-2020		ACT/360	\$6,982,500.00	7	4.2500%	31-Dec-2013	32	\$26,378.33	34	\$0.30
11-May-2020		ACT/360	\$6,982,500.00	7	4.2500%	31-Jan-2014	31	\$25,554.01	3	\$0.03
CRCI Holdings Inc - Delayed Draw Term Loan										
10-Jul-2019		ACT/360	\$1,687,500.00	1	1.2500%	31-Dec-2013	92	\$5,390.63	34	\$0.06
CRCI Holdings Inc - Dollar Term Loan										
10-Jul-2019		ACT/360	\$5,812,500.00	2	5.0000%	12-Dec-2013	91	\$73,463.54	53	\$1.31
Cunningham Lindsey US Inc - First Lien Initial Term Loan										
10-Dec-2019		ACT/360	\$2,977,500.00	7	5.0000%	31-Dec-2013	92	\$38,045.83	34	\$0.43
Deltek Inc - First Lien Term Loan										
10-Oct-2018		ACT/360	\$213,293.48	7	5.0000%	31-Dec-2013	82	\$2,429.18	34	\$0.03
10-Oct-2018		ACT/360	\$4,401,831.51	8	5.0000%	10-Jan-2014	92	\$56,245.62	24	\$0.45
DG FastChannel Inc - Initial Term Loan										
26-Jul-2018	\$31,501.59									
26-Jul-2018		ACT/360	\$5,214,055.70	11	7.2500%	31-Dec-2013	32	\$33,601.69	34	\$0.38
26-Jul-2018		ACT/360	\$5,214,055.70	11	7.2500%	31-Jan-2014	31	\$32,551.64	3	\$0.03
Edmentum Inc - First Lien Term Loan										
17-May-2018		ACT/360	\$1,927,934.45	1	6.0000%	31-Dec-2013	92	\$29,561.66	34	\$0.34
EIG Investors Corp - Retired - First Lien Term Loan										
11-Nov-2019	\$88,905.74									
First American Payment Systems - First Lien Term Loan										
12-Oct-2018	\$15,602.63									
12-Oct-2018		ACT/360	\$3,602,000.00	5	5.7500%	30-Dec-2013	33	\$18,985.54	35	\$0.22
12-Oct-2018		ACT/360	\$3,602,000.00	5	5.7500%	30-Jan-2014	31	\$17,834.90	4	\$0.02
First American Payment Systems - Second Lien Term Loan										
12-Apr-2019	\$45,150.00									
12-Apr-2019		ACT/360	\$5,600,000.00	2	10.7500%	30-Dec-2013	33	\$55,183.33	35	\$0.65
12-Apr-2019		ACT/360	\$5,600,000.00	2	10.7500%	30-Jan-2014	31	\$51,838.89	4	\$0.07

Maturity	Interest Collected	Calc. Method	PAR	Contract	Current Interest Rate	Payment Date	No. of Days in Period	Scheduled Distribution	No. of Days Reinvested	Reinvestment Interest
First Data Corp - 2017 New Dollar Term Loan										
24-Mar-2017	\$3,548.01									
24-Mar-2017		ACT/360	\$9,050,721.38	9	4.1660%	24-Dec-2013	29	\$30,373.72	41	\$0.42
24-Mar-2017		ACT/360	\$9,050,721.38	9	4.1660%	24-Jan-2014	31	\$32,468.46	10	\$0.11
First Data Corp - 2018B New Term Loan										
24-Sep-2018	\$1,782.73									
24-Sep-2018		ACT/360	\$480,952.38	9	4.1660%	24-Dec-2013	29	\$1,614.05	41	\$0.02
24-Sep-2018		ACT/360	\$480,952.38	9	4.1660%	24-Jan-2014	31	\$1,725.36	10	\$0.01
Generic Drug Holdings Inc - Term B-1 Loan										
17-Aug-2020		ACT/360	\$3,491,250.00	3	5.0000%	31-Dec-2013	91	\$44,125.52	34	\$0.50
Grede I LLC - Term Loan										
02-May-2018	\$3,785.86									
02-May-2018		ACT/360	\$664,185.39	21	4.5000%	16-Dec-2013	61	\$5,064.41	49	\$0.08
02-May-2018		ACT/360	\$664,185.39	23	4.5000%	30-Dec-2013	63	\$5,230.46	35	\$0.06
02-May-2018		ACT/360	\$199,255.62	24	4.5000%	13-Jan-2014	62	\$1,544.23	21	\$0.01
02-May-2018		ACT/360	\$531,348.31	25	4.5000%	18-Dec-2013	30	\$1,992.56	47	\$0.03
02-May-2018		ACT/360	\$531,348.31	25	4.5000%	21-Jan-2014	31	\$2,058.97	13	\$0.01
Healogics Inc - First Lien Term B Loan										
05-Feb-2019		ACT/360	\$8,333.33	8	5.2500%	31-Dec-2013	92	\$111.81	34	\$0.00
05-Feb-2019		ACT/360	\$3,308,333.33	9	5.2500%	31-Dec-2013	92	\$44,386.81	34	\$0.51
Healogics Inc - Second Lien Term Loan										
05-Feb-2020		ACT/360	\$4,000,000.00	3	9.2500%	31-Dec-2013	92	\$94,555.56	34	\$1.08
Help Systems Holdings Inc - First Lien Initial Term Loan										
28-Jun-2019		ACT/360	\$9,600,000.00	2	5.5000%	31-Dec-2013	92	\$134,933.33	34	\$1.54
Hoffmaster Group Inc - First Lien Term Loan										
03-Jan-2018	\$6,530.67									
03-Jan-2018		ACT/360	\$261,654.32	3	6.5000%	23-Dec-2013	91	\$4,299.13	42	\$0.06
03-Jan-2018		ACT/360	\$1,263,347.90	30	6.5000%	23-Jan-2014	92	\$20,985.61	11	\$0.08
iEnergizer Limited - Term Loan										
01-May-2019		ACT/360	\$7,800,000.00	4	7.2500%	31-Dec-2013	92	\$144,516.67	34	\$1.65
Integra Telecom Holdings Inc - Term B Loan										
22-Feb-2019		ACT/360	\$2,158,200.00	1	5.2500%	31-Dec-2013	92	\$28,955.85	34	\$0.33
22-Feb-2019		ACT/360	\$2,180,000.00	4	5.2500%	31-Jan-2014	92	\$29,248.33	3	\$0.03
Jackson Hewitt Inc - Senior Secured Term Loan										
16-Oct-2017		ACT/360	\$9,600,000.00	4	10.0000%	31-Jan-2014	92	\$245,333.33	3	\$0.25
JHCI Acquisition Inc - First Lien Term Loan										
11-Jul-2019	\$53,978.75									
11-Jul-2019		ACT/365 ISDA	\$22,500.00	3	8.0000%	31-Dec-2013	77	\$379.73	34	\$0.00
11-Jul-2019		ACT/360	\$8,791,363.64	4	7.0000%	15-Jan-2014	61	\$104,275.34	19	\$0.67
Mercury Payment Systems LLC - Term Loan										
01-Jul-2017		ACT/360	\$42.55	2	5.5000%	31-Dec-2013	92	\$0.60	34	\$0.00
01-Jul-2017		ACT/365 ISDA	\$0.00	6	6.2500%	31-Dec-2013	81	\$34.39	34	\$0.00
01-Jul-2017		ACT/360	\$979,831.93	7	5.5000%	13-Jan-2014	94	\$14,071.48	21	\$0.10
01-Jul-2017		ACT/360	\$10,041.49	8	5.5000%	31-Dec-2013	61	\$93.58	34	\$0.00
Merrill Communications LLC - Term Loan										
08-Mar-2018	\$69,385.87									
08-Mar-2018		ACT/360	\$11,880,577.27	9	7.2500%	31-Dec-2013	32	\$76,563.72	34	\$0.88
08-Mar-2018		ACT/360	\$11,880,577.27	9	7.2500%	31-Jan-2014	31	\$74,171.10	3	\$0.07
MModal Inc - Term B Loan										
16-Aug-2019		ACT/360	\$3,816,629.21	4	7.5000%	31-Dec-2013	92	\$73,152.06	34	\$0.84
NAB Holdings LLC - Term Loan										
24-Apr-2018		ACT/360	\$2,452,000.00	11	7.0000%	31-Jan-2014	92	\$43,863.56	3	\$0.04

Maturity	Interest Collected	Calc. Method	PAR	Contract	Current Interest Rate	Payment Date	No. of Days in Period	Scheduled Distribution	No. of Days Reinvested	Reinvestment Interest
24-Apr-2018		ACT/360	\$360,500.00	9	7.0000%	31-Dec-2013	92	\$6,448.94	34	\$0.07
National Vision Inc - Term Loan										
02-Aug-2018	\$70,184.07									
02-Aug-2018		ACT/360	\$3,893,333.33	19	7.0000%	09-Dec-2013	32	\$24,225.19	56	\$0.46
02-Aug-2018		ACT/360	\$3,893,333.33	19	7.0000%	09-Jan-2014	31	\$23,468.15	25	\$0.20
New Breed Inc - Term Loan										
01-Oct-2019	\$19,850.00									
01-Oct-2019		ACT/360	\$646,666.67	19	6.0000%	27-Dec-2013	30	\$3,233.33	38	\$0.04
01-Oct-2019		ACT/360	\$646,666.67	19	6.0000%	27-Jan-2014	31	\$3,341.11	7	\$0.01
NexTag Inc - Term Loan										
28-Jan-2016		ACT/360	\$6,640,577.63	6	9.2500%	31-Dec-2013	92	\$156,975.88	34	\$1.79
Otter Products LLC - Term Loan										
29-Apr-2019	\$164,170.42									
Packaging Coordinators Inc - First Lien Term Loan B										
11-May-2020		ACT/360	\$4,987,500.00	4	5.5000%	16-Dec-2013	91	\$69,340.10	49	\$1.14
Presidio Inc - New Term Loan										
31-Mar-2017		ACT/360	\$3,465,000.00	2	5.7500%	31-Dec-2013	92	\$50,916.25	34	\$0.58
Radnet Management Inc - Tranche B Term Loan										
10-Oct-2018		ACT/360	\$3,940,020.61	6	4.2500%	10-Jan-2014	92	\$42,793.00	24	\$0.35
10-Oct-2018		ACT/365 ISDA	\$19,989.70	7	5.5000%	31-Dec-2013	82	\$247.00	34	\$0.00
Renaissance Learning Inc - Retired - Initial Term Loan										
13-Nov-2018	\$26,273.08									
Renfro Corporation - Tranche B Term Loan										
30-Jan-2019	\$36,997.47									
30-Jan-2019		ACT/360	\$101,212.12	3	5.7500%	31-Jan-2014	92	\$1,487.26	3	\$0.00
Roundy's Supermarkets Inc - Tranche B Term Loan										
13-Feb-2019	\$20,846.08									
13-Feb-2019		ACT/365	\$2,639,173.67	25	5.7500%	31-Dec-2013	92	\$38,249.94	34	\$0.44
13-Feb-2019		ACT/365	\$1,005,017.53	32	5.7500%	27-Dec-2013	30	\$4,749.74	38	\$0.06
13-Feb-2019		ACT/365	\$1,005,017.53	32	5.7500%	27-Jan-2014	31	\$4,908.07	7	\$0.01
13-Feb-2019		ACT/365	\$3,590,259.99	33	5.7500%	31-Jan-2014	92	\$52,034.18	3	\$0.05
Sedgwick Claims Management Services Inc - Second Lien Term B Loan										
12-Dec-2018		ACT/360	\$1,500,000.00	3	8.0000%	31-Dec-2013	92	\$30,666.67	34	\$0.35
Sedgwick Claims Management Services Inc - Term B Loan										
12-Jun-2018		ACT/360	\$1,995,000.00	2	4.2500%	31-Dec-2013	92	\$21,667.92	34	\$0.25
SESAC Holdco II LLC - First Lien Term Loan										
08-Feb-2019	\$39,911.73									
08-Feb-2019		ACT/360	\$8,257,600.00	13	6.0000%	20-Dec-2013	28	\$38,535.47	45	\$0.58
08-Feb-2019		ACT/360	\$8,257,600.00	13	6.0000%	21-Jan-2014	31	\$42,664.27	13	\$0.19
SESAC Holdco II LLC - Second Lien Term Loan										
08-Feb-2019	\$16,111.11									
08-Feb-2019		ACT/360	\$2,000,000.00	6	10.0000%	20-Dec-2013	28	\$15,555.56	45	\$0.24
08-Feb-2019		ACT/360	\$2,000,000.00	6	10.0000%	21-Jan-2014	31	\$17,222.22	13	\$0.08
Six3 Systems Inc - Term Loan										
04-Oct-2019	\$13,895.00									
SkillSoft Corporation - New Term Loan										
26-May-2017		ACT/360	\$2,554,761.98	1	5.0000%	31-Dec-2013	92	\$32,644.18	34	\$0.37
SourceHOV LLC - First Lien Term B Loan										
30-Apr-2018	\$20,249.25									
30-Apr-2018		ACT/360	\$4,788,000.00	7	5.2500%	31-Dec-2013	32	\$22,344.00	34	\$0.26
30-Apr-2018		ACT/360	\$4,788,000.00	7	5.2500%	31-Jan-2014	31	\$21,645.75	3	\$0.02
SourceHOV LLC - Second Lien Term Loan										

Maturity	Interest Collected	Calc. Method	PAR	Contract	Current Interest Rate	Payment Date	No. of Days in Period	Scheduled Distribution	No. of Days Reinvested	Reinvestment Interest
30-Apr-2019	\$14,097.22									
30-Apr-2019		ACT/360	\$2,000,000.00	8	8.7500%	31-Dec-2013	32	\$15,555.56	34	\$0.18
30-Apr-2019		ACT/360	\$2,000,000.00	8	8.7500%	31-Jan-2014	31	\$15,069.44	3	\$0.02
Sportsman's Warehouse Inc - First Out Term Loan										
20-Aug-2019		ACT/360	\$9,576,000.00	2	7.2500%	31-Jan-2014	91	\$175,493.50	3	\$0.18
STG-Fairway Acquisitions Inc - First Lien Term Loan										
28-Feb-2019	\$54,625.67									
28-Feb-2019		ACT/360	\$475,699.94	6	6.2500%	31-Dec-2013	32	\$2,642.78	34	\$0.03
28-Feb-2019		ACT/360	\$475,699.94	6	6.2500%	31-Jan-2014	31	\$2,560.19	3	\$0.00
SumTotal Systems LLC - Second Lien Term Loan										
16-May-2019	\$294,687.48									
Technimark LLC - Initial Term Loan										
17-Apr-2019		ACT/360	\$9,576,000.00	2	5.5000%	31-Dec-2013	92	\$134,596.00	34	\$1.54
TeleGuam Holdings LLC - Second Lien Term Loan										
10-Dec-2018		ACT/360	\$5,312,500.00	2	8.7500%	31-Dec-2013	92	\$118,793.40	34	\$1.36
Topps Company (The) - Term Loan										
02-Oct-2018		ACT/360	\$6,700,000.00	1	7.2500%	31-Dec-2013	84	\$113,341.67	34	\$1.30
TravelCLICK Inc - First Lien Term B Loan										
16-Mar-2016	\$34,324.59									
16-Mar-2016		ACT/360	\$7,163,392.22	5	5.7500%	31-Dec-2013	31	\$35,468.74	34	\$0.41
16-Mar-2016		ACT/360	\$7,163,392.22	5	5.7500%	31-Jan-2014	31	\$35,468.74	3	\$0.04
UniTek Global Services Inc - New Incremental Term Loan										
16-Apr-2018	\$35,803.80									
16-Apr-2018		ACT/360	\$2,963,073.34	11	15.0000%	31-Dec-2013	32	\$39,507.64	34	\$0.45
16-Apr-2018		ACT/360	\$2,963,073.34	11	15.0000%	31-Jan-2014	31	\$38,273.03	3	\$0.04
UniTek Global Services Inc - New Incremental Term Loan PIK										
16-Apr-2018	\$2,614.48									
US Ft Holdco Inc - Term Loan										
30-Nov-2017		ACT/360	\$0.00	2	4.5000%	31-Dec-2013	92	\$3,482.28	34	\$0.04
Vision Solutions Inc - Second Lien Term Loan										
24-Jul-2017	\$42,855.56									
24-Jul-2017		ACT/360	\$5,600,000.00	33	9.5000%	31-Dec-2013	32	\$47,288.89	34	\$0.54
24-Jul-2017		ACT/360	\$5,600,000.00	33	9.5000%	31-Jan-2014	31	\$45,811.11	3	\$0.05
Wall Street Systems Delaware Inc - First Lien Term Loan										
25-Oct-2019		ACT/360	\$3,970,000.00	2	5.7500%	31-Dec-2013	92	\$58,336.94	34	\$0.67
Waupaca Foundry Inc - Tranche A-1 Loan										
29-Jun-2017	\$40,753.52									
29-Jun-2017		ACT/360	\$3,594,754.27	7	4.5000%	31-Dec-2013	92	\$41,339.67	34	\$0.47
29-Jun-2017		ACT/360	\$2,214,864.97	9	4.5000%	17-Jan-2014	92	\$25,470.95	17	\$0.15
Web.com Group Inc - First Lien Term Loan										
27-Oct-2017	\$8,613.39									
27-Oct-2017		ACT/360	\$0.00	5	4.5000%	05-Dec-2013	30	\$5,288.82	60	\$0.11
Grand Total	\$1,349,199.30							\$3,984,623.08		\$32.78

Concentration Limitation: (i) Senior Secured Loans, Second Lien Loans, Cash and Eligible Investments

Report Summary

Collateral Principal Amount for Conc. Limits	Report Total	% of CPAD	Requirement	PASS
\$323,501,219.30	\$323,501,219.30	100.0%	>= 90.0%	

Description	Security ID	Asset Type	Security Level	Principal Balance
ABB Con-Cise Optical Group LLC - Term B-1 Loan	ABBCONCSE_TB1	Loan	Senior Secured	\$6,633,333.34
Arsloane Acquisition LLC - First Lien Tranche B Term Loan	ARSLOANE_TRB	Loan	Senior Secured	\$9,600,000.00
ASP HHI Acquisition Co Inc - Additional Term Loan	ASPHHIACQ_RTL	Loan	Senior Secured	\$4,033,097.43
Attachmate Corporation - First Lien Term Loan	ATTCHMTE_FL	Loan	Senior Secured	\$5,430,609.86
Attachmate Corporation - Second Lien Term Loan	ATCHMTECRP_SL	Loan	Second Lien	\$7,000,000.00
Compucom Systems Inc - Term Loan	COMPUCOMSY_TL	Loan	Senior Secured	\$6,982,500.00
CRCI Holdings Inc - Delayed Draw Term Loan	CRCHOLDG_DDTL	Loan	Senior Secured	\$1,687,500.00
CRCI Holdings Inc - Dollar Term Loan	CRCIHLDG_USTL	Loan	Senior Secured	\$5,812,500.00
Cunningham Lindsey US Inc - First Lien Initial Term Loan	CUNINGHLIND_FL	Loan	Senior Secured	\$2,977,500.00
Deltek Inc - First Lien Term Loan	DELTEKINC_FL	Loan	Senior Secured	\$4,615,125.00
DG FastChannel Inc - Initial Term Loan	DGFSTCHNL_TLB	Loan	Senior Secured	\$5,214,055.70
Edmentum Inc - First Lien Term Loan	PLATOINC_TL	Loan	Senior Secured	\$1,927,934.45
Eligible Principal Investments	Eligible Principal Investments	Eligible Principal Investments	Senior Secured	\$19,835,766.90
First American Payment Systems - First Lien Term Loan	1STAMRPYMT_FL	Loan	Senior Secured	\$3,602,000.00
First American Payment Systems - Second Lien Term Loan	1STAMRPYMT_SL	Loan	Second Lien	\$5,600,000.00
First Data Corp - 2017 New Dollar Term Loan	1STDATA_RE17TL	Loan	Senior Secured	\$9,050,721.38
First Data Corp - 2018B New Term Loan	1STDAT_18BNTL	Loan	Senior Secured	\$480,952.38
Generic Drug Holdings Inc - Term B-1 Loan	GNRCDRGH_TB1L	Loan	Senior Secured	\$3,491,250.00
Grede I LLC - Term Loan	GREDEILLC_TL	Loan	Senior Secured	\$2,058,974.70
Healogics Inc - First Lien Term B Loan	HEALOGICS_FL	Loan	Senior Secured	\$3,316,666.66
Healogics Inc - Second Lien Term Loan	HEALOGICIN_SL	Loan	Second Lien	\$4,000,000.00
Help Systems Holdings Inc - First Lien Initial Term Loan	HELPSYS_TL	Loan	Senior Secured	\$9,600,000.00
Hoffmaster Group Inc - First Lien Term Loan	HOFFMSTRGP_TL	Loan	Senior Secured	\$1,909,788.00
iEnergizer Limited - Term Loan	IENERGZRLD_TL	Loan	Senior Secured	\$7,800,000.00
Integra Telecom Holdings Inc - Term B Loan	INTGTLCMH_TBL	Loan	Senior Secured	\$4,338,200.00
Jackson Hewitt Inc - Senior Secured Term Loan	JCKSNHWT_SSTL	Loan	Senior Secured	\$9,600,000.00
JHCI Acquisition Inc - First Lien Term Loan	JACOBSON_1TL	Loan	Senior Secured	\$8,813,863.64
Mercury Payment Systems LLC - Term Loan	MRCRYPYMT_TL	Loan	Senior Secured	\$989,915.97
Merrill Communications LLC - Term Loan	MERILCOM_TL	Loan	Senior Secured	\$11,880,577.27
MModal Inc - Term B Loan	MMODAL_BTL	Loan	Senior Secured	\$3,816,629.21
NAB Holdings LLC - Term Loan	NABHOLDNG_TL	Loan	Senior Secured	\$2,812,500.00
National Vision Inc - Term Loan	NTLVISN_TL	Loan	Senior Secured	\$3,893,333.33
New Breed Inc - Term Loan	NEWBREDINC_TL	Loan	Senior Secured	\$3,903,333.33
NexTag Inc - Term Loan	NEXTAGINC_TL	Loan	Senior Secured	\$6,640,577.63
Otter Products LLC - Term Loan	OTTERPRDCT_TL	Loan	Senior Secured	\$12,166,000.00
Packaging Coordinators Inc - First Lien Term Loan B	PCKNGCOORD_FL	Loan	Senior Secured	\$4,987,500.00
Presidio Inc - New Term Loan	PRESIDIO_FLTL	Loan	Senior Secured	\$3,465,000.00
Radnet Management Inc - Tranche B Term Loan	RADNTMNGE_NTL	Loan	Senior Secured	\$3,960,010.30
Renfro Corporation - Tranche B Term Loan	RENFRO_TLB	Loan	Senior Secured	\$2,646,666.67
Roundy's Supermarkets Inc - Tranche B Term Loan	77999V9T1	Loan	Senior Secured	\$8,909,480.40
Sedgwick Claims Management Services Inc - Second Lien Term B Loan	SDGCLMNGSV_SL	Loan	Second Lien	\$1,500,000.00
Sedgwick Claims Management Services Inc - Term B Loan	SDGWCKCMS_FL	Loan	Senior Secured	\$1,995,000.00

Description	Security ID	Asset Type	Security Level	Principal Balance
SESAC Holdco II LLC - First Lien Term Loan	SESACHLDCO_FL	Loan	Senior Secured	\$8,257,600.00
SESAC Holdco II LLC - Second Lien Term Loan	SESACHLDII_SL	Loan	Second Lien	\$2,000,000.00
SkillSoft Corporation - New Term Loan	SKILLSFT_NTL	Loan	Senior Secured	\$2,554,761.98
SourceHOV LLC - First Lien Term B Loan	SOURCEHOV_FL	Loan	Senior Secured	\$4,788,000.00
SourceHOV LLC - Second Lien Term Loan	SRCEHOV_SL	Loan	Second Lien	\$2,000,000.00
Sportsman's Warehouse Inc - First Out Term Loan	SPRTSMNW_FOTL	Loan	Senior Secured	\$9,576,000.00
STG-Fairway Acquisitions Inc - First Lien Term Loan	FRSTADVCRP_FL	Loan	Senior Secured	\$3,457,625.00
SumTotal Systems LLC - Second Lien Term Loan	SUMTOTLSYS_SL	Loan	Second Lien	\$11,250,000.00
Technimark LLC - Initial Term Loan	TECHNIMRK_ITL	Loan	Senior Secured	\$9,576,000.00
TeleGuam Holdings LLC - Second Lien Term Loan	TELEGUAMHD_SL	Loan	Second Lien	\$5,312,500.00
Topps Company (The) - Term Loan	TOPSCOMPNY_TL	Loan	Senior Secured	\$6,700,000.00
TravelCLICK Inc - First Lien Term B Loan	TRVLCLCK_FLTB	Loan	Senior Secured	\$7,163,392.22
UniTek Global Services Inc - New Incremental Term Loan	UNITKGLB_NITL	Loan	Senior Secured	\$2,963,073.34
Vision Solutions Inc - Second Lien Term Loan	VISNSOLT_SLTL	Loan	Second Lien	\$5,600,000.00
Wall Street Systems Delaware Inc - First Lien Term Loan	WALSTSYSDE_FL	Loan	Senior Secured	\$3,970,000.00
Waupaca Foundry Inc - Tranche A-1 Loan	WAUPACFND_TA1	Loan	Senior Secured	\$9,353,403.21
Grand Total				\$323,501,219.30

Concentration Limitation: (ii) Second Lien Loans

Report Summary	Collateral Principal Amount for Conc. Limits	Report Total	% of CPAD	Requirement	
	\$323,501,219.30	\$44,262,500.00	13.7%	<= 15.0%	PASS

Security	Security ID	Asset Type	Security Level	Principal Balance
Attachmate Corporation - Second Lien Term Loan	ATCHMTECRP_SL	Loan	Second Lien	\$7,000,000.00
First American Payment Systems - Second Lien Term Loan	1STAMPYMT_SL	Loan	Second Lien	\$5,600,000.00
Healogics Inc - Second Lien Term Loan	HEALOGICIN_SL	Loan	Second Lien	\$4,000,000.00
Sedgwick Claims Management Services Inc - Second Lien Term B Loan	SDGCLMNGSV_SL	Loan	Second Lien	\$1,500,000.00
SESAC Holdco II LLC - Second Lien Term Loan	SESACHLDII_SL	Loan	Second Lien	\$2,000,000.00
SourceHOV LLC - Second Lien Term Loan	SRCEHOV_SL	Loan	Second Lien	\$2,000,000.00
SumTotal Systems LLC - Second Lien Term Loan	SUMTOTLSYS_SL	Loan	Second Lien	\$11,250,000.00
TeleGuam Holdings LLC - Second Lien Term Loan	TELEGUAMHD_SL	Loan	Second Lien	\$5,312,500.00
Vision Solutions Inc - Second Lien Term Loan	VISNSOLT_SLTL	Loan	Second Lien	\$5,600,000.00
Grand Total				\$44,262,500.00

Concentration Limitation: (iii) Bonds

Report Summary

Collateral Principal Amount for Conc. Limits	Report Total	% of CPAD	Requirement	
\$323,501,219.30	\$0.00	0.0%	<= 10.0%	PASS

No records matched the report criteria or there is no data available.

Concentration Limitation: (iv) Seventh highest Obligor

Report Summary	Collateral Principal Amount for Conc. Limits	Report Total	% of CPAD	Requirement	
	\$323,501,219.30	\$9,600,000.00	3.0%	<= 3.0%	PASS

Affiliated Issuer	Principal Balance
Arsloane Acquisition LLC	\$9,600,000.00
Grand Total	\$9,600,000.00

Concentration Limitation: (iv) Fourth highest Obligor

Report Summary	Collateral Principal Amount for Conc. Limits	Report Total	% of CPAD	Requirement	
	\$323,501,219.30	\$11,250,000.00	3.5%	<= 3.5%	PASS

Affiliated Issuer	Principal Balance
SumTotal Systems LLC	\$11,250,000.00
Grand Total	\$11,250,000.00

Concentration Limitation: (iv) Highest Obligor

Report Summary

Collateral Principal Amount for Conc. Limits	Report Total	% of CPAD	Requirement	
\$323,501,219.30	\$12,430,609.86	3.8%	<= 4.0%	PASS

Affiliated Issuer

Attachmate Corporation

Principal Balance

\$12,430,609.86

Grand Total **\$12,430,609.86**

Concentration Limitation: (iv) Top Ten Obligor and Obligor Ratings at purchase

Top 10 Obligors	\$105,936,787.13
Collateral Principal Amount	\$323,501,219.30
Percent of Collateral Principal Amount:	32.7470%
Highest Obligor with Moody's DP Rating < B3 and S&P Rating < B- at purchase	\$2,963,073.34
Percent of Collateral Principal Amount:	0.9159%
Max threshold if Top Obligor > 33%	N/A
Result:	N/A

Security	Security ID	Principal Balance	Moody's DP Rating at Purchase	S&P Rating at Purchase	% Of CPA
ABB Con-Cise Optical Group LLC					
ABB Con-Cise Optical Group LLC - Term B-1 Loan	ABBCONCSE_TB1	\$6,633,333.34	B2	B	2.0505%
	ABB Con-Cise Optical Group LLC Subtotal	\$6,633,333.34			2.0505%
Arsloane Acquisition LLC					
Arsloane Acquisition LLC - First Lien Tranche B Term Loan	ARSLOANE_TRB	\$9,600,000.00	B2	B+	2.9675%
	Arsloane Acquisition LLC Subtotal	\$9,600,000.00			2.9675%
ASP HHI Acquisition Co Inc					
ASP HHI Acquisition Co Inc - Additional Term Loan	ASPHHIACQ_RTL	\$4,033,097.43	B1	B+	1.2467%
	ASP HHI Acquisition Co Inc Subtotal	\$4,033,097.43			1.2467%
Attachmate Corporation					
Attachmate Corporation - First Lien Term Loan	ATTCHMTE_FL	\$5,430,609.86	B2	B	1.6787%
Attachmate Corporation - Second Lien Term Loan	ATCHMTECRP_SL	\$7,000,000.00	B2	BB-	2.1638%
	Attachmate Corporation Subtotal	\$12,430,609.86			3.8425%
Compucom Systems Inc					
Compucom Systems Inc - Term Loan	COMPUCOMSY_TL	\$6,982,500.00	B2	B	2.1584%
	Compucom Systems Inc Subtotal	\$6,982,500.00			2.1584%
CRCI Holdings Inc					
CRCI Holdings Inc - Delayed Draw Term Loan	CRCHOLDG_DDTL	\$1,687,500.00	B3	***	0.5216%
CRCI Holdings Inc - Dollar Term Loan	CRCIHLDG_USTL	\$5,812,500.00	B3	***	1.7967%
	CRCI Holdings Inc Subtotal	\$7,500,000.00			2.3184%
Cunningham Lindsey US Inc					
Cunningham Lindsey US Inc - First Lien Initial Term Loan	CUNINGHLIND_FL	\$2,977,500.00	B1	B	0.9204%
	Cunningham Lindsey US Inc Subtotal	\$2,977,500.00			0.9204%
Deltek Inc					
Deltek Inc - First Lien Term Loan	DELTEKINC_FL	\$4,615,125.00	B3	B	1.4266%
	Deltek Inc Subtotal	\$4,615,125.00			1.4266%

Security	Security ID	Principal Balance	Moody's DP Rating at Purchase	S&P Rating at Purchase	% Of CPA
DG FastChannel Inc					
DG FastChannel Inc - Initial Term Loan	DGFSTCHNL_TLB	\$5,214,055.70	B2	B+	1.6118%
	DG FastChannel Inc Subtotal	\$5,214,055.70			1.6118%
Edmentum Inc					
Edmentum Inc - First Lien Term Loan	PLATOINC_TL	\$1,927,934.45	B2	BB-	0.5960%
	Edmentum Inc Subtotal	\$1,927,934.45			0.5960%
First American Payment Systems					
First American Payment Systems - First Lien Term Loan	1STAMRPYMT_FL	\$3,602,000.00	B2	B	1.1134%
First American Payment Systems - Second Lien Term Loan	1STAMRPYMT_SL	\$5,600,000.00	Caa1	B	1.7311%
	First American Payment Systems Subtotal	\$9,202,000.00			2.8445%
First Data Corp					
First Data Corp - 2017 New Dollar Term Loan	1STDATA_RE17TL	\$9,050,721.38	B3	B	2.7977%
First Data Corp - 2018B New Term Loan	1STDAT_18BNTL	\$480,952.38	B3	B	0.1487%
	First Data Corp Subtotal	\$9,531,673.76			2.9464%
Generic Drug Holdings Inc					
Generic Drug Holdings Inc - Term B-1 Loan	GNRCDRGH_TB1L	\$3,491,250.00	B2	B	1.0792%
	Generic Drug Holdings Inc Subtotal	\$3,491,250.00			1.0792%
Grede I LLC					
Grede I LLC - Term Loan	GREDEILLC_TL	\$2,058,974.70	B1	B+	0.6365%
	Grede I LLC Subtotal	\$2,058,974.70			0.6365%
Healogics Inc					
Healogics Inc - First Lien Term B Loan	HEALOGICS_FL	\$3,316,666.66	B2	B	1.0252%
Healogics Inc - Second Lien Term Loan	HEALOGICIN_SL	\$4,000,000.00	Caa1	B	1.2365%
	Healogics Inc Subtotal	\$7,316,666.66			2.2617%
Help Systems Holdings Inc					
Help Systems Holdings Inc - First Lien Initial Term Loan	HELPSYS_TL	\$9,600,000.00	***	B	2.9675%
	Help Systems Holdings Inc Subtotal	\$9,600,000.00			2.9675%
Hoffmaster Group Inc					
Hoffmaster Group Inc - First Lien Term Loan	HOFFMSTRGP_TL	\$1,909,788.00	B3	B	0.5903%
	Hoffmaster Group Inc Subtotal	\$1,909,788.00			0.5903%
iEnergizer Limited					
iEnergizer Limited - Term Loan	IENERGZRLD_TL	\$7,800,000.00	B2	B	2.4111%
	iEnergizer Limited Subtotal	\$7,800,000.00			2.4111%
Integra Telecom Holdings Inc					
Integra Telecom Holdings Inc - Term B Loan	INTGTLCMH_TBL	\$4,338,200.00	B3	B+	1.3410%
	Integra Telecom Holdings Inc Subtotal	\$4,338,200.00			1.3410%
Jackson Hewitt Inc					
Jackson Hewitt Inc - Senior Secured Term Loan	JCKSNHWT_SSTL	\$9,600,000.00	***	***	2.9675%

	Jackson Hewitt Inc Subtotal	\$9,600,000.00			2.9675%
JHCI Acquisition Inc					
JHCI Acquisition Inc - First Lien Term Loan	JACOBSON_1TL	\$8,813,863.64	B3	B-	2.7245%
	JHCI Acquisition Inc Subtotal	\$8,813,863.64			2.7245%
Mercury Payment Systems LLC					
Mercury Payment Systems LLC - Term Loan	MRCRYPYMT_TL	\$989,915.97	B1	B+	0.3060%
	Mercury Payment Systems LLC Subtotal	\$989,915.97			0.3060%
Merrill Communications LLC					
Merrill Communications LLC - Term Loan	MERILCOM_TL	\$11,880,577.27	B3	B-	3.6725%
	Merrill Communications LLC Subtotal	\$11,880,577.27			3.6725%
MModal Inc					
MModal Inc - Term B Loan	MMODAL_BTL	\$3,816,629.21	B2	B-	1.1798%
	MModal Inc Subtotal	\$3,816,629.21			1.1798%
NAB Holdings LLC					
NAB Holdings LLC - Term Loan	NABHOLDNG_TL	\$2,812,500.00	B1	BB-	0.8694%
	NAB Holdings LLC Subtotal	\$2,812,500.00			0.8694%
National Vision Inc					
National Vision Inc - Term Loan	NTLVISN_TL	\$3,893,333.33	B2	B+	1.2035%
	National Vision Inc Subtotal	\$3,893,333.33			1.2035%
New Breed Inc					
New Breed Inc - Term Loan	NEWBREDINC_TL	\$3,903,333.33	B2	B	1.2066%
	New Breed Inc Subtotal	\$3,903,333.33			1.2066%
NexTag Inc					
NexTag Inc - Term Loan	NEXTAGINC_TL	\$6,640,577.63	Caa1	B-	2.0527%
	NexTag Inc Subtotal	\$6,640,577.63			2.0527%
Otter Products LLC					
Otter Products LLC - Term Loan	OTTERPRDCT_TL	\$12,166,000.00	B1	B+	3.7607%
	Otter Products LLC Subtotal	\$12,166,000.00			3.7607%
Packaging Coordinators Inc					
Packaging Coordinators Inc - First Lien Term Loan B	PCKNGCOORD_FL	\$4,987,500.00	Caa1	***	1.5417%
	Packaging Coordinators Inc Subtotal	\$4,987,500.00			1.5417%
Presidio Inc					
Presidio Inc - New Term Loan	PRESIDIO_FLTL	\$3,465,000.00	B1	B+	1.0711%
	Presidio Inc Subtotal	\$3,465,000.00			1.0711%
Radnet Management Inc					
Radnet Management Inc - Tranche B Term Loan	RADNTMNGE_NTL	\$3,960,010.30	B2	B	1.2241%
	Radnet Management Inc Subtotal	\$3,960,010.30			1.2241%
Renfro Corporation					
Renfro Corporation - Tranche B Term Loan	RENFRO_TLB	\$2,646,666.67	B2	B	0.8181%
	Renfro Corporation Subtotal	\$2,646,666.67			0.8181%

Roundy's Supermarkets Inc					
Roundy's Supermarkets Inc - Tranche B Term Loan	77999V9T1	\$8,909,480.40	B3	B-	2.7541%
Roundy's Supermarkets Inc Subtotal		\$8,909,480.40			2.7541%
Sedgwick CMS Holdings Inc					
Sedgwick Claims Management Services Inc - Second Lien Term B Loan	SDGCLMNGSV_SL	\$1,500,000.00	Caa1	B	0.4637%
Sedgwick Claims Management Services Inc - Term B Loan	SDGWCKCMS_FL	\$1,995,000.00	B2	B	0.6167%
Sedgwick CMS Holdings Inc Subtotal		\$3,495,000.00			1.0804%
SESAC Holdco II LLC					
SESAC Holdco II LLC - First Lien Term Loan	SESACHLDCO_FL	\$8,257,600.00	B2	B	2.5526%
SESAC Holdco II LLC - Second Lien Term Loan	SESACHLDII_SL	\$2,000,000.00	Caa1	B	0.6182%
SESAC Holdco II LLC Subtotal		\$10,257,600.00			3.1708%
SkillSoft Corporation					
SkillSoft Corporation - New Term Loan	SKILLSFT_NTL	\$2,554,761.98	B2	B	0.7897%
SkillSoft Corporation Subtotal		\$2,554,761.98			0.7897%
SourceHOV LLC					
SourceHOV LLC - First Lien Term B Loan	SOURCEHOV_FL	\$4,788,000.00	B2	B	1.4801%
SourceHOV LLC - Second Lien Term Loan	SRCEHOV_SL	\$2,000,000.00	Caa1	B	0.6182%
SourceHOV LLC Subtotal		\$6,788,000.00			2.0983%
Sportsman's Warehouse Inc					
Sportsman's Warehouse Inc - First Out Term Loan	SPRTSMNW_FOTL	\$9,576,000.00	B2	B	2.9601%
Sportsman's Warehouse Inc Subtotal		\$9,576,000.00			2.9601%
STG-Fairway Acquisitions Inc					
STG-Fairway Acquisitions Inc - First Lien Term Loan	FRSTADVCRP_FL	\$3,457,625.00	***	B	1.0688%
STG-Fairway Acquisitions Inc Subtotal		\$3,457,625.00			1.0688%
SumTotal Systems LLC					
SumTotal Systems LLC - Second Lien Term Loan	SUMTOTLSYS_SL	\$11,250,000.00	Caa2	B	3.4776%
SumTotal Systems LLC Subtotal		\$11,250,000.00			3.4776%
Technimark LLC					
Technimark LLC - Initial Term Loan	TECHNIMRK_ITL	\$9,576,000.00	***	***	2.9601%
Technimark LLC Subtotal		\$9,576,000.00			2.9601%
TeleGuam Holdings LLC					
TeleGuam Holdings LLC - Second Lien Term Loan	TELEGUAMHD_SL	\$5,312,500.00	***	***	1.6422%
TeleGuam Holdings LLC Subtotal		\$5,312,500.00			1.6422%
Topps Company (The)					
Topps Company (The) - Term Loan	TOPSCOMPNY_TL	\$6,700,000.00	B2	B	2.0711%
Topps Company (The) Subtotal		\$6,700,000.00			2.0711%
TravelCLICK Inc					
TravelCLICK Inc - First Lien Term B Loan	TRVLCLCK_FLTB	\$7,163,392.22	B2	B	2.2143%
TravelCLICK Inc Subtotal		\$7,163,392.22			2.2143%
UniTek Global Services Inc					
UniTek Global Services Inc - New Incremental Term Loan	UNITKGLB_NITL	\$2,963,073.34	Caa2	CCC-	0.9159%

	UniTek Global Services Inc Subtotal	\$2,963,073.34			0.9159%
Vision Solutions Inc					
Vision Solutions Inc - Second Lien Term Loan	VISNSOLT_SLTL	<u>\$5,600,000.00</u>	B2	B+	<u>1.7311%</u>
	Vision Solutions Inc Subtotal	\$5,600,000.00			1.7311%
Wall Street Systems Delaware Inc					
Wall Street Systems Delaware Inc - First Lien Term Loan	WALSTSYSDE_FL	<u>\$3,970,000.00</u>	B3	B	<u>1.2272%</u>
	Wall Street Systems Delaware Inc Subtotal	\$3,970,000.00			1.2272%
Waupaca Foundry Inc					
Waupaca Foundry Inc - Tranche A-1 Loan	WAUPACFND_TA1	<u>\$9,353,403.21</u>	B1	B+	<u>2.8913%</u>
	Waupaca Foundry Inc Subtotal	\$9,353,403.21			2.8913%
	Grand Total	<u>\$303,665,452.40</u>			<u>93.8684%</u>

Concentration Limitation: (v) Highest Obligor having Moody's Rating based on credit estimates and/or private ratings, per clause (a)

Report Summary

Collateral Principal Amount for Conc. Limits	Report Total	% of CPAD	Requirement	PASS
\$323,501,219.30	\$9,600,000.00	3.0%	<= 3.0%	

Affiliated Issuer
Jackson Hewitt Inc

Principal Balance
\$9,600,000.00

Grand Total \$9,600,000.00

Concentration Limitation: (vi) Moody's Default Probability Rating of "Caa1" or below (other than a Defaulted Obligation)

Report Summary

Collateral Principal Amount Excl Def	Report Total	% of CPADef	Requirement	PASS
\$323,501,219.30	\$63,415,405.19	19.6%	<= 20.0%	

Security	Security ID	Asset Type	Moody's DP Rating	Principal Balance
First American Payment Systems - Second Lien Term Loan	1STAMRPYMT_SL	Loan	Caa1	\$5,600,000.00
Healogics Inc - Second Lien Term Loan	HEALOGICIN_SL	Loan	Caa1	\$4,000,000.00
Jackson Hewitt Inc - Senior Secured Term Loan	JCKSNHWT_SSTL	Loan	***	\$9,600,000.00
MModal Inc - Term B Loan	MMODAL_BTL	Loan	Caa1	\$3,816,629.21
NexTag Inc - Term Loan	NEXTAGINC_TL	Loan	Caa1	\$6,640,577.63
Packaging Coordinators Inc - First Lien Term Loan B	PCKNGCOORD_FL	Loan	Caa1	\$4,987,500.00
Sedgwick Claims Management Services Inc - Second Lien Term B Loan	SDGCLMNGSV_SL	Loan	Caa1	\$1,500,000.00
SESAC Holdco II LLC - Second Lien Term Loan	SESACHLDII_SL	Loan	Caa1	\$2,000,000.00
SourceHOV LLC - Second Lien Term Loan	SRCEHOV_SL	Loan	Caa1	\$2,000,000.00
STG-Fairway Acquisitions Inc - First Lien Term Loan	FRSTADVCRP_FL	Loan	***	\$3,457,625.00
SumTotal Systems LLC - Second Lien Term Loan	SUMTOTLSYS_SL	Loan	Caa1	\$11,250,000.00
UniTek Global Services Inc - New Incremental Term Loan	UNITKGLB_NITL	Loan	Caa2	\$2,963,073.34
Vision Solutions Inc - Second Lien Term Loan	VISNSOLT_SLTL	Loan	Caa1	\$5,600,000.00
Grand Total				\$63,415,405.19

Concentration Limitation: (vii) S&P Rating of "CCC+" or below (other than a Defaulted Obligation)

Report Summary

Collateral Principal Amount Excl Def	Report Total	% of CPADef	Requirement	
\$323,501,219.30	\$2,963,073.34	0.9%	<= 12.5%	PASS

Security	Security ID	Asset Type	S&P Rating	Principal Balance
UniTek Global Services Inc - New Incremental Term Loan	UNITKGLB_NITL	Loan	CCC-	\$2,963,073.34
Grand Total				\$2,963,073.34

Concentration Limitation: (viii) Fixed Rate Obligations

Report Summary	Collateral Principal Amount for Conc. Limits	Report Total	% of CPAD	Requirement	
	\$323,501,219.30	\$0.00	0.0%	<= 5.0%	PASS

No records matched the report criteria or there is no data available.

Concentration Limitation: (ix) Unsecured Loans or Subordinate Loans

Report Summary

Collateral Principal Amount for Conc. Limits	Report Total	% of CPAD	Requirement	
\$323,501,219.30	\$0.00	0.0%	<= 5.0%	PASS

No records matched the report criteria or there is no data available.

Concentration Limitation: (x) Collateral Obligations that have a portion that may be convertible into or exchangeable for an Equity Security

Report Summary

Collateral Principal Amount for Conc. Limits	Report Total	% of CPAD	Requirement	
\$323,501,219.30	\$0.00	0.0%	<= 10.0%	PASS

No records matched the report criteria or there is no data available.

Concentration Limitation: (xi) DIP Collateral Obligations

Report Summary

Collateral Principal Amount for Conc. Limits	Report Total	% of CPAD	Requirement	
\$323,501,219.30	\$0.00	0.0%	<= 5.0%	PASS

No records matched the report criteria or there is no data available.

Concentration Limitation: (xii) Delayed Drawdown Collateral Obligations or Revolving Collateral Obligations

Report Summary	Collateral Principal Amount for Conc. Limits	Report Total	% of CPAD	Requirement	PASS
	\$323,501,219.30	\$1,687,500.00	0.5%	<= 10.0%	

Security	Security ID	Asset Type	Par Amount	Outstanding	PrincipalBalance
Delayed Draw Security					
CRCI Holdings Inc - Delayed Draw Term Loan	CRCHOLDG_DDTL	Loan	\$1,687,500.00	\$0.00	\$1,687,500.00
				Delayed Draw Security Subtotal	\$1,687,500.00
				Grand Total	\$1,687,500.00

Concentration Limitation: (xii) Revolving Collateral Obligations

Report Summary

Collateral Principal Amount for Conc. Limits	Report Total	% of CPAD	Requirement	
\$323,501,219.30	\$0.00	0.0%	<= 3.0%	PASS

No records matched the report criteria or there is no data available.

Concentration Limitation: (xiii) Participation Interests

Report Summary

Collateral Principal Amount for Conc. Limits	Report Total	% of CPAD	Requirement	
\$323,501,219.30	\$0.00	0.0%	<= 20.0%	PASS

No records matched the report criteria or there is no data available.

Concentration Limitation: (xiv) Third Party Credit Exposure

Report Summary

Collateral Principal Amount for Conc. Limits	Report Total	% of CPAD	Requirement	
\$323,501,219.30	\$0.00	0.0%	<= 20.0%	PASS

No records matched the report criteria or there is no data available.

Concentration Limitation: (xiv) Third Party Credit Exposure - Aggregate Limit (S&P: A)

Report Summary

Collateral Principal Amount for Conc. Limits	Report Total	% of CPAD	Requirement	
\$323,501,219.30	\$0.00	0.0%	<= 5.0%	PASS

No records matched the report criteria or there is no data available.

Concentration Limitation: (xiv) Third Party Credit Exposure - Aggregate Limit (S&P: A+)

Report Summary

Collateral Principal Amount for Conc. Limits	Report Total	% of CPAD	Requirement	
\$323,501,219.30	\$0.00	0.0%	<= 5.0%	PASS

No records matched the report criteria or there is no data available.

Concentration Limitation: (xiv) Third Party Credit Exposure - Aggregate Limit (S&P: AA)

Report Summary

Collateral Principal Amount for Conc. Limits	Report Total	% of CPAD	Requirement	
\$323,501,219.30	\$0.00	0.0%	<= 10.0%	PASS

No records matched the report criteria or there is no data available.

Concentration Limitation: (xiv) Third Party Credit Exposure - Aggregate Limit (S&P: AA-)

Report Summary	Collateral Principal Amount for Conc. Limits	Report Total	% of CPAD	Requirement	
	\$323,501,219.30	\$0.00	0.0%	<= 10.0%	PASS

No records matched the report criteria or there is no data available.

Concentration Limitation: (xiv) Third Party Credit Exposure - Aggregate Limit (S&P: AA+)

Report Summary	Collateral Principal Amount for Conc. Limits	Report Total	% of CPAD	Requirement	
	\$323,501,219.30	\$0.00	0.0%	<= 10.0%	PASS

No records matched the report criteria or there is no data available.

Concentration Limitation: (xiv) Third Party Credit Exposure - Aggregate Limit (S&P: AAA)

Report Summary	Collateral Principal Amount for Conc. Limits	Report Total	% of CPAD	Requirement	
	\$323,501,219.30	\$0.00	0.0%	<= 20.0%	PASS

No records matched the report criteria or there is no data available.

Concentration Limitation: (xiv) Third Party Credit Exposure - Individual Limit (S&P: A)

Report Summary

Collateral Principal Amount for Conc. Limits	Report Total	% of CPAD	Requirement	
\$323,501,219.30	\$0.00	0.0%	<= 5.0%	PASS

No records matched the report criteria or there is no data available.

Concentration Limitation: (xiv) Third Party Credit Exposure - Individual Limit (S&P: A+)

Report Summary

Collateral Principal Amount for Conc. Limits	Report Total	% of CPAD	Requirement	
\$323,501,219.30	\$0.00	0.0%	<= 5.0%	PASS

No records matched the report criteria or there is no data available.

Concentration Limitation: (xiv) Third Party Credit Exposure - Individual Limit (S&P: AA)

Report Summary

Collateral Principal Amount for Conc. Limits	Report Total	% of CPAD	Requirement	
\$323,501,219.30	\$0.00	0.0%	<= 10.0%	PASS

No records matched the report criteria or there is no data available.

Concentration Limitation: (xiv) Third Party Credit Exposure - Individual Limit (S&P: AA-)

Report Summary

Collateral Principal Amount for Conc. Limits	Report Total	% of CPAD	Requirement	
\$323,501,219.30	\$0.00	0.0%	<= 10.0%	PASS

No records matched the report criteria or there is no data available.

Concentration Limitation: (xiv) Third Party Credit Exposure - Individual Limit (S&P: AA+)

Report Summary

Collateral Principal Amount for Conc. Limits	Report Total	% of CPAD	Requirement	
\$323,501,219.30	\$0.00	0.0%	<= 10.0%	PASS

No records matched the report criteria or there is no data available.

Concentration Limitation: (xiv) Third Party Credit Exposure - Individual Limit (S&P: AAA)

Report Summary	Collateral Principal Amount for Conc. Limits	Report Total	% of CPAD	Requirement	
	\$323,501,219.30	\$0.00	0.0%	<= 20.0%	PASS

No records matched the report criteria or there is no data available.

Concentration Limitation: (xv) S&P Rating Derived from a Moody's Rating per Clause (iii)(a)

Report Summary

Collateral Principal Amount for Conc. Limits	Report Total	% of CPAD	Requirement	
\$323,501,219.30	\$0.00	0.0%	<= 10.0%	PASS

No records matched the report criteria or there is no data available.

Concentration Limitation: (xvi) S&P Rating based on credit estimates per Clause (iii)(b)

Report Summary

Collateral Principal Amount for Conc. Limits	Report Total	% of CPAD	Requirement	
\$323,501,219.30	\$22,063,500.00	6.8%	<= 20.0%	PASS

Description	Security ID	Asset Type	S&P Rating	Rating Type	Principal Balance
CRCI Holdings Inc - Delayed Draw Term Loan	CRCHOLDG_DDTL	Loan	***	Per Clause (iii)(b)	\$1,687,500.00
CRCI Holdings Inc - Dollar Term Loan	CRCIHLDG_USTL	Loan	***	Per Clause (iii)(b)	\$5,812,500.00
Packaging Coordinators Inc - First Lien Term Loan B	PCKNGCOORD_FL	Loan	***	Per Clause (iii)(b)	\$4,987,500.00
Technimark LLC - Initial Term Loan	TECHNIMRK_ITL	Loan	***	Per Clause (iii)(b)	\$9,576,000.00
Grand Total					\$22,063,500.00

Concentration Limitation: (xvii) Moody's Rating Per Clauses (e)(i)(A) or (e)(i)(B)

Report Summary

Collateral Principal Amount for Conc. Limits	Report Total	% of CPAD	Requirement	
\$323,501,219.30	\$0.00	0.0%	<= 10.0%	PASS

No records matched the report criteria or there is no data available.

Concentration Limitation: (xviii) Domiciled outside the United States

Report Summary	Collateral Principal Amount for Conc. Limits	Report Total	% of CPAD	Requirement	
	\$323,501,219.30	\$7,800,000.00	2.4%	<= 5.0%	PASS

Security	Security ID	Asset Type	Country of Operation	Principal Balance
iEnergizer Limited - Term Loan	IENERGZRLD_TL	Loan	United Kingdom	\$7,800,000.00
Grand Total				\$7,800,000.00

Concentration Limitation: (xix) Domiciled in all Tax Jurisdictions in the aggregate

Report Summary

Collateral Principal Amount for Conc. Limits	Report Total	% of CPAD	Requirement	
\$323,501,219.30	\$0.00	0.0%	<= 2.5%	PASS

No records matched the report criteria or there is no data available.

Concentration Limitation: (xx) Fourth highest S&P Industry Classification

Report Summary

Collateral Principal Amount for Conc. Limits	Report Total	% of CPAD	Requirement	
\$323,501,219.30	\$27,630,609.86	8.5%	<= 15.0%	PASS

Industry	Principal Balance
Electronics/electrical	\$27,630,609.86
Grand Total	\$27,630,609.86

Concentration Limitation: (xx)(x) Highest S&P Industry Classification

Report Summary

Collateral Principal Amount for Conc. Limits	Report Total	% of CPAD	Requirement	
\$323,501,219.30	\$41,040,946.43	12.7%	<= 20.0%	PASS

Industry	Principal Balance
Business equipment & services	\$41,040,946.43
Grand Total	\$41,040,946.43

Concentration Limitation: (xx)(y) Third highest S&P Industry Classification

Report Summary

Collateral Principal Amount for Conc. Limits	Report Total	% of CPAD	Requirement	
\$323,501,219.30	\$29,280,577.27	9.1%	<= 17.5%	PASS

Industry	Principal Balance
Publishing	\$29,280,577.27
	Grand Total \$29,280,577.27

Concentration Limitation: (xxi) Fourth highest Moody's Industry Classification

Report Summary

Collateral Principal Amount for Conc. Limits	Report Total	% of CPAD	Requirement	
\$323,501,219.30	\$27,630,609.86	8.5%	<= 15.0%	PASS

Industry	Principal Balance
High Tech Industries	\$27,630,609.86
Grand Total	\$27,630,609.86

Concentration Limitation: (xix)(x) Highest Moody's Industry Classification

Report Summary

Collateral Principal Amount for Conc. Limits	Report Total	% of CPAD	Requirement	
\$323,501,219.30	\$39,113,011.98	12.1%	<= 20.0%	PASS

Industry	Principal Balance
Services: Business	\$39,113,011.98
Grand Total	\$39,113,011.98

Concentration Limitation: (xxi)(y) Third highest Moody's Industry Classification

Report Summary	Collateral Principal Amount for Conc. Limits	Report Total	% of CPAD	Requirement	
	\$323,501,219.30	\$29,280,577.27	9.1%	<= 17.5%	PASS

Industry	Principal Balance
Media: Advertising, Printing & Publishing	\$29,280,577.27
Grand Total	\$29,280,577.27

Concentration Limitation: (xxii) Collateral Obligations that pay interest at least annually, but less frequently than quarterly

Report Summary	Collateral Principal Amount for Conc. Limits	Report Total	% of CPAD	Requirement	
	\$323,501,219.30	\$0.00	0.0%	<= 10.0%	PASS

No records matched the report criteria or there is no data available.

Concentration Limitation: (xxiii) Cov-Lite Loans

Report Summary

Collateral Principal Amount for Conc. Limits	Report Total	% of CPAD	Requirement	
\$323,501,219.30	\$32,539,416.67	10.1%	<= 10.0%	FAIL

Security	Security ID	Asset Type	Cov-Lite	Principal Balance
ABB Con-Cise Optical Group LLC - Term B-1 Loan	ABBCONCSE_TB1	Loan	Yes	\$6,633,333.34
Compucom Systems Inc - Term Loan	COMPUCOMSY_TL	Loan	Yes	\$6,982,500.00
Cunningham Lindsey US Inc - First Lien Initial Term Loan	CUNINGHLIND_FL	Loan	Yes	\$2,977,500.00
Deltek Inc - First Lien Term Loan	DELTEKINC_FL	Loan	Yes	\$4,615,125.00
New Breed Inc - Term Loan	NEWBREDINC_TL	Loan	Yes	\$3,903,333.33
STG-Fairway Acquisitions Inc - First Lien Term Loan	FRSTADVCRP_FL	Loan	Yes	\$3,457,625.00
Wall Street Systems Delaware Inc - First Lien Term Loan	WALSTSYSDE_FL	Loan	Yes	\$3,970,000.00
Grand Total				\$32,539,416.67

Concentration Limitation: (xxiv) Long Dated Obligations

Report Summary	Collateral Principal Amount for Conc. Limits	Report Total	% of CPAD	Requirement	
	\$323,501,219.30	\$0.00	0.0%	<= 0.0%	PASS

No records matched the report criteria or there is no data available.

Concentration Limitation: (xxv) Middle Market Loans

Report Summary

Collateral Principal Amount for Conc. Limits	Report Total	% of CPAD	Requirement	
\$323,501,219.30	\$0.00	0.0%	<= 25.0%	PASS

No records matched the report criteria or there is no data available.

Concentration Limitation: (xxvi) Collateral Obligations with indicative pricing from one or more Approved Third Party Pricing Services

Report Summary

Aggregate Principal Balance for Conc. Limits	Report Total	% of APBC	Requirement	PASS
\$303,665,452.40	\$303,665,452.40	100.0%	>= 90.0%	

Security	Security ID	Asset Type	Pricing from Approved Third Party Pricing Service	Principal Balance
ABB Con-Cise Optical Group LLC - Term B-1 Loan	ABBCONCSE_TB1	Loan	Yes	\$6,633,333.34
Arsloane Acquisition LLC - First Lien Tranche B Term Loan	ARSLOANE_TRB	Loan	Yes	\$9,600,000.00
ASP HHI Acquisition Co Inc - Additional Term Loan	ASPHHIACQ_RTL	Loan	Yes	\$4,033,097.43
Attachmate Corporation - First Lien Term Loan	ATTCHMTE_FL	Loan	Yes	\$5,430,609.86
Attachmate Corporation - Second Lien Term Loan	ATCHMTECRP_SL	Loan	Yes	\$7,000,000.00
Compucom Systems Inc - Term Loan	COMPUCOMSY_TL	Loan	Yes	\$6,982,500.00
CRCI Holdings Inc - Delayed Draw Term Loan	CRCHOLDG_DDTL	Loan	Yes	\$1,687,500.00
CRCI Holdings Inc - Dollar Term Loan	CRCIHLDG_USTL	Loan	Yes	\$5,812,500.00
Cunningham Lindsey US Inc - First Lien Initial Term Loan	CUNINGHLIND_FL	Loan	Yes	\$2,977,500.00
Deltek Inc - First Lien Term Loan	DELTEKINC_FL	Loan	Yes	\$4,615,125.00
DG FastChannel Inc - Initial Term Loan	DGFSTCHNL_TLB	Loan	Yes	\$5,214,055.70
Edmentum Inc - First Lien Term Loan	PLATOINC_TL	Loan	Yes	\$1,927,934.45
First American Payment Systems - First Lien Term Loan	1STAMRPYMT_FL	Loan	Yes	\$3,602,000.00
First American Payment Systems - Second Lien Term Loan	1STAMRPYMT_SL	Loan	Yes	\$5,600,000.00
First Data Corp - 2017 New Dollar Term Loan	1STDATA_RE17TL	Loan	Yes	\$9,050,721.38
First Data Corp - 2018B New Term Loan	1STDAT_18BNTL	Loan	Yes	\$480,952.38
Generic Drug Holdings Inc - Term B-1 Loan	GNRCDRGH_TB1L	Loan	Yes	\$3,491,250.00
Grede I LLC - Term Loan	GREDEILLC_TL	Loan	Yes	\$2,058,974.70
Healogics Inc - First Lien Term B Loan	HEALOGICS_FL	Loan	Yes	\$3,316,666.66
Healogics Inc - Second Lien Term Loan	HEALOGICIN_SL	Loan	Yes	\$4,000,000.00
Help Systems Holdings Inc - First Lien Initial Term Loan	HELPSYS_TL	Loan	Yes	\$9,600,000.00
Hoffmaster Group Inc - First Lien Term Loan	HOFFMSTRGP_TL	Loan	Yes	\$1,909,788.00
iEnergizer Limited - Term Loan	IENERGZRLD_TL	Loan	Yes	\$7,800,000.00
Integra Telecom Holdings Inc - Term B Loan	INTGTLCMH_TBL	Loan	Yes	\$4,338,200.00
Jackson Hewitt Inc - Senior Secured Term Loan	JCKSNHWT_SSTL	Loan	Yes	\$9,600,000.00
JHCI Acquisition Inc - First Lien Term Loan	JACOBSON_1TL	Loan	Yes	\$8,813,863.64
Mercury Payment Systems LLC - Term Loan	MRCRYPYMT_TL	Loan	Yes	\$989,915.97
Merrill Communications LLC - Term Loan	MERILCOM_TL	Loan	Yes	\$11,880,577.27
MModal Inc - Term B Loan	MMODAL_BTL	Loan	Yes	\$3,816,629.21
NAB Holdings LLC - Term Loan	NABHOLDNG_TL	Loan	Yes	\$2,812,500.00
National Vision Inc - Term Loan	NTLVISN_TL	Loan	Yes	\$3,893,333.33
New Breed Inc - Term Loan	NEWBREDINC_TL	Loan	Yes	\$3,903,333.33
NexTag Inc - Term Loan	NEXTAGINC_TL	Loan	Yes	\$6,640,577.63
Otter Products LLC - Term Loan	OTTERPRDCT_TL	Loan	Yes	\$12,166,000.00
Packaging Coordinators Inc - First Lien Term Loan B	PCKNGCOORD_FL	Loan	Yes	\$4,987,500.00

Security	Security ID	Asset Type	Pricing from Approved Third Party Pricing Service	Principal Balance
Presidio Inc - New Term Loan	PRESIDIO_FLTL	Loan	Yes	\$3,465,000.00
Radnet Management Inc - Tranche B Term Loan	RADNTMNGE_NTL	Loan	Yes	\$3,960,010.30
Renfro Corporation - Tranche B Term Loan	RENFRO_TLB	Loan	Yes	\$2,646,666.67
Roundy's Supermarkets Inc - Tranche B Term Loan	77999V9T1	Loan	Yes	\$8,909,480.40
Sedgwick Claims Management Services Inc - Second Lien Term B Loan	SDGCLMNGSV_SL	Loan	Yes	\$1,500,000.00
Sedgwick Claims Management Services Inc - Term B Loan	SDGWCKCMS_FL	Loan	Yes	\$1,995,000.00
SESAC Holdco II LLC - First Lien Term Loan	SESACHLDCO_FL	Loan	Yes	\$8,257,600.00
SESAC Holdco II LLC - Second Lien Term Loan	SESACHLDII_SL	Loan	Yes	\$2,000,000.00
SkillSoft Corporation - New Term Loan	SKILLSFT_NTL	Loan	Yes	\$2,554,761.98
SourceHOV LLC - First Lien Term B Loan	SOURCEHOV_FL	Loan	Yes	\$4,788,000.00
SourceHOV LLC - Second Lien Term Loan	SRCEHOV_SL	Loan	Yes	\$2,000,000.00
Sportsman's Warehouse Inc - First Out Term Loan	SPRTSMNW_FOTL	Loan	Yes	\$9,576,000.00
STG-Fairway Acquisitions Inc - First Lien Term Loan	FRSTADVCRP_FL	Loan	Yes	\$3,457,625.00
SumTotal Systems LLC - Second Lien Term Loan	SUMTOTLSYS_SL	Loan	Yes	\$11,250,000.00
Technimark LLC - Initial Term Loan	TECHNIMRK_ITL	Loan	Yes	\$9,576,000.00
TeleGuam Holdings LLC - Second Lien Term Loan	TELEGUAMHD_SL	Loan	Yes	\$5,312,500.00
Topps Company (The) - Term Loan	TOPSCOMPNY_TL	Loan	Yes	\$6,700,000.00
TravelCLICK Inc - First Lien Term B Loan	TRVLCLCK_FLTB	Loan	Yes	\$7,163,392.22
UniTek Global Services Inc - New Incremental Term Loan	UNITKGLB_NITL	Loan	Yes	\$2,963,073.34
Vision Solutions Inc - Second Lien Term Loan	VISNSOLT_SLTL	Loan	Yes	\$5,600,000.00
Wall Street Systems Delaware Inc - First Lien Term Loan	WALSTSYSDE_FL	Loan	Yes	\$3,970,000.00
Waupaca Foundry Inc - Tranche A-1 Loan	WAUPACFND_TA1	Loan	Yes	\$9,353,403.21
Grand Total				\$303,665,452.40

Portfolio Assets: Highest Haircut Amount for OC Test

No records matched the report criteria or there is no data available.

Portfolio Assets: Defaulted Obligation Detail

No records matched the report criteria or there is no data available.

Portfolio Assets: Excess CCC/Caa Adjustment Amount

Collateral Principal Amount (excluding Defaults)	\$323,501,219.30
Aggregate Principal Balance of CCC/Caa Collateral Obligations (x)	\$63,415,405.19
20% of Collateral Principal Amount (excluding Defaults)	\$64,700,243.86
16.5 % of Collateral Principal Amount (excluding Defaults)	\$53,377,701.19
Total CCC Excess over 16.5% of Collateral Principal Amount (excluding Defaults)	\$0.00
Total Caa Excess over 20.0% of Collateral Principal Amount (excluding Defaults)	\$0.00
CCC/Caa Excess	\$0.00
Aggregate Market Value of CCC/Caa Obligations (y)	\$62,211,128.38
(x) Divided by (y)	98.2%
Excess CCC/Caa Adjustment Amount (1-(x) Divided by (y) * APB of Excess))	\$0.00

Security	Security ID	Moody DP Rating	S&P Rating	PrincipalBalance	Excess Amount	Market Price	Market Value	AMV/APB	Excess * AMV/ABP	Excess CCC/Caa Adjustment Amount
SESAC Holdco II LLC - Second Lien Term Loan	SESACHLDII_SL	Caa1	B	\$2,000,000.00	\$0.00	102.0000%	\$2,040,000.00	98.1000%	\$0.00	\$0.00
Healogics Inc - Second Lien Term Loan	HEALOGICIN_SL	Caa1	B	\$4,000,000.00	\$0.00	101.7500%	\$4,070,000.00	98.1000%	\$0.00	\$0.00
Sedgwick Claims Management Services Inc - Second Lien Term B Loan	SDGCLMNGSV_SL	Caa1	B	\$1,500,000.00	\$0.00	101.6250%	\$1,524,375.00	98.1000%	\$0.00	\$0.00
SourceHOV LLC - Second Lien Term Loan	SRCEHOV_SL	Caa1	B	\$2,000,000.00	\$0.00	101.0000%	\$2,020,000.00	98.1000%	\$0.00	\$0.00
Vision Solutions Inc - Second Lien Term Loan	VISNSOLT_SLTL	Caa1	B+	\$5,600,000.00	\$0.00	100.5000%	\$5,628,000.00	98.1000%	\$0.00	\$0.00
STG-Fairway Acquisitions Inc - First Lien Term Loan	FRSTADVCRP_FL	***	B	\$3,457,625.00	\$0.00	99.8750%	\$3,453,302.97	98.1000%	\$0.00	\$0.00
First American Payment Systems - Second Lien Term Loan	1STAMRPYMT_SL	Caa1	B	\$5,600,000.00	\$0.00	99.4170%	\$5,567,352.00	98.1000%	\$0.00	\$0.00
Jackson Hewitt Inc - Senior Secured Term Loan	JCKSNHWT_SSTL	***	***	\$9,600,000.00	\$0.00	99.0000%	\$9,504,000.00	98.1000%	\$0.00	\$0.00
UniTek Global Services Inc - New Incremental Term Loan PIK	UTKGSI_NITLPK	Caa2	CCC-	\$0.00	\$0.00	99.0000%	\$0.00	98.1000%	\$0.00	\$0.00
UniTek Global Services Inc - New Incremental Term Loan	UNITKGLB_NITL	Caa2	CCC-	\$2,963,073.34	\$0.00	99.0000%	\$2,933,442.61	98.1000%	\$0.00	\$0.00
Packaging Coordinators Inc - First Lien Term Loan B	PCKNGCOORD_FL	Caa1	***	\$4,987,500.00	\$0.00	99.0000%	\$4,937,625.00	98.1000%	\$0.00	\$0.00
SumTotal Systems LLC - Second Lien Term Loan	SUMTOTLSYS_SL	Caa1	B	\$11,250,000.00	\$0.00	98.0000%	\$11,025,000.00	98.1000%	\$0.00	\$0.00
NexTag Inc - Term Loan	NEXTAGINC_TL	Caa1	B-	\$6,640,577.63	\$0.00	94.5000%	\$6,275,345.86	98.1000%	\$0.00	\$0.00
MModal Inc - Term B Loan	MMODAL_BTL	Caa1	B-	\$3,816,629.21	\$0.00	84.7000%	\$3,232,684.94	98.1000%	\$0.00	\$0.00
Grand Total				\$63,415,405.19	\$0.00		\$62,211,128.38		\$0.00	\$0.00

Portfolio Assets: Discounted Obligations Trade Level

No records matched the report criteria or there is no data available.

Portfolio Assets: Discounted Obligations (z) Purchased at less than 75% per clause (y)

Report Summary	Collateral Principal Amount	Report Total	% of CPA	Requirement	
	\$323,501,219.30	\$0.00	0.00%	<= 2.50%	PASS

No records matched the report criteria or there is no data available.

Portfolio Assets: Discounted Obligations (z) Purchased per clause (y)

Report Summary

Collateral Principal
Amount

\$323,501,219.30

Report Total

\$0.00

% of CPA

0.00%

Requirement

<= 5.00%

PASS

No records matched the report criteria or there is no data available.

Portfolio Assets: Discounted Obligations (z) Purchased per clause (y) since Closing Date

Report Summary	Target Initial Par Amount	Report Total	% of TIPA	Requirement	
	\$160,000,000.00	\$0.00	0.00%	<= 10.00%	PASS

No records matched the report criteria or there is no data available.

Portfolio Assets: Rating Information

Security	Security ID	Principal Balance	Defaulted Obligation	Moody's Rating	Moody's DP Rating	Moody's Rating Type	S&P Rating	S&P Rating Type
ABB Con-Cise Optical Group LLC - Term B-1 Loan	ABBCONCSE_TB1	\$6,633,333.34	No	B2	B2		B	
Arsloane Acquisition LLC - First Lien Tranche B Term Loan	ARSLAONE_TRB	\$9,600,000.00	No	B1	B2		B+	
ASP HHI Acquisition Co Inc - Additional Term Loan	ASPHHIACQ_RTL	\$4,033,097.43	No	B2	B2		B+	
Attachmate Corporation - First Lien Term Loan	ATTCHMTE_FL	\$5,430,609.86	No	B1	B2		B	
Attachmate Corporation - Second Lien Term Loan	ATCHMTECRP_SL	\$7,000,000.00	No	B2	B2		B	
Compucom Systems Inc - Term Loan	COMPUCOMSY_TL	\$6,982,500.00	No	B1	B2		B	
CRCI Holdings Inc - Delayed Draw Term Loan	CRCHOLDG_DDTL	\$1,687,500.00	No	B3	B3		***	Per Clause (iii)(b)
CRCI Holdings Inc - Dollar Term Loan	CRCIHLDG_USTL	\$5,812,500.00	No	B3	B3		***	Per Clause (iii)(b)
Cunningham Lindsey US Inc - First Lien Initial Term Loan	CUNINGHLIND_FL	\$2,977,500.00	No	Ba3	B1		B	
Deltek Inc - First Lien Term Loan	DELTEKINC_FL	\$4,615,125.00	No	B1	B3		B	
DG FastChannel Inc - Initial Term Loan	DGFSTCHNL_TLB	\$5,214,055.70	No	B2	B2		B+	
Edmentum Inc - First Lien Term Loan	PLATOINC_TL	\$1,927,934.45	No	Ba3	B2		B	
First American Payment Systems - First Lien Term Loan	1STAMRPYMT_FL	\$3,602,000.00	No	B1	B2		B	
First American Payment Systems - Second Lien Term Loan	1STAMRPYMT_SL	\$5,600,000.00	No	Caa1	Caa1		B	
First Data Corp - 2017 New Dollar Term Loan	1STDATA_RE17TL	\$9,050,721.38	No	B1	B3		B	
First Data Corp - 2018B New Term Loan	1STDAT_18BNLT	\$480,952.38	No	B1	B3		B	
Generic Drug Holdings Inc - Term B-1 Loan	GNRCDRGH_TB1L	\$3,491,250.00	No	B1	B2		B	
Grede I LLC - Term Loan	GREDEILLC_TL	\$2,058,974.70	No	B2	B1		B+	
Healogics Inc - First Lien Term B Loan	HEALOGICS_FL	\$3,316,666.66	No	B1	B2		B	
Healogics Inc - Second Lien Term Loan	HEALOGICIN_SL	\$4,000,000.00	No	Caa1	Caa1		B	
Help Systems Holdings Inc - First Lien Initial Term Loan	HELPSYS_TL	\$9,600,000.00	No	***	***	Shadow	B	
Hoffmaster Group Inc - First Lien Term Loan	HOFFMSTRGP_TL	\$1,909,788.00	No	B2	B3		B	
iEnergizer Limited - Term Loan	IENERGZRLD_TL	\$7,800,000.00	No	B2	B2		B	
Integra Telecom Holdings Inc - Term B Loan	INTGTLCMH_TBL	\$4,338,200.00	No	B2	B3		B+	
Jackson Hewitt Inc - Senior Secured Term Loan	JCKSNHWT_SSTL	\$9,600,000.00	No	***	***	Shadow	***	Shadow
JHCI Acquisition Inc - First Lien Term Loan	JACOBSON_1TL	\$8,813,863.64	No	B1	B3		B-	
Mercury Payment Systems LLC - Term Loan	MRCRYPYMT_TL	\$989,915.97	No	B1	B1		B+	
Merrill Communications LLC - Term Loan	MERILCOM_TL	\$11,880,577.27	No	B1	B3		B-	
MModal Inc - Term B Loan	MMODAL_BTL	\$3,816,629.21	No	B2	Caa1		B-	
NAB Holdings LLC - Term Loan	NABHOLDNG_TL	\$2,812,500.00	No	Ba3	B1		BB-	
National Vision Inc - Term Loan	NTLVISN_TL	\$3,893,333.33	No	B1	B2		B+	
New Breed Inc - Term Loan	NEWBREDINC_TL	\$3,903,333.33	No	B2	B2		B	
NexTag Inc - Term Loan	NEXTAGINC_TL	\$6,640,577.63	No	Caa1	Caa1		B-	
Otter Products LLC - Term Loan	OTTERPRDCT_TL	\$12,166,000.00	No	B1	B1		B+	
Packaging Coordinators Inc - First Lien Term Loan B	PCKNGCOORD_FL	\$4,987,500.00	No	Caa1	Caa1		***	Per Clause (iii)(b)
Presidio Inc - New Term Loan	PRESIDIO_FLTL	\$3,465,000.00	No	Ba3	B1		B+	
Radnet Management Inc - Tranche B Term Loan	RADNTMNGE_NTL	\$3,960,010.30	No	Ba3	B2		B	
Renfro Corporation - Tranche B Term Loan	RENFRO_TLB	\$2,646,666.67	No	B2	B2		B	
Roundy's Supermarkets Inc - Tranche B Term Loan	77999V9T1	\$8,909,480.40	No	B1	B2		B-	
Sedgwick Claims Management Services Inc - Second Lien Term B Loan	SDGCLMNGSV_SL	\$1,500,000.00	No	Caa1	Caa1		B	
Sedgwick Claims Management Services Inc - Term B Loan	SDGWCKCMS_FL	\$1,995,000.00	No	B1	B2		B	
SESAC Holdco II LLC - First Lien Term Loan	SESACHLDKO_FL	\$8,257,600.00	No	B1	B2		B	
SESAC Holdco II LLC - Second Lien Term Loan	SESACHLDII_SL	\$2,000,000.00	No	Caa1	Caa1		B	
SkillSoft Corporation - New Term Loan	SKILLSFT_NTL	\$2,554,761.98	No	Ba3	B2		B	
SourceHOV LLC - First Lien Term B Loan	SOURCEHOV_FL	\$4,788,000.00	No	B1	B2		B	
SourceHOV LLC - Second Lien Term Loan	SRCEHOV_SL	\$2,000,000.00	No	Caa1	Caa1		B	
Sportsman's Warehouse Inc - First Out Term Loan	SPRTSMNW_FOTL	\$9,576,000.00	No	B2	B2		B	
STG-Fairway Acquisitions Inc - First Lien Term Loan	FRSTADVCRP_FL	\$3,457,625.00	No	***	***	Shadow	B	
SumTotal Systems LLC - Second Lien Term Loan	SUMTOTLSYS_SL	\$11,250,000.00	No	Caa1	Caa1		B	

Security	Security ID	Principal Balance	Defaulted Obligation	Moody's Rating	Moody's DP Rating	Moody's Rating Type	S&P Rating	S&P Rating Type
Technimark LLC - Initial Term Loan	TECHNIMRK_ITL	\$9,576,000.00	No	***	***	Shadow	***	Per Clause (iii)(b)
TeleGuam Holdings LLC - Second Lien Term Loan	TELEGUAMHD_SL	\$5,312,500.00	No	***	***	Shadow	***	Shadow
Topps Company (The) - Term Loan	TOPSCOMPNY_TL	\$6,700,000.00	No	B1	B2		B	
TravelCLICK Inc - First Lien Term B Loan	TRVLCLCK_FLTB	\$7,163,392.22	No	Ba3	B2		B	
UniTek Global Services Inc - New Incremental Term Loan	UNITKGLB_NITL	\$2,963,073.34	No	Caa2	Caa2	Derived via S&P	CCC-	
UniTek Global Services Inc - New Incremental Term Loan PIK	UTKGSI_NITLPK	\$0.00	No	Caa2	Caa2	Derived via S&P	CCC-	
Vision Solutions Inc - Second Lien Term Loan	VISNSOLT_SLTL	\$5,600,000.00	No	Caa1	Caa1		B+	
Wall Street Systems Delaware Inc - First Lien Term Loan	WALSTSYSDE_FL	\$3,970,000.00	No	B2	B3		B	
Waupaca Foundry Inc - Tranche A-1 Loan	WAUPACFND_TA1	\$9,353,403.21	No	B2	B1		B+	
	Grand Total	\$303,665,452.40						

Portfolio Assets: Moody's Default Probability Rating Information

Security	Asset Type	Moody DP Rating source	DIP Obligation	Principal Balance	Moody Security Rating	Moody Senior Implied Rating	Moody Senior Unsecured Rating	Rating Estimate - Moody	Moody's DP Rating BF CW	Outlook	Credit Watch	Moody's DP Rating-RFT	Moody's DP Rating AF CW
ABB Con-Cise Optical Group LLC - Term B-1 Loan	Loan	Corporate Family Rating	No	\$6,633,333.34	B2	B2			B2			B2	B2
Arsloane Acquisition LLC - First Lien Tranche B Term Loan	Loan	Corporate Family Rating	No	\$9,600,000.00	B1	B2			B2			B2	B2
ASP HHI Acquisition Co Inc - Additional Term Loan	Loan	Corporate Family Rating	No	\$4,033,097.43		B2			B2			B2	B2
Attachmate Corporation - First Lien Term Loan	Loan	Corporate Family Rating	No	\$5,430,609.86	B1	B2		B1	B2	Negative		B3	B2
Attachmate Corporation - Second Lien Term Loan	Loan	Rating Estimate	No	\$7,000,000.00		B2		B1	B2	Negative		B3	B2
Compucom Systems Inc - Term Loan	Loan	Corporate Family Rating	No	\$6,982,500.00	B1	B2			B2			B2	B2
CRCI Holdings Inc - Delayed Draw Term Loan	Loan	Public Rating	No	\$1,687,500.00	Caa1				B3			B3	B3
CRCI Holdings Inc - Dollar Term Loan	Loan		No	\$5,812,500.00					B3			B3	B3
Cunningham Lindsey US Inc - First Lien Initial Term Loan	Loan	Corporate Family Rating	No	\$2,977,500.00	Ba3	B1			B1			B1	B1
Deltek Inc - First Lien Term Loan	Loan	Corporate Family Rating	No	\$4,615,125.00	B1	B3			B3			B3	B3
DG FastChannel Inc - Initial Term Loan	Loan	Corporate Family Rating	No	\$5,214,055.70	B2	B2			B2			B2	B2
Edumentum Inc - First Lien Term Loan	Loan	Corporate Family Rating	No	\$1,927,934.45	Ba3	B2			B2			B2	B2
First American Payment Systems - First Lien Term Loan	Loan	Corporate Family Rating	No	\$3,602,000.00	B1	B2			B2			B2	B2
First American Payment Systems - Second Lien Term Loan	Loan	Public Rating	No	\$5,600,000.00	Caa1	B2		Caa1	Caa1			Caa1	Caa1
First Data Corp - 2017 New Dollar Term Loan	Loan	Corporate Family Rating	No	\$9,050,721.38	B1	B3	Caa1		B3		OFF	B3	B3
First Data Corp - 2018B New Term Loan	Loan	Corporate Family Rating	No	\$480,952.38	B1	B3	Caa1		B3		OFF	B3	B3
Generic Drug Holdings Inc - Term B-1 Loan	Loan	Corporate Family Rating	No	\$3,491,250.00	B1	B2			B2	Negative		B3	B2
Grede I LLC - Term Loan	Loan	Corporate Family Rating	No	\$2,058,974.70	B2	B1			B1			B1	B1
Healogics Inc - First Lien Term B Loan	Loan	Corporate Family Rating	No	\$3,316,666.66	B1	B2			B2			B2	B2
Healogics Inc - Second Lien Term Loan	Loan	Public Rating	No	\$4,000,000.00	Caa1	B2		Caa1	Caa1			Caa1	Caa1
Help Systems Holdings Inc - First Lien Initial Term Loan	Loan		No	\$9,600,000.00	***	***	***		***			***	***
Hoffmaster Group Inc - First Lien Term Loan	Loan	Corporate Family Rating	No	\$1,909,788.00	B2	B3			B3	Stable		B3	B3
iEnergizer Limited - Term Loan	Loan	Corporate Family Rating	No	\$7,800,000.00	B2	B2			B2			B2	B2
Integra Telecom Holdings Inc - Term B Loan	Loan	Corporate Family Rating	No	\$4,338,200.00	B2	B3			B3		OFF	B3	B3
Jackson Hewitt Inc - Senior Secured Term Loan	Loan	Rating Estimate	No	\$9,600,000.00	***	***	***	B3	***			***	***
JHCI Acquisition Inc - First Lien Term Loan	Loan	Corporate Family Rating	No	\$8,813,863.64	B1	B3			B3			B3	B3
Mercury Payment Systems LLC - Term Loan	Loan	Corporate Family Rating	No	\$989,915.97	B1	B1			B1	Negative		B2	B1
Merrill Communications LLC - Term Loan	Loan	Corporate Family Rating	No	\$11,880,577.27	B1	B3			B3		OFF	B3	B3
MModal Inc - Term B Loan	Loan	Corporate Family Rating	No	\$3,816,629.21	B2	Caa1		B2	Caa1	Negative		Caa2	Caa1
NAB Holdings LLC - Term Loan	Loan	Corporate Family Rating	No	\$2,812,500.00	Ba3	B1			B1			B1	B1
National Vision Inc - Term Loan	Loan	Corporate Family Rating	No	\$3,893,333.33	B1	B2			B2			B2	B2
New Breed Inc - Term Loan	Loan	Corporate Family Rating	No	\$3,903,333.33	B2	B2			B2			B2	B2
NexTag Inc - Term Loan	Loan	Corporate Family Rating	No	\$6,640,577.63	Caa1	Caa1		Caa1	Caa1	Negative		Caa2	Caa1
Otter Products LLC - Term Loan	Loan	Corporate Family Rating	No	\$12,166,000.00	B1	B1			B1			B1	B1
Packaging Coordinators Inc - First Lien Term Loan B	Loan		No	\$4,987,500.00					Caa1			Caa1	Caa1
Presidio Inc - New Term Loan	Loan	Corporate Family Rating	No	\$3,465,000.00	Ba3	B1			B1			B1	B1
Radnet Management Inc - Tranche B Term Loan	Loan	Corporate Family Rating	No	\$3,960,010.30	Ba3	B2			B2			B2	B2
Renfro Corporation - Tranche B Term Loan	Loan	Corporate Family Rating	No	\$2,646,666.67	B2	B2			B2			B2	B2
Roundy's Supermarkets Inc - Tranche B Term Loan	Loan	Corporate Family Rating	No	\$8,909,480.40	B1	B2		B3	B2	Negative		B3	B2
Sedgwick Claims Management Services Inc - Second Lien Term B Loan	Loan	Public Rating	No	\$1,500,000.00	Caa1	B2		Caa1	Caa1	Negative		Caa2	Caa1
Sedgwick Claims Management Services Inc - Term B Loan	Loan	Corporate Family Rating	No	\$1,995,000.00	B1	B2			B2	Negative		B3	B2
SESAC Holdco II LLC - First Lien Term Loan	Loan	Corporate Family Rating	No	\$8,257,600.00	B1	B2			B2			B2	B2
SESAC Holdco II LLC - Second Lien Term Loan	Loan	Public Rating	No	\$2,000,000.00	Caa1	B2		Caa1	Caa1			Caa1	Caa1
SkillSoft Corporation - New Term Loan	Loan	Corporate Family Rating	No	\$2,554,761.98	Ba3	B2			B2			B2	B2
SourceHOV LLC - First Lien Term B Loan	Loan	Corporate Family Rating	No	\$4,788,000.00	B1	B2			B2			B2	B2
SourceHOV LLC - Second Lien Term Loan	Loan	Public Rating	No	\$2,000,000.00	Caa1	B2		Caa1	Caa1			Caa1	Caa1
Sportsman's Warehouse Inc - First Out Term Loan	Loan	Corporate Family Rating	No	\$9,576,000.00	B2	B2			B2			B2	B2
STG-Fairway Acquisitions Inc - First Lien Term Loan	Loan	Rating Estimate	No	\$3,457,625.00	***	***	***	Caa1	***			***	***

Security	Asset Type	Moody DP Rating source	DIP Obligation	Principal Balance	Moody Security Rating	Moody Senior Implied Rating	Moody Senior Unsecured Rating	Rating Estimate - Moody	Moody's DP Rating BF CW	Outlook	Credit Watch	Moody's DP Rating-RFT	Moody's DP Rating AF CW
SumTotal Systems LLC - Second Lien Term Loan	Loan	Public Rating	No	\$11,250,000.00	Caa1	B2		Caa2	Caa1	Negative		Caa2	Caa1
Technimark LLC - Initial Term Loan	Loan		No	\$9,576,000.00	***	***	***		***			***	***
TeleGuam Holdings LLC - Second Lien Term Loan	Loan		No	\$5,312,500.00	***	***	***		***			***	***
Topps Company (The) - Term Loan	Loan	Corporate Family Rating	No	\$6,700,000.00	B1	B2			B2			B2	B2
TravelCLICK Inc - First Lien Term B Loan	Loan	Corporate Family Rating	No	\$7,163,392.22	Ba3	B2			B2			B2	B2
UniTek Global Services Inc - New Incremental Term Loan	Loan	Rating Estimate	No	\$2,963,073.34				Caa2	Caa2			Caa2	Caa2
UniTek Global Services Inc - New Incremental Term Loan PIK	Loan	Rating Estimate	No	\$0.00				Caa2	Caa2			Caa2	Caa2
Vision Solutions Inc - Second Lien Term Loan	Loan	Public Rating	No	\$5,600,000.00	Caa1	B2		B2	Caa1			Caa1	Caa1
Wall Street Systems Delaware Inc - First Lien Term Loan	Loan	Corporate Family Rating	No	\$3,970,000.00	B2	B3			B3			B3	B3
Waupaca Foundry Inc - Tranche A-1 Loan	Loan	Corporate Family Rating	No	\$9,353,403.21	B2	B1			B1	Negative		B2	B1
Grand Total				\$303,665,452.40									

Portfolio Assets: Moody's Rating Information

Security	Security ID	Asset Type	Moody Rating Source	Principal Balance	Moody Security Rating	Moody Senior Implied Rating	Moody Senior Unsecured Rating	Rating Estimate - Moody	Moody's Rating BF CW	Credit Watch	Moody's Rating AF CW
ABB Con-Cise Optical Group LLC - Term B-1 Loan	ABBCONCSE_TB1	Loan	Public Rating	\$6,633,333.34	B2	B2			B2		B2
Arsoane Acquisition LLC - First Lien Tranche B Term Loan	ARSLOANE_TRB	Loan	Public Rating	\$9,600,000.00	B1	B2			B1		B1
ASP HHI Acquisition Co Inc - Additional Term Loan	ASPHHIACQ_RTL	Loan	Corporate Family Rating	\$4,033,097.43		B2			B2		B2
Attachmate Corporation - First Lien Term Loan	ATTCHMTE_FL	Loan	Public Rating	\$5,430,609.86	B1	B2		B1	B1		B1
Attachmate Corporation - Second Lien Term Loan	ATCHMTECRP_SL	Loan	Rating Estimate	\$7,000,000.00		B2		B1	B2		B2
Compucom Systems Inc - Term Loan	COMPUCOMSY_TL	Loan	Public Rating	\$6,982,500.00	B1	B2			B1		B1
CRCI Holdings Inc - Delayed Draw Term Loan	CRCHOLDG_DDTL	Loan	Public Rating	\$1,687,500.00	Caa1				B3		B3
CRCI Holdings Inc - Dollar Term Loan	CRCIHLDG_USTL	Loan		\$5,812,500.00					B3		B3
Cunningham Lindsey US Inc - First Lien Initial Term Loan	CUNINGHLIND_FL	Loan	Public Rating	\$2,977,500.00	Ba3	B1			Ba3		Ba3
Deltek Inc - First Lien Term Loan	DELTEKINC_FL	Loan	Public Rating	\$4,615,125.00	B1	B3			B1		B1
DG FastChannel Inc - Initial Term Loan	DGFSTCHNL_TLB	Loan	Public Rating	\$5,214,055.70	B2	B2			B2		B2
Edmentum Inc - First Lien Term Loan	PLATOINC_TL	Loan	Public Rating	\$1,927,934.45	Ba3	B2			Ba3		Ba3
First American Payment Systems - First Lien Term Loan	1STAMPYMT_FL	Loan	Public Rating	\$3,602,000.00	B1	B2			B1		B1
First American Payment Systems - Second Lien Term Loan	1STAMPYMT_SL	Loan	Public Rating	\$5,600,000.00	Caa1	B2		Caa1	Caa1		Caa1
First Data Corp - 2017 New Dollar Term Loan	1STDATA_RE17TL	Loan	Public Rating	\$9,050,721.38	B1	B3	Caa1		B1		B1
First Data Corp - 2018B New Term Loan	1STDAT_18BNTL	Loan	Public Rating	\$480,952.38	B1	B3	Caa1		B1		B1
Generic Drug Holdings Inc - Term B-1 Loan	GNRCDRGH_TB1L	Loan	Public Rating	\$3,491,250.00	B1	B2			B1		B1
Grede I LLC - Term Loan	GREDEILLC_TL	Loan	Public Rating	\$2,058,974.70	B2	B1			B2		B2
Healogics Inc - First Lien Term B Loan	HEALOGICS_FL	Loan	Public Rating	\$3,316,666.66	B1	B2			B1		B1
Healogics Inc - Second Lien Term Loan	HEALOGICN_SL	Loan	Public Rating	\$4,000,000.00	Caa1	B2		Caa1	Caa1		Caa1
Help Systems Holdings Inc - First Lien Initial Term Loan	HELPSYS_TL	Loan		\$9,600,000.00	***	***	***		***		***
Hoffmaster Group Inc - First Lien Term Loan	HOFFMSTRGP_TL	Loan	Public Rating	\$1,909,788.00	B2	B3			B2		B2
iEnergizer Limited - Term Loan	IENERGZRLD_TL	Loan	Public Rating	\$7,800,000.00	B2	B2			B2		B2
Integra Telecom Holdings Inc - Term B Loan	INTGLTCMH_TBL	Loan	Public Rating	\$4,338,200.00	B2	B3			B2		B2
Jackson Hewitt Inc - Senior Secured Term Loan	JCKSNHWT_SSTL	Loan	Rating Estimate	\$9,600,000.00	***	***	***	B2	***		***
JHCI Acquisition Inc - First Lien Term Loan	JACOBSON_1TL	Loan	Public Rating	\$8,813,863.64	B1	B3			B1		B1
Mercury Payment Systems LLC - Term Loan	MRCRYPYMT_TL	Loan	Public Rating	\$989,915.97	B1	B1			B1		B1
Merrill Communications LLC - Term Loan	MERILCOM_TL	Loan	Public Rating	\$11,880,577.27	B1	B3			B1		B1
MModal Inc - Term B Loan	MMODAL_BTL	Loan	Public Rating	\$3,816,629.21	B2	Caa1		B2	B2		B2
NAB Holdings LLC - Term Loan	NABHOLDNG_TL	Loan	Public Rating	\$2,812,500.00	Ba3	B1			Ba3		Ba3
National Vision Inc - Term Loan	NTLVISN_TL	Loan	Public Rating	\$3,893,333.33	B1	B2			B1		B1
New Breed Inc - Term Loan	NEWBREDINC_TL	Loan	Public Rating	\$3,903,333.33	B2	B2			B2		B2
NexTag Inc - Term Loan	NEXTAGINC_TL	Loan	Public Rating	\$6,640,577.63	Caa1	Caa1		Caa1	Caa1		Caa1
Otter Products LLC - Term Loan	OTTERPRDCT_TL	Loan	Public Rating	\$12,166,000.00	B1	B1			B1		B1
Packaging Coordinators Inc - First Lien Term Loan B	PCKNGCOORD_FL	Loan		\$4,987,500.00					Caa1		Caa1
Presidio Inc - New Term Loan	PRESIDIO_FLTL	Loan	Public Rating	\$3,465,000.00	Ba3	B1			Ba3		Ba3
Radnet Management Inc - Tranche B Term Loan	RADNTMNGE_NTL	Loan	Public Rating	\$3,960,010.30	Ba3	B2			Ba3		Ba3
Renfro Corporation - Tranche B Term Loan	RENFRO_TLB	Loan	Public Rating	\$2,646,666.67	B2	B2			B2		B2
Roundy's Supermarkets Inc - Tranche B Term Loan	77999V9T1	Loan	Public Rating	\$8,909,480.40	B1	B2		B3	B1		B1
Sedgwick Claims Management Services Inc - Second Lien Term B Loan	SDGCLMNGSV_SL	Loan	Public Rating	\$1,500,000.00	Caa1	B2		Caa1	Caa1		Caa1
Sedgwick Claims Management Services Inc - Term B Loan	SDGWCKCMS_FL	Loan	Public Rating	\$1,995,000.00	B1	B2			B1		B1
SESAC Holdco II LLC - First Lien Term Loan	SESACHLDCO_FL	Loan	Public Rating	\$8,257,600.00	B1	B2			B1		B1
SESAC Holdco II LLC - Second Lien Term Loan	SESACHLDII_SL	Loan	Public Rating	\$2,000,000.00	Caa1	B2		Caa1	Caa1		Caa1
SkillSoft Corporation - New Term Loan	SKILLSFT_NTL	Loan	Public Rating	\$2,554,761.98	Ba3	B2			Ba3		Ba3
SourceHOV LLC - First Lien Term B Loan	SOURCEHOV_FL	Loan	Public Rating	\$4,788,000.00	B1	B2			B1		B1
SourceHOV LLC - Second Lien Term Loan	SRCEHOV_SL	Loan	Public Rating	\$2,000,000.00	Caa1	B2		Caa1	Caa1		Caa1
Sportsman's Warehouse Inc - First Out Term Loan	SPRTSMNW_FOTL	Loan	Public Rating	\$9,576,000.00	B2	B2			B2		B2
STG-Fairway Acquisitions Inc - First Lien Term Loan	FRSTADVCRP_FL	Loan	Rating Estimate	\$3,457,625.00	***	***	***	Caa1	***		***

Security	Security ID	Asset Type	Moody Rating Source	Principal Balance	Moody Security Rating	Moody Senior Implied Rating	Moody Senior Unsecured Rating	Rating Estimate - Moody	Moody's Rating BF CW	Credit Watch	Moody's Rating AF CW
SumTotal Systems LLC - Second Lien Term Loan	SUMTOTLSYS_SL	Loan	Public Rating	\$11,250,000.00	Caa1	B2		Caa2	Caa1		Caa1
Technimark LLC - Initial Term Loan	TECHNIMRK_ITL	Loan		\$9,576,000.00	***	***	***		***		***
TeleGuam Holdings LLC - Second Lien Term Loan	TELEGUAMHD_SL	Loan		\$5,312,500.00	***	***	***		***		***
Topps Company (The) - Term Loan	TOPSCOMPNY_TL	Loan	Public Rating	\$6,700,000.00	B1	B2			B1		B1
TravelCLICK Inc - First Lien Term B Loan	TRVLCLCK_FLTB	Loan	Public Rating	\$7,163,392.22	Ba3	B2			Ba3		Ba3
UniTek Global Services Inc - New Incremental Term Loan	UNITKGLB_NITL	Loan	Rating Estimate	\$2,963,073.34				Caa2	Caa2		Caa2
UniTek Global Services Inc - New Incremental Term Loan PIK	UTKGSI_NITLPK	Loan	Rating Estimate	\$0.00				Caa2	Caa2		Caa2
Vision Solutions Inc - Second Lien Term Loan	VISNSOLT_SLTL	Loan	Public Rating	\$5,600,000.00	Caa1	B2		B2	Caa1		Caa1
Wall Street Systems Delaware Inc - First Lien Term Loan	WALSTSYSDE_FL	Loan	Public Rating	\$3,970,000.00	B2	B3			B2		B2
Waupaca Foundry Inc - Tranche A-1 Loan	WAUPACFND_TA1	Loan	Public Rating	\$9,353,403.21	B2	B1			B2		B2
Grand Total				\$303,665,452.40							

Portfolio Assets: Moody's Derived Rating Per Clause (e)(i)(C)(ii)

Report Summary	Collateral Principal Amount	Report Total	% of CPA	Requirement	
	\$323,501,219.30	\$0.00	0.00%	<= 5.00%	PASS

No records matched the report criteria or there is no data available.

Portfolio Assets: Industry Information

Security	Security ID	Moody's Industry	S&P Industry	Principal Balance	% of APA
ABB Con-Cise Optical Group LLC - Term B-1 Loan	ABBCONCSE_TB1	Consumer goods: Non-durable	Retailers (except food & drug)	\$6,633,333.34	2.0505%
Arslane Acquisition LLC - First Lien Tranche B Term Loan	ARSLOANE_TRB	Media: Advertising, Printing & Publishing	Publishing	\$9,600,000.00	2.9675%
ASP HHI Acquisition Co Inc - Additional Term Loan	ASPHHIACQRTL	Automotive	Automotive	\$4,033,097.43	1.2467%
Attachmate Corporation - First Lien Term Loan	ATTCHMTE_FL	High Tech Industries	Electronics/electrical	\$5,430,609.86	1.6787%
Attachmate Corporation - Second Lien Term Loan	ATCHMTECRP_SL	High Tech Industries	Electronics/electrical	\$7,000,000.00	2.1638%
Compucom Systems Inc - Term Loan	COMPUCOMSY_TL	Services: Business	Business equipment & services	\$6,982,500.00	2.1584%
CRCI Holdings Inc - Delayed Draw Term Loan	CRCHOLDG_DDTL	Utilities: Electric	Utilities	\$1,687,500.00	0.5216%
CRCI Holdings Inc - Dollar Term Loan	CRCIHLDG_USTL	Utilities: Electric	Utilities	\$5,812,500.00	1.7967%
Cunningham Lindsey US Inc - First Lien Initial Term Loan	CUNINGHLIND_FL	Banking, Finance, Insurance & Real Estate	Property & Casualty Insurance	\$2,977,500.00	0.9204%
Deltek Inc - First Lien Term Loan	DELTEKINC_FL	Services: Business	Business equipment & services	\$4,615,125.00	1.4266%
DG FastChannel Inc - Initial Term Loan	DGFSTCHNL_TLB	Media: Broadcasting & Subscription	Cable & satellite television	\$5,214,055.70	1.6118%
Edmentum Inc - First Lien Term Loan	PLATOINC_TL	Services: Consumer	Business equipment & services	\$1,927,934.45	0.5960%
First American Payment Systems - First Lien Term Loan	1STAMPYMT_FL	Banking, Finance, Insurance & Real Estate	Financial intermediaries	\$3,602,000.00	1.1134%
First American Payment Systems - Second Lien Term Loan	1STAMPYMT_SL	Banking, Finance, Insurance & Real Estate	Financial intermediaries	\$5,600,000.00	1.7311%
First Data Corp - 2017 New Dollar Term Loan	1STDATA_RE17TL	Banking, Finance, Insurance & Real Estate	Financial intermediaries	\$9,050,721.38	2.7977%
First Data Corp - 2018B New Term Loan	1STDAT_18BNTL	Banking, Finance, Insurance & Real Estate	Financial intermediaries	\$480,952.38	0.1487%
Generic Drug Holdings Inc - Term B-1 Loan	GNRCDRGH_TB1L	Healthcare & Pharmaceuticals	Health care	\$3,491,250.00	1.0792%
Grede I LLC - Term Loan	GREDEILLC_TL	Automotive	Automotive	\$2,058,974.70	0.6365%
Healogics Inc - First Lien Term B Loan	HEALOGICS_FL	Healthcare & Pharmaceuticals	Health care	\$3,316,666.66	1.0252%
Healogics Inc - Second Lien Term Loan	HEALOGICIN_SL	Healthcare & Pharmaceuticals	Health care	\$4,000,000.00	1.2365%
Help Systems Holdings Inc - First Lien Initial Term Loan	HELPSYS_TL	High Tech Industries	Electronics/electrical	\$9,600,000.00	2.9675%
Hoffmaster Group Inc - First Lien Term Loan	HOFFMSTRGP_TL	Retail	Retailers (except food & drug)	\$1,909,788.00	0.5903%
iEnergizer Limited - Term Loan	IENERGZRLD_TL	Media: Advertising, Printing & Publishing	Publishing	\$7,800,000.00	2.4111%
Integra Telecom Holdings Inc - Term B Loan	INTGTLCMH_TBL	Telecommunications	Telecommunications	\$4,338,200.00	1.3410%
Jackson Hewitt Inc - Senior Secured Term Loan	JCKSNHWT_SSTL	Services: Consumer	Retailers (except food & drug)	\$9,600,000.00	2.9675%
JHCI Acquisition Inc - First Lien Term Loan	JACOBSON_1TL	Transportation: Cargo	Surface transport	\$8,813,863.64	2.7245%
Mercury Payment Systems LLC - Term Loan	MCRCRYPYMT_TL	Banking, Finance, Insurance & Real Estate	Financial intermediaries	\$989,915.97	0.3060%
Merrill Communications LLC - Term Loan	MERILCOM_TL	Media: Advertising, Printing & Publishing	Publishing	\$11,880,577.27	3.6725%
MModal Inc - Term B Loan	MMODAL_BTL	Healthcare & Pharmaceuticals	Health care	\$3,816,629.21	1.1798%
NAB Holdings LLC - Term Loan	NABHOLDNG_TL	Banking, Finance, Insurance & Real Estate	Financial intermediaries	\$2,812,500.00	0.8694%
National Vision Inc - Term Loan	NTLVISN_TL	Consumer goods: Non-durable	Retailers (except food & drug)	\$3,893,333.33	1.2035%
New Breed Inc - Term Loan	NEWBREDINC_TL	Transportation: Cargo	Surface transport	\$3,903,333.33	1.2066%
NexTag Inc - Term Loan	NEXTAGINC_TL	Retail	Retailers (except food & drug)	\$6,640,577.63	2.0527%
Otter Products LLC - Term Loan	OTTERPRDCT_TL	Chemicals, Plastics, & Rubber	Chemicals & plastics	\$12,166,000.00	3.7607%
Packaging Coordinators Inc - First Lien Term Loan B	PCKNGCOORD_FL	Containers, Packaging & Glass	Containers & glass products	\$4,987,500.00	1.5417%
Presidio Inc - New Term Loan	PRESIDIO_FLTL	Services: Business	Business equipment & services	\$3,465,000.00	1.0711%
Radnet Management Inc - Tranche B Term Loan	RADNTMNGE_NTL	Healthcare & Pharmaceuticals	Health care	\$3,960,010.30	1.2241%
Renfro Corporation - Tranche B Term Loan	RENFRO_TLB	Consumer goods: Non-durable	Clothing/textiles	\$2,646,666.67	0.8181%
Roundy's Supermarkets Inc - Tranche B Term Loan	77999V9T1	Beverage, Food & Tobacco	Food/drug retailers	\$8,909,480.40	2.7541%
Sedgwick Claims Management Services Inc - Second Lien Term B Loan	SDGCLMNGSV_SL	Banking, Finance, Insurance & Real Estate	Insurance	\$1,500,000.00	0.4637%
Sedgwick Claims Management Services Inc - Term B Loan	SDGWCKCMS_FL	Banking, Finance, Insurance & Real Estate	Insurance	\$1,995,000.00	0.6167%
SESAC Holdco II LLC - First Lien Term Loan	SESACHLDCO_FL	Media: Broadcasting & Subscription	Radio & Television	\$8,257,600.00	2.5526%
SESAC Holdco II LLC - Second Lien Term Loan	SESACHLDII_SL	Media: Broadcasting & Subscription	Radio & Television	\$2,000,000.00	0.6182%
SkillSoft Corporation - New Term Loan	SKILLSFT_NTL	Services: Business	Business equipment & services	\$2,554,761.98	0.7897%
SourceHOV LLC - First Lien Term B Loan	SOURCEHOV_FL	Services: Business	Business equipment & services	\$4,788,000.00	1.4801%
SourceHOV LLC - Second Lien Term Loan	SRCEHOV_SL	Services: Business	Business equipment & services	\$2,000,000.00	0.6182%
Sportsman's Warehouse Inc - First Out Term Loan	SPRTSMNW_FOTL	Consumer goods: Durable	Retailers (except food & drug)	\$9,576,000.00	2.9601%
STG-Fairway Acquisitions Inc - First Lien Term Loan	FRSTADVCRP_FL	Services: Business	Business equipment & services	\$3,457,625.00	1.0688%
SumTotal Systems LLC - Second Lien Term Loan	SUMTOTLSYS_SL	Services: Business	Business equipment & services	\$11,250,000.00	3.4776%
Technimark LLC - Initial Term Loan	TECHNIMRK_ITL	Containers, Packaging & Glass	Containers & glass products	\$9,576,000.00	2.9601%
TeleGuam Holdings LLC - Second Lien Term Loan	TELEGUAMHD_SL	Telecommunications	Telecommunications	\$5,312,500.00	1.6422%

Security	Security ID	Moody's Industry	S&P Industry	Principal Balance	% of APA
Topps Company (The) - Term Loan	TOPSCOMPNY_TL	Hotel, Gaming & Leisure	Leisure goods/activities/movies	\$6,700,000.00	2.0711%
TravelCLICK Inc - First Lien Term B Loan	TRVLCLCK_FLTB	Hotel, Gaming & Leisure	Lodging & casinos	\$7,163,392.22	2.2143%
UniTek Global Services Inc - New Incremental Term Loan	UNITKGLB_NITL	Media: Broadcasting & Subscription	Cable & satellite television	\$2,963,073.34	0.9159%
UniTek Global Services Inc - New Incremental Term Loan PIK	UTKGSI_NITLPK	Media: Broadcasting & Subscription	Cable & satellite television	\$0.00	0.0000%
Vision Solutions Inc - Second Lien Term Loan	VISNSOLT_SLTL	High Tech Industries	Electronics/electrical	\$5,600,000.00	1.7311%
Wall Street Systems Delaware Inc - First Lien Term Loan	WALSTYSDE_FL	Banking, Finance, Insurance & Real Estate	Financial intermediaries	\$3,970,000.00	1.2272%
Waupaca Foundry Inc - Tranche A-1 Loan	WAUPACFND_TA1	Automotive	Automotive	\$9,353,403.21	2.8913%
Grand Total				\$303,665,452.40	93.8684%

Portfolio Assets: Moody's Industry Information

Security	Security ID	Principal Balance	% of APA
Automotive			
ASP HHI Acquisition Co Inc - Additional Term Loan	ASPHIACQ_RTL	\$4,033,097.43	1.2467%
Grede I LLC - Term Loan	GREDEILLC_TL	\$2,058,974.70	0.6365%
Waupaca Foundry Inc - Tranche A-1 Loan	WAUPACFND_TA1	\$9,353,403.21	2.8913%
	Automotive Subtotal	\$15,445,475.34	4.7745%
Banking, Finance, Insurance & Real Estate			
Cunningham Lindsey US Inc - First Lien Initial Term Loan	CUNINGHLIND_FL	\$2,977,500.00	0.9204%
First American Payment Systems - First Lien Term Loan	1STAMRPYMT_FL	\$3,602,000.00	1.1134%
First American Payment Systems - Second Lien Term Loan	1STAMRPYMT_SL	\$5,600,000.00	1.7311%
First Data Corp - 2017 New Dollar Term Loan	1STDATA_RE17TL	\$9,050,721.38	2.7977%
First Data Corp - 2018B New Term Loan	1STDAT_18BNTL	\$480,952.38	0.1487%
Mercury Payment Systems LLC - Term Loan	MRCRYPYMT_TL	\$989,915.97	0.3060%
NAB Holdings LLC - Term Loan	NABHOLDNG_TL	\$2,812,500.00	0.8694%
Sedgwick Claims Management Services Inc - Second Lien Term B Loan	SDGCLMNGSV_SL	\$1,500,000.00	0.4637%
Sedgwick Claims Management Services Inc - Term B Loan	SDGWCKCMS_FL	\$1,995,000.00	0.6167%
Wall Street Systems Delaware Inc - First Lien Term Loan	WALSTYSDE_FL	\$3,970,000.00	1.2272%
	Banking, Finance, Insurance & Real Estate Subtotal	\$32,978,589.73	10.1943%
Beverage, Food & Tobacco			
Roundy's Supermarkets Inc - Tranche B Term Loan	77999V9T1	\$8,909,480.40	2.7541%
	Beverage, Food & Tobacco Subtotal	\$8,909,480.40	2.7541%
Chemicals, Plastics, & Rubber			
Otter Products LLC - Term Loan	OTTERPRDCT_TL	\$12,166,000.00	3.7607%
	Chemicals, Plastics, & Rubber Subtotal	\$12,166,000.00	3.7607%
Consumer goods: Durable			
Sportsman's Warehouse Inc - First Out Term Loan	SPRTSMNW_FOTL	\$9,576,000.00	2.9601%
	Consumer goods: Durable Subtotal	\$9,576,000.00	2.9601%
Consumer goods: Non-durable			
ABB Con-Cise Optical Group LLC - Term B-1 Loan	ABBCONCSE_TB1	\$6,633,333.34	2.0505%
National Vision Inc - Term Loan	NTLVISN_TL	\$3,893,333.33	1.2035%
Renfro Corporation - Tranche B Term Loan	RENFRO_TLB	\$2,646,666.67	0.8181%
	Consumer goods: Non-durable Subtotal	\$13,173,333.34	4.0721%
Containers, Packaging & Glass			
Packaging Coordinators Inc - First Lien Term Loan B	PCKNGCOORD_FL	\$4,987,500.00	1.5417%
Technimark LLC - Initial Term Loan	TECHNIMRK_ITL	\$9,576,000.00	2.9601%
	Containers, Packaging & Glass Subtotal	\$14,563,500.00	4.5018%
Healthcare & Pharmaceuticals			
Generic Drug Holdings Inc - Term B-1 Loan	GNRCDRGH_TB1L	\$3,491,250.00	1.0792%
Healogics Inc - First Lien Term B Loan	HEALOGICS_FL	\$3,316,666.66	1.0252%
Healogics Inc - Second Lien Term Loan	HEALOGICIN_SL	\$4,000,000.00	1.2365%
MModal Inc - Term B Loan	MMODAL_BTL	\$3,816,629.21	1.1798%
Radnet Management Inc - Tranche B Term Loan	RADNTMNGE_NTL	\$3,960,010.30	1.2241%

	Healthcare & Pharmaceuticals Subtotal	\$18,584,556.18	5.7448%
High Tech Industries			
Attachmate Corporation - First Lien Term Loan	ATTCHMTE_FL	\$5,430,609.86	1.6787%
Attachmate Corporation - Second Lien Term Loan	ATCHMTECRP_SL	\$7,000,000.00	2.1638%
Help Systems Holdings Inc - First Lien Initial Term Loan	HELPSYS_TL	\$9,600,000.00	2.9675%
Vision Solutions Inc - Second Lien Term Loan	VISNSOLT_SLTL	\$5,600,000.00	1.7311%
	High Tech Industries Subtotal	\$27,630,609.86	8.5411%
Hotel, Gaming & Leisure			
Topps Company (The) - Term Loan	TOPSCOMPNY_TL	\$6,700,000.00	2.0711%
TravelCLICK Inc - First Lien Term B Loan	TRVLCCLK_FLTB	\$7,163,392.22	2.2143%
	Hotel, Gaming & Leisure Subtotal	\$13,863,392.22	4.2854%
Media: Advertising, Printing & Publishing			
Arsloane Acquisition LLC - First Lien Tranche B Term Loan	ARSLOANE_TRB	\$9,600,000.00	2.9675%
iEnergizer Limited - Term Loan	IENERGZRLD_TL	\$7,800,000.00	2.4111%
Merrill Communications LLC - Term Loan	MERILCOM_TL	\$11,880,577.27	3.6725%
	Media: Advertising, Printing & Publishing Subtotal	\$29,280,577.27	9.0511%
Media: Broadcasting & Subscription			
DG FastChannel Inc - Initial Term Loan	DGFSTCHNL_TLB	\$5,214,055.70	1.6118%
SESAC Holdco II LLC - First Lien Term Loan	SESACHLDCO_FL	\$8,257,600.00	2.5526%
SESAC Holdco II LLC - Second Lien Term Loan	SESACHLDII_SL	\$2,000,000.00	0.6182%
UniTek Global Services Inc - New Incremental Term Loan	UNITKGLB_NITL	\$2,963,073.34	0.9159%
UniTek Global Services Inc - New Incremental Term Loan PIK	UTKGSI_NITLPK	\$0.00	0.0000%
	Media: Broadcasting & Subscription Subtotal	\$18,434,729.04	5.6985%
Retail			
Hoffmaster Group Inc - First Lien Term Loan	HOFFMSTRGP_TL	\$1,909,788.00	0.5903%
NexTag Inc - Term Loan	NEXTAGINC_TL	\$6,640,577.63	2.0527%
	Retail Subtotal	\$8,550,365.63	2.6431%
Services: Business			
Compucom Systems Inc - Term Loan	COMPUCOMSY_TL	\$6,982,500.00	2.1584%
Deltek Inc - First Lien Term Loan	DELTEKINC_FL	\$4,615,125.00	1.4266%
Presidio Inc - New Term Loan	PRESIDIO_FLTL	\$3,465,000.00	1.0711%
SkillSoft Corporation - New Term Loan	SKILLSFT_NTL	\$2,554,761.98	0.7897%
SourceHOV LLC - First Lien Term B Loan	SOURCEHOV_FL	\$4,788,000.00	1.4801%
SourceHOV LLC - Second Lien Term Loan	SRCEHOV_SL	\$2,000,000.00	0.6182%
STG-Fairway Acquisitions Inc - First Lien Term Loan	FRSTADVCRP_FL	\$3,457,625.00	1.0688%
SumTotal Systems LLC - Second Lien Term Loan	SUMTOTLSYS_SL	\$11,250,000.00	3.4776%
	Services: Business Subtotal	\$39,113,011.98	12.0905%
Services: Consumer			
Edmentum Inc - First Lien Term Loan	PLATOINC_TL	\$1,927,934.45	0.5960%
Jackson Hewitt Inc - Senior Secured Term Loan	JCKSNHWT_SSTL	\$9,600,000.00	2.9675%
	Services: Consumer Subtotal	\$11,527,934.45	3.5635%
Telecommunications			
Integra Telecom Holdings Inc - Term B Loan	INTGTLCMH_TBL	\$4,338,200.00	1.3410%
TeleGuam Holdings LLC - Second Lien Term Loan	TELEGUAMHD_SL	\$5,312,500.00	1.6422%
	Telecommunications Subtotal	\$9,650,700.00	2.9832%
Transportation: Cargo			

Security	Security ID	Principal Balance	% of APA
JHCI Acquisition Inc - First Lien Term Loan	JACOBSON_1TL	\$8,813,863.64	2.7245%
New Breed Inc - Term Loan	NEWBREDINC_TL	\$3,903,333.33	1.2066%
	Transportation: Cargo Subtotal	\$12,717,196.97	3.9311%
Utilities: Electric			
CRCI Holdings Inc - Delayed Draw Term Loan	CRCHOLDG_DDTL	\$1,687,500.00	0.5216%
CRCI Holdings Inc - Dollar Term Loan	CRCIHLDG_USTL	\$5,812,500.00	1.7967%
	Utilities: Electric Subtotal	\$7,500,000.00	2.3184%
	Grand Total	\$303,665,452.40	93.8684%

Portfolio Assets: S&P Industry Information

Security	Security ID	Principal Balance	% of APA
Automotive			
ASP HHI Acquisition Co Inc - Additional Term Loan	ASPHHIACQ_RTL	\$4,033,097.43	1.2467%
Grede I LLC - Term Loan	GREDEILLC_TL	\$2,058,974.70	0.6365%
Waupaca Foundry Inc - Tranche A-1 Loan	WAUPACFND_TA1	\$9,353,403.21	2.8913%
	Automotive Subtotal	\$15,445,475.34	4.7745%
Business equipment & services			
Compucom Systems Inc - Term Loan	COMPUCOMSY_TL	\$6,982,500.00	2.1584%
Deltek Inc - First Lien Term Loan	DELTEKINC_FL	\$4,615,125.00	1.4266%
Edmentum Inc - First Lien Term Loan	PLATOINC_TL	\$1,927,934.45	0.5960%
Presidio Inc - New Term Loan	PRESIDIO_FLTL	\$3,465,000.00	1.0711%
SkillSoft Corporation - New Term Loan	SKILLSFT_NTL	\$2,554,761.98	0.7897%
SourceHOV LLC - First Lien Term B Loan	SOURCEHOV_FL	\$4,788,000.00	1.4801%
SourceHOV LLC - Second Lien Term Loan	SRCEHOV_SL	\$2,000,000.00	0.6182%
STG-Fairway Acquisitions Inc - First Lien Term Loan	FRSTADVCRP_FL	\$3,457,625.00	1.0688%
SumTotal Systems LLC - Second Lien Term Loan	SUMTOTLSYS_SL	\$11,250,000.00	3.4776%
	Business equipment & services Subtotal	\$41,040,946.43	12.6865%
Cable & satellite television			
DG FastChannel Inc - Initial Term Loan	DGFSTCHNL_TLB	\$5,214,055.70	1.6118%
UniTek Global Services Inc - New Incremental Term Loan	UNITKGLB_NITL	\$2,963,073.34	0.9159%
UniTek Global Services Inc - New Incremental Term Loan PIK	UTKGSI_NITLPIK	\$0.00	0.0000%
	Cable & satellite television Subtotal	\$8,177,129.04	2.5277%
Chemicals & plastics			
Otter Products LLC - Term Loan	OTTERPRDCT_TL	\$12,166,000.00	3.7607%
	Chemicals & plastics Subtotal	\$12,166,000.00	3.7607%
Clothing/textiles			
Renfro Corporation - Tranche B Term Loan	RENFRO_TLB	\$2,646,666.67	0.8181%
	Clothing/textiles Subtotal	\$2,646,666.67	0.8181%
Containers & glass products			
Packaging Coordinators Inc - First Lien Term Loan B	PCKNGCOORD_FL	\$4,987,500.00	1.5417%
Technimark LLC - Initial Term Loan	TECHNIMRK_ITL	\$9,576,000.00	2.9601%
	Containers & glass products Subtotal	\$14,563,500.00	4.5018%
Electronics/electrical			
Attachmate Corporation - First Lien Term Loan	ATTCHMTE_FL	\$5,430,609.86	1.6787%
Attachmate Corporation - Second Lien Term Loan	ATCHMTECRP_SL	\$7,000,000.00	2.1638%
Help Systems Holdings Inc - First Lien Initial Term Loan	HELPSYS_TL	\$9,600,000.00	2.9675%
Vision Solutions Inc - Second Lien Term Loan	VISNSOLT_SLTL	\$5,600,000.00	1.7311%
	Electronics/electrical Subtotal	\$27,630,609.86	8.5411%
Financial intermediaries			
First American Payment Systems - First Lien Term Loan	1STAMRPYMT_FL	\$3,602,000.00	1.1134%
First American Payment Systems - Second Lien Term Loan	1STAMRPYMT_SL	\$5,600,000.00	1.7311%
First Data Corp - 2017 New Dollar Term Loan	1STDATA_RE17TL	\$9,050,721.38	2.7977%
First Data Corp - 2018B New Term Loan	1STDAT_18BNTL	\$480,952.38	0.1487%

Security	Security ID	Principal Balance	% of APA
Mercury Payment Systems LLC - Term Loan	MRCRYPYMT_TL	\$989,915.97	0.3060%
NAB Holdings LLC - Term Loan	NABHOLDNG_TL	\$2,812,500.00	0.8694%
Wall Street Systems Delaware Inc - First Lien Term Loan	WALSTSYSDE_FL	\$3,970,000.00	1.2272%
	Financial intermediaries Subtotal	\$26,506,089.73	8.1935%
Food/drug retailers			
Roundy's Supermarkets Inc - Tranche B Term Loan	77999V9T1	\$8,909,480.40	2.7541%
	Food/drug retailers Subtotal	\$8,909,480.40	2.7541%
Health care			
Generic Drug Holdings Inc - Term B-1 Loan	GNRCDRGH_TB1L	\$3,491,250.00	1.0792%
Healogics Inc - First Lien Term B Loan	HEALOGICS_FL	\$3,316,666.66	1.0252%
Healogics Inc - Second Lien Term Loan	HEALOGICIN_SL	\$4,000,000.00	1.2365%
MModal Inc - Term B Loan	MMODAL_BTL	\$3,816,629.21	1.1798%
Radnet Management Inc - Tranche B Term Loan	RADNTMNGE_NTL	\$3,960,010.30	1.2241%
	Health care Subtotal	\$18,584,556.18	5.7448%
Insurance			
Sedgwick Claims Management Services Inc - Second Lien Term B Loan	SDGCLMNGSV_SL	\$1,500,000.00	0.4637%
Sedgwick Claims Management Services Inc - Term B Loan	SDGWCKCMS_FL	\$1,995,000.00	0.6167%
	Insurance Subtotal	\$3,495,000.00	1.0804%
Leisure goods/activities/movies			
Topps Company (The) - Term Loan	TOPSCOMPNY_TL	\$6,700,000.00	2.0711%
	Leisure goods/activities/movies Subtotal	\$6,700,000.00	2.0711%
Lodging & casinos			
TravelCLICK Inc - First Lien Term B Loan	TRVLCLCK_FLTB	\$7,163,392.22	2.2143%
	Lodging & casinos Subtotal	\$7,163,392.22	2.2143%
Property & Casualty Insurance			
Cunningham Lindsey US Inc - First Lien Initial Term Loan	CUNINGHLIND_FL	\$2,977,500.00	0.9204%
	Property & Casualty Insurance Subtotal	\$2,977,500.00	0.9204%
Publishing			
Arsloane Acquisition LLC - First Lien Tranche B Term Loan	ARSLOANE_TRB	\$9,600,000.00	2.9675%
iEnergizer Limited - Term Loan	IENERGZRLD_TL	\$7,800,000.00	2.4111%
Merrill Communications LLC - Term Loan	MERILCOM_TL	\$11,880,577.27	3.6725%
	Publishing Subtotal	\$29,280,577.27	9.0511%
Radio & Television			
SESAC Holdco II LLC - First Lien Term Loan	SESACHLDCO_FL	\$8,257,600.00	2.5526%
SESAC Holdco II LLC - Second Lien Term Loan	SESACHLDII_SL	\$2,000,000.00	0.6182%
	Radio & Television Subtotal	\$10,257,600.00	3.1708%
Retailers (except food & drug)			
ABB Con-Cise Optical Group LLC - Term B-1 Loan	ABBCONCSE_TB1	\$6,633,333.34	2.0505%
Hoffmaster Group Inc - First Lien Term Loan	HOFFMSTRGP_TL	\$1,909,788.00	0.5903%
Jackson Hewitt Inc - Senior Secured Term Loan	JCKSNHWT_SSTL	\$9,600,000.00	2.9675%
National Vision Inc - Term Loan	NTLVISN_TL	\$3,893,333.33	1.2035%
NexTag Inc - Term Loan	NEXTAGINC_TL	\$6,640,577.63	2.0527%
Sportsman's Warehouse Inc - First Out Term Loan	SPRTSMNW_FOTL	\$9,576,000.00	2.9601%

	Retailers (except food & drug) Subtotal	\$38,253,032.30	11.8247%
Surface transport			
JHCI Acquisition Inc - First Lien Term Loan	JACOBSON_1TL	\$8,813,863.64	2.7245%
New Breed Inc - Term Loan	NEWBREDINC_TL	\$3,903,333.33	1.2066%
	Surface transport Subtotal	\$12,717,196.97	3.9311%
Telecommunications			
Integra Telecom Holdings Inc - Term B Loan	INTGTLCMH_TBL	\$4,338,200.00	1.3410%
TeleGuam Holdings LLC - Second Lien Term Loan	TELEGUAMHD_SL	\$5,312,500.00	1.6422%
	Telecommunications Subtotal	\$9,650,700.00	2.9832%
Utilities			
CRCI Holdings Inc - Delayed Draw Term Loan	CRCHOLDG_DDTL	\$1,687,500.00	0.5216%
CRCI Holdings Inc - Dollar Term Loan	CRCIHLDG_USTL	\$5,812,500.00	1.7967%
	Utilities Subtotal	\$7,500,000.00	2.3184%
	Grand Total	\$303,665,452.40	93.8684%

Portfolio Assets: Affiliated Issuers

Security	Security ID	Principal Balance	Moody's Region	Country	Moody's Country Rating	Sovereign	Moody's DP Rating	S&P Rating	Security Type
ABB Con-Cise Optical Group LLC									
ABB Con-Cise Optical Group LLC - Term B-1 Loan	ABBCONCSE_TB1	\$6,633,333.34		United States	Aaa	No	B2	B	Loan
ABB Con-Cise Optical Group LLC Subtotal		\$6,633,333.34							
Arsloane Acquisition LLC									
Arsloane Acquisition LLC - First Lien Tranche B Term Loan	ARSLAONE_TRB	\$9,600,000.00		United States	Aaa	No	B2	B+	Loan
Arsloane Acquisition LLC Subtotal		\$9,600,000.00							
ASP HHI Acquisition Co Inc									
ASP HHI Acquisition Co Inc - Additional Term Loan	ASPHHIACQ_RTL	\$4,033,097.43		United States	Aaa	No	B2	B+	Loan
ASP HHI Acquisition Co Inc Subtotal		\$4,033,097.43							
Attachmate Corporation									
Attachmate Corporation - First Lien Term Loan	ATTCHMTE_FL	\$5,430,609.86		United States	Aaa	No	B2	B	Loan
Attachmate Corporation - Second Lien Term Loan	ATCHMTECRP_SL	\$7,000,000.00		United States	Aaa	No	B2	B	Loan
Attachmate Corporation Subtotal		\$12,430,609.86							
Compucom Systems Inc									
Compucom Systems Inc - Term Loan	COMPUCOMSY_TL	\$6,982,500.00		United States	Aaa	No	B2	B	Loan
Compucom Systems Inc Subtotal		\$6,982,500.00							
CRCI Holdings Inc									
CRCI Holdings Inc - Delayed Draw Term Loan	CRCHOLDG_DDTL	\$1,687,500.00		United States	Aaa	No	B3	***	Loan
CRCI Holdings Inc - Dollar Term Loan	CRCIHLDG_USTL	\$5,812,500.00		United States	Aaa	No	B3	***	Loan
CRCI Holdings Inc Subtotal		\$7,500,000.00							
Cunningham Lindsey US Inc									
Cunningham Lindsey US Inc - First Lien Initial Term Loan	CUNINGHLIND_FL	\$2,977,500.00		United States	Aaa	No	B1	B	Loan
Cunningham Lindsey US Inc Subtotal		\$2,977,500.00							
Deltek Inc									
Deltek Inc - First Lien Term Loan	DELTEKINC_FL	\$4,615,125.00		United States	Aaa	No	B3	B	Loan
Deltek Inc Subtotal		\$4,615,125.00							
DG FastChannel Inc									
DG FastChannel Inc - Initial Term Loan	DGFSTCHNL_TLB	\$5,214,055.70		United States	Aaa	No	B2	B+	Loan
DG FastChannel Inc Subtotal		\$5,214,055.70							
Edmentum Inc									
Edmentum Inc - First Lien Term Loan	PLATOINC_TL	\$1,927,934.45		United States	Aaa	No	B2	B	Loan
Edmentum Inc Subtotal		\$1,927,934.45							
First American Payment Systems									
First American Payment Systems - First Lien Term Loan	1STAMPYMT_FL	\$3,602,000.00		United States	Aaa	No	B2	B	Loan
First American Payment Systems - Second Lien Term Loan	1STAMPYMT_SL	\$5,600,000.00		United States	Aaa	No	Caa1	B	Loan
First American Payment Systems Subtotal		\$9,202,000.00							

Security	Security ID	Principal Balance	Moody's Region	Country	Moody's Country Rating	Sovereign	Moody's DP Rating	S&P Rating	Security Type
First Data Corp									
First Data Corp - 2017 New Dollar Term Loan	1STDATA_RE17TL	\$9,050,721.38		United States	Aaa	No	B3	B	Loan
First Data Corp - 2018B New Term Loan	1STDAT_18BNTL	\$480,952.38		United States	Aaa	No	B3	B	Loan
First Data Corp Subtotal		\$9,531,673.76							
Generic Drug Holdings Inc									
Generic Drug Holdings Inc - Term B-1 Loan	GNRCDRGH_TB1L	\$3,491,250.00		United States	Aaa	No	B2	B	Loan
Generic Drug Holdings Inc Subtotal		\$3,491,250.00							
Grede I LLC									
Grede I LLC - Term Loan	GREDEILLC_TL	\$2,058,974.70		United States	Aaa	No	B1	B+	Loan
Grede I LLC Subtotal		\$2,058,974.70							
Healogics Inc									
Healogics Inc - First Lien Term B Loan	HEALOGICS_FL	\$3,316,666.66		United States	Aaa	No	B2	B	Loan
Healogics Inc - Second Lien Term Loan	HEALOGICIN_SL	\$4,000,000.00		United States	Aaa	No	Caa1	B	Loan
Healogics Inc Subtotal		\$7,316,666.66							
Help Systems Holdings Inc									
Help Systems Holdings Inc - First Lien Initial Term Loan	HELPSYS_TL	\$9,600,000.00		United States	Aaa	No	***	B	Loan
Help Systems Holdings Inc Subtotal		\$9,600,000.00							
Hoffmaster Group Inc									
Hoffmaster Group Inc - First Lien Term Loan	HOFFMSTRGP_TL	\$1,909,788.00		United States	Aaa	No	B3	B	Loan
Hoffmaster Group Inc Subtotal		\$1,909,788.00							
iEnergizer Limited									
iEnergizer Limited - Term Loan	IENERGZRLD_TL	\$7,800,000.00		United Kingdom		No	B2	B	Loan
iEnergizer Limited Subtotal		\$7,800,000.00							
Integra Telecom Holdings Inc									
Integra Telecom Holdings Inc - Term B Loan	INTGTLCMH_TBL	\$4,338,200.00		United States	Aaa	No	B3	B+	Loan
Integra Telecom Holdings Inc Subtotal		\$4,338,200.00							
Jackson Hewitt Inc									
Jackson Hewitt Inc - Senior Secured Term Loan	JCKSNHWT_SSTL	\$9,600,000.00		United States	Aaa	No	***	***	Loan
Jackson Hewitt Inc Subtotal		\$9,600,000.00							
JHCI Acquisition Inc									
JHCI Acquisition Inc - First Lien Term Loan	JACOBSON_1TL	\$8,813,863.64		United States	Aaa	No	B3	B-	Loan
JHCI Acquisition Inc Subtotal		\$8,813,863.64							
Mercury Payment Systems LLC									
Mercury Payment Systems LLC - Term Loan	MRCRYPYMT_TL	\$989,915.97		United States	Aaa	No	B1	B+	Loan
Mercury Payment Systems LLC Subtotal		\$989,915.97							
Merrill Communications LLC									
Merrill Communications LLC - Term Loan	MERILCOM_TL	\$11,880,577.27		United States	Aaa	No	B3	B-	Loan
Merrill Communications LLC Subtotal		\$11,880,577.27							
MModal Inc									

Security	Security ID	Principal Balance	Moody's Region	Country	Moody's Country Rating	Sovereign	Moody's DP Rating	S&P Rating	Security Type
MModal Inc - Term B Loan	MMODAL_BTL	\$3,816,629.21		United States	Aaa	No	Caa1	B-	Loan
MModal Inc Subtotal		\$3,816,629.21							
NAB Holdings LLC									
NAB Holdings LLC - Term Loan	NABHOLDNG_TL	\$2,812,500.00		United States	Aaa	No	B1	BB-	Loan
NAB Holdings LLC Subtotal		\$2,812,500.00							
National Vision Inc									
National Vision Inc - Term Loan	NTLVISN_TL	\$3,893,333.33		United States	Aaa	No	B2	B+	Loan
National Vision Inc Subtotal		\$3,893,333.33							
New Breed Inc									
New Breed Inc - Term Loan	NEWBREDINC_TL	\$3,903,333.33		United States	Aaa	No	B2	B	Loan
New Breed Inc Subtotal		\$3,903,333.33							
NexTag Inc									
NexTag Inc - Term Loan	NEXTAGINC_TL	\$6,640,577.63		United States	Aaa	No	Caa1	B-	Loan
NexTag Inc Subtotal		\$6,640,577.63							
Otter Products LLC									
Otter Products LLC - Term Loan	OTTERPRDCT_TL	\$12,166,000.00		United States	Aaa	No	B1	B+	Loan
Otter Products LLC Subtotal		\$12,166,000.00							
Packaging Coordinators Inc									
Packaging Coordinators Inc - First Lien Term Loan B	PCKNGCOORD_FL	\$4,987,500.00		United States	Aaa	No	Caa1	***	Loan
Packaging Coordinators Inc Subtotal		\$4,987,500.00							
Presidio Inc									
Presidio Inc - New Term Loan	PRESIDIO_FLTL	\$3,465,000.00		United States	Aaa	No	B1	B+	Loan
Presidio Inc Subtotal		\$3,465,000.00							
Radnet Management Inc									
Radnet Management Inc - Tranche B Term Loan	RADNTMNGE_NTL	\$3,960,010.30		United States	Aaa	No	B2	B	Loan
Radnet Management Inc Subtotal		\$3,960,010.30							
Renfro Corporation									
Renfro Corporation - Tranche B Term Loan	RENFRO_TLB	\$2,646,666.67		United States	Aaa	No	B2	B	Loan
Renfro Corporation Subtotal		\$2,646,666.67							
Roundy's Supermarkets Inc									
Roundy's Supermarkets Inc - Tranche B Term Loan	77999V9T1	\$8,909,480.40		United States	Aaa	No	B2	B-	Loan
Roundy's Supermarkets Inc Subtotal		\$8,909,480.40							
Sedgwick CMS Holdings Inc									
Sedgwick Claims Management Services Inc - Second Lien Term B Loan	SDGCLMNGSV_SL	\$1,500,000.00		United States	Aaa	No	Caa1	B	Loan
Sedgwick Claims Management Services Inc - Term B Loan	SDGWCKCMS_FL	\$1,995,000.00		United States	Aaa	No	B2	B	Loan
Sedgwick CMS Holdings Inc Subtotal		\$3,495,000.00							
SESAC Holdco II LLC									
SESAC Holdco II LLC - First Lien Term Loan	SESACHLDCO_FL	\$8,257,600.00		United States	Aaa	No	B2	B	Loan
SESAC Holdco II LLC - Second Lien Term Loan	SESACHLDII_SL	\$2,000,000.00		United States	Aaa	No	Caa1	B	Loan

SESAC Holdco II LLC Subtotal		\$10,257,600.00							
SkillSoft Corporation									
SkillSoft Corporation - New Term Loan	SKILLSFT_NTL	\$2,554,761.98	United States	Aaa	No	B2	B	Loan	
SkillSoft Corporation Subtotal		\$2,554,761.98							
SourceHOV LLC									
SourceHOV LLC - First Lien Term B Loan	SOURCEHOV_FL	\$4,788,000.00	United States	Aaa	No	B2	B	Loan	
SourceHOV LLC - Second Lien Term Loan	SRCEHOV_SL	\$2,000,000.00	United States	Aaa	No	Caa1	B	Loan	
SourceHOV LLC Subtotal		\$6,788,000.00							
Sportsman's Warehouse Inc									
Sportsman's Warehouse Inc - First Out Term Loan	SPRTSMNW_FOTL	\$9,576,000.00	United States	Aaa	No	B2	B	Loan	
Sportsman's Warehouse Inc Subtotal		\$9,576,000.00							
STG-Fairway Acquisitions Inc									
STG-Fairway Acquisitions Inc - First Lien Term Loan	FRSTADVCRP_FL	\$3,457,625.00	United States	Aaa	No	***	B	Loan	
STG-Fairway Acquisitions Inc Subtotal		\$3,457,625.00							
SumTotal Systems LLC									
SumTotal Systems LLC - Second Lien Term Loan	SUMTOTLSYS_SL	\$11,250,000.00	United States	Aaa	No	Caa1	B	Loan	
SumTotal Systems LLC Subtotal		\$11,250,000.00							
Technimark LLC									
Technimark LLC - Initial Term Loan	TECHNIMRK_ITL	\$9,576,000.00	United States	Aaa	No	***	***	Loan	
Technimark LLC Subtotal		\$9,576,000.00							
TeleGuam Holdings LLC									
TeleGuam Holdings LLC - Second Lien Term Loan	TELEGUAMHD_SL	\$5,312,500.00	United States	Aaa	No	***	***	Loan	
TeleGuam Holdings LLC Subtotal		\$5,312,500.00							
Topps Company (The)									
Topps Company (The) - Term Loan	TOPSCOMPNY_TL	\$6,700,000.00	United States	Aaa	No	B2	B	Loan	
Topps Company (The) Subtotal		\$6,700,000.00							
TravelCLICK Inc									
TravelCLICK Inc - First Lien Term B Loan	TRVLCLCK_FLTB	\$7,163,392.22	United States	Aaa	No	B2	B	Loan	
TravelCLICK Inc Subtotal		\$7,163,392.22							
UniTek Global Services Inc									
UniTek Global Services Inc - New Incremental Term Loan	UNITKGLB_NITL	\$2,963,073.34	United States	Aaa	No	Caa2	CCC-	Loan	
UniTek Global Services Inc - New Incremental Term Loan PIK	UTKGSI_NITLPK	\$0.00	United States	Aaa	No	Caa2	CCC-	Loan	
UniTek Global Services Inc Subtotal		\$2,963,073.34							
Vision Solutions Inc									
Vision Solutions Inc - Second Lien Term Loan	VISNSOLT_SLTL	\$5,600,000.00	United States	Aaa	No	Caa1	B+	Loan	
Vision Solutions Inc Subtotal		\$5,600,000.00							
Wall Street Systems Delaware Inc									
Wall Street Systems Delaware Inc - First Lien Term Loan	WALSTSYSDE_FL	\$3,970,000.00	United States	Aaa	No	B3	B	Loan	
Wall Street Systems Delaware Inc Subtotal		\$3,970,000.00							
Waupaca Foundry Inc									
Waupaca Foundry Inc - Tranche A-1 Loan	WAUPACFND_TA1	\$9,353,403.21	United States	Aaa	No	B1	B+	Loan	

Waupaca Foundry Inc Subtotal	\$9,353,403.21
------------------------------	----------------

Grand Total	\$303,665,452.40
-------------	------------------

Portfolio Assets: Country Information

Region	Moody Country Rating	S&P Country Rating	Security	Asset Type	Security ID	Sovereign	Country Group	Principal Balance	% of APB
United Kingdom									
			iEnergizer Limited - Term Loan	Loan	IENERGZRLD_TL	No	Group I	\$7,800,000.00	2.5686%
United Kingdom Subtotal								\$7,800,000.00	2.5686%
United States									
Aaa	AA+		ABB Con-Cise Optical Group LLC - Term B-1 Loan	Loan	ABBCONCSE_TB1	No		\$6,633,333.34	2.1844%
Aaa	AA+		Arsloane Acquisition LLC - First Lien Tranche B Term Loan	Loan	ARSLLOANE_TRB	No		\$9,600,000.00	3.1614%
Aaa	AA+		ASP HHI Acquisition Co Inc - Additional Term Loan	Loan	ASPHHIACQ_RTL	No		\$4,033,097.43	1.3281%
Aaa	AA+		Attachmate Corporation - First Lien Term Loan	Loan	ATTCHMTE_FL	No		\$5,430,609.86	1.7884%
Aaa	AA+		Attachmate Corporation - Second Lien Term Loan	Loan	ATCHMTECRP_SL	No		\$7,000,000.00	2.3052%
Aaa	AA+		Compucom Systems Inc - Term Loan	Loan	COMPUCOMSY_TL	No		\$6,982,500.00	2.2994%
Aaa	AA+		CRCI Holdings Inc - Delayed Draw Term Loan	Loan	CRCHOLDG_DDTL	No		\$1,687,500.00	0.5557%
Aaa	AA+		CRCI Holdings Inc - Dollar Term Loan	Loan	CRCIHLDG_USTL	No		\$5,812,500.00	1.9141%
Aaa	AA+		Cunningham Lindsey US Inc - First Lien Initial Term Loan	Loan	CUNINGHLIND_FL	No		\$2,977,500.00	0.9805%
Aaa	AA+		Deltek Inc - First Lien Term Loan	Loan	DELTEKINC_FL	No		\$4,615,125.00	1.5198%
Aaa	AA+		DG FastChannel Inc - Initial Term Loan	Loan	DGFSTCHNL_TLB	No		\$5,214,055.70	1.7170%
Aaa	AA+		Edmentum Inc - First Lien Term Loan	Loan	PLATOINC_TL	No		\$1,927,934.45	0.6349%
Aaa	AA+		First American Payment Systems - First Lien Term Loan	Loan	1STAMRPYMT_FL	No		\$3,602,000.00	1.1862%
Aaa	AA+		First American Payment Systems - Second Lien Term Loan	Loan	1STAMRPYMT_SL	No		\$5,600,000.00	1.8441%
Aaa	AA+		First Data Corp - 2017 New Dollar Term Loan	Loan	1STDATA_RE17TL	No		\$9,050,721.38	2.9805%
Aaa	AA+		First Data Corp - 2018B New Term Loan	Loan	1STDAT_18BNTL	No		\$480,952.38	0.1584%
Aaa	AA+		Generic Drug Holdings Inc - Term B-1 Loan	Loan	GNRCDRGH_TB1L	No		\$3,491,250.00	1.1497%
Aaa	AA+		Grede I LLC - Term Loan	Loan	GREDEILLC_TL	No		\$2,058,974.70	0.6780%
Aaa	AA+		Healogics Inc - First Lien Term B Loan	Loan	HEALOGICS_FL	No		\$3,316,666.66	1.0922%
Aaa	AA+		Healogics Inc - Second Lien Term Loan	Loan	HEALOGICIN_SL	No		\$4,000,000.00	1.3172%
Aaa	AA+		Help Systems Holdings Inc - First Lien Initial Term Loan	Loan	HELPSYS_TL	No		\$9,600,000.00	3.1614%
Aaa	AA+		Hoffmaster Group Inc - First Lien Term Loan	Loan	HOFFMSTRGP_TL	No		\$1,909,788.00	0.6289%
Aaa	AA+		Integra Telecom Holdings Inc - Term B Loan	Loan	INTGTLCMH_TBL	No		\$4,338,200.00	1.4286%
Aaa	AA+		Jackson Hewitt Inc - Senior Secured Term Loan	Loan	JCKSNHWT_SSTL	No		\$9,600,000.00	3.1614%
Aaa	AA+		JHCI Acquisition Inc - First Lien Term Loan	Loan	JACOBSON_1TL	No		\$8,813,863.64	2.9025%
Aaa	AA+		Mercury Payment Systems LLC - Term Loan	Loan	MRCRYPYMT_TL	No		\$989,915.97	0.3260%
Aaa	AA+		Merrill Communications LLC - Term Loan	Loan	MERILCOM_TL	No		\$11,880,577.27	3.9124%
Aaa	AA+		MModal Inc - Term B Loan	Loan	MMODAL_BTL	No		\$3,816,629.21	1.2569%
Aaa	AA+		NAB Holdings LLC - Term Loan	Loan	NABHOLDNG_TL	No		\$2,812,500.00	0.9262%
Aaa	AA+		National Vision Inc - Term Loan	Loan	NTLVISN_TL	No		\$3,893,333.33	1.2821%
Aaa	AA+		New Breed Inc - Term Loan	Loan	NEWBREDINC_TL	No		\$3,903,333.33	1.2854%
Aaa	AA+		NexTag Inc - Term Loan	Loan	NEXTAGINC_TL	No		\$6,640,577.63	2.1868%
Aaa	AA+		Otter Products LLC - Term Loan	Loan	OTTERPRDCT_TL	No		\$12,166,000.00	4.0064%
Aaa	AA+		Packaging Coordinators Inc - First Lien Term Loan B	Loan	PCKNGCOORD_FL	No		\$4,987,500.00	1.6424%
Aaa	AA+		Presidio Inc - New Term Loan	Loan	PRESIDIO_FLTL	No		\$3,465,000.00	1.1411%
Aaa	AA+		Radnet Management Inc - Tranche B Term Loan	Loan	RADNTMNGE_NTL	No		\$3,960,010.30	1.3041%
Aaa	AA+		Renfro Corporation - Tranche B Term Loan	Loan	RENFRO_TLB	No		\$2,646,666.67	0.8716%
Aaa	AA+		Roundy's Supermarkets Inc - Tranche B Term Loan	Loan	77999V9T1	No		\$8,909,480.40	2.9340%
Aaa	AA+		Sedgwick Claims Management Services Inc - Second Lien Term B Loan	Loan	SDGCLMNGSV_SL	No		\$1,500,000.00	0.4940%
Aaa	AA+		Sedgwick Claims Management Services Inc - Term B Loan	Loan	SDGWCKCMS_FL	No		\$1,995,000.00	0.6570%
Aaa	AA+		SESAC Holdco II LLC - First Lien Term Loan	Loan	SESACHLDCO_FL	No		\$8,257,600.00	2.7193%
Aaa	AA+		SESAC Holdco II LLC - Second Lien Term Loan	Loan	SESACHLDII_SL	No		\$2,000,000.00	0.6586%
Aaa	AA+		SkillSoft Corporation - New Term Loan	Loan	SKILLSFT_NTL	No		\$2,554,761.98	0.8413%
Aaa	AA+		SourceHOV LLC - First Lien Term B Loan	Loan	SOURCEHOV_FL	No		\$4,788,000.00	1.5767%

Region	Moody Country Rating	S&P Country Rating	Security	Asset Type	Security ID	Sovereign	Country Group	Principal Balance	% of APB
	Aaa	AA+	SourceHOV LLC - Second Lien Term Loan	Loan	SRCEHOV_SL	No		\$2,000,000.00	0.6586%
	Aaa	AA+	Sportsman's Warehouse Inc - First Out Term Loan	Loan	SPRTSMNW_FOTL	No		\$9,576,000.00	3.1535%
	Aaa	AA+	STG-Fairway Acquisitions Inc - First Lien Term Loan	Loan	FRSTADVCRP_FL	No		\$3,457,625.00	1.1386%
	Aaa	AA+	SumTotal Systems LLC - Second Lien Term Loan	Loan	SUMTOTLSYS_SL	No		\$11,250,000.00	3.7047%
	Aaa	AA+	Technimark LLC - Initial Term Loan	Loan	TECHNIMRK_ITL	No		\$9,576,000.00	3.1535%
	Aaa	AA+	TeleGuam Holdings LLC - Second Lien Term Loan	Loan	TELEGUAMHD_SL	No		\$5,312,500.00	1.7495%
	Aaa	AA+	Topps Company (The) - Term Loan	Loan	TOPSCOMPNY_TL	No		\$6,700,000.00	2.2064%
	Aaa	AA+	TravelCLICK Inc - First Lien Term B Loan	Loan	TRVLCLCK_FLTB	No		\$7,163,392.22	2.3590%
	Aaa	AA+	UniTek Global Services Inc - New Incremental Term Loan	Loan	UNITKGLB_NITL	No		\$2,963,073.34	0.9758%
	Aaa	AA+	UniTek Global Services Inc - New Incremental Term Loan PIK	Loan	UTKGSI_NITLPK	No		\$0.00	0.0000%
	Aaa	AA+	Vision Solutions Inc - Second Lien Term Loan	Loan	VISNSOLT_SLTL	No		\$5,600,000.00	1.8441%
	Aaa	AA+	Wall Street Systems Delaware Inc - First Lien Term Loan	Loan	WALSTSYSDE_FL	No		\$3,970,000.00	1.3074%
	Aaa	AA+	Waupaca Foundry Inc - Tranche A-1 Loan	Loan	WAUPACFND_TA1	No		\$9,353,403.21	3.0802%
United States Subtotal								\$295,865,452.40	97.4314%
Grand Total								\$303,665,452.40	100.0000%

Portfolio Assets: Discretionary Reason For Sale

Report Summary

**Discretionary Sale
Denominator**
\$160,967,453.61

Report Total
\$12,518,664.93

% of DSD
7.78%

Requirement
<= 20.00%

PASS

Issuer	Asset	Reason For Sale	Sale Date	Trade Amount
ABB Con-Cise Optical Group LLC	Retired - Term Loan	Discretionary	08-Jan-2013	\$1,500,000.00
CHS/Community Health Systems Inc	Extended Term Loan	Discretionary	04-Apr-2013	\$5,000,000.00
Infor (US) Inc	Tranche B-2 Term Loan	Discretionary	11-Jul-2013	\$2,708,978.75
Orbitz Worldwide Inc	Retired - Tranche C Term Loan	Discretionary	09-Apr-2013	\$533,333.33
Rovi Solutions Corp	Tranche B-3 Loan	Discretionary	18-Apr-2013	\$2,776,352.85
Grand Total				\$12,518,664.93

Portfolio Assets: Moody's Rating via RiskCalc Application

As of Date	03-Dec-2013
Reinvestment End Date	25-Aug-2016
Collateral Principal Amount	\$323,501,219.30
20% of Collateral Principal Amount	\$64,700,243.86
Collateral Obligations with a Moody's Rating previously determined by Moody's RiskCalc	\$0.00
Collateral Obligations with a Moody's Rating determined by Moody's RiskCalc	\$0.00
Requirement	\$64,700,243.86
Result	PASS

No records matched the report criteria or there is no data available.

Portfolio Assets: S&P Rating Information

Security	Asset Type	Security Level	SP Rating Source	DIP Obligation	Current Pay Obligation	Distressed Exchange Offer	Principal Balance	Type	SP Security Rating	SP Corporate Rating	Rating Estimate - SP	S&P Rating BF CW	Credit Watch	S&P Rating AF CW
ABB Con-Cise Optical Group LLC - Term B-1 Loan	Loan	Senior Secured	Issuer Credit Rating	No	No	No	\$6,633,333.34		B	B		B		B
Arsloane Acquisition LLC - First Lien Tranche B Term Loan	Loan	Senior Secured	Issuer Credit Rating	No	No	No	\$9,600,000.00		B+	B+		B+		B+
ASP HHI Acquisition Co Inc - Additional Term Loan	Loan	Senior Secured	Issuer Credit Rating	No	No	No	\$4,033,097.43		B+	B+		B+		B+
Attachmate Corporation - First Lien Term Loan	Loan	Senior Secured	Issuer Credit Rating	No	No	No	\$5,430,609.86		BB-	B	BB-	B		B
Attachmate Corporation - Second Lien Term Loan	Loan	Second Lien	Issuer Credit Rating	No	No	No	\$7,000,000.00		BB-	B	BB-	B		B
Compucom Systems Inc - Term Loan	Loan	Senior Secured	Issuer Credit Rating	No	No	No	\$6,982,500.00			B		B	NM	B
CRCI Holdings Inc - Delayed Draw Term Loan	Loan	Senior Secured	Rating Estimate	No	No	No	\$1,687,500.00	Per Clause (iii)(b)	***	***	***	***		***
CRCI Holdings Inc - Dollar Term Loan	Loan	Senior Secured	Rating Estimate	No	No	No	\$5,812,500.00	Per Clause (iii)(b)	***	***	***	***		***
Cunningham Lindsey US Inc - First Lien Initial Term Loan	Loan	Senior Secured	Issuer Credit Rating	No	No	No	\$2,977,500.00		B	B		B		B
Deltek Inc - First Lien Term Loan	Loan	Senior Secured	Issuer Credit Rating	No	No	No	\$4,615,125.00			B		B	NM	B
DG FastChannel Inc - Initial Term Loan	Loan	Senior Secured	Issuer Credit Rating	No	No	No	\$5,214,055.70		BB-	B+		B+	NM	B+
Edmentum Inc - First Lien Term Loan	Loan	Senior Secured	Issuer Credit Rating	No	No	No	\$1,927,934.45		BB-	B		B		B
First American Payment Systems - First Lien Term Loan	Loan	Senior Secured	Issuer Credit Rating	No	No	No	\$3,602,000.00		B	B		B		B
First American Payment Systems - Second Lien Term Loan	Loan	Second Lien	Issuer Credit Rating	No	No	No	\$5,600,000.00		CCC+	B	CCC+	B		B
First Data Corp - 2017 New Dollar Term Loan	Loan	Senior Secured	Issuer Credit Rating	No	No	No	\$9,050,721.38			B		B		B
First Data Corp - 2018B New Term Loan	Loan	Senior Secured	Issuer Credit Rating	No	No	No	\$480,952.38		B+	B		B		B
Generic Drug Holdings Inc - Term B-1 Loan	Loan	Senior Secured	Issuer Credit Rating	No	No	No	\$3,491,250.00		B	B		B		B
Grede I LLC - Term Loan	Loan	Senior Secured	Issuer Credit Rating	No	No	No	\$2,058,974.70			B+		B+		B+
Healogics Inc - First Lien Term B Loan	Loan	Senior Secured	Issuer Credit Rating	No	No	No	\$3,316,666.66		B	B		B		B
Healogics Inc - Second Lien Term Loan	Loan	Second Lien	Issuer Credit Rating	No	No	No	\$4,000,000.00			B		B		B
Help Systems Holdings Inc - First Lien Initial Term Loan	Loan	Senior Secured	Rating Estimate	No	No	No	\$9,600,000.00				B	B		B
Hoffmaster Group Inc - First Lien Term Loan	Loan	Senior Secured	Issuer Credit Rating	No	No	No	\$1,909,788.00		B	B		B		B
iEnergizer Limited - Term Loan	Loan	Senior Secured	Issuer Credit Rating	No	No	No	\$7,800,000.00		B	B		B		B
Integra Telecom Holdings Inc - Term B Loan	Loan	Senior Secured	Issuer Credit Rating	No	No	No	\$4,338,200.00		B	B		B	POS	B+
Jackson Hewitt Inc - Senior Secured Term Loan	Loan	Senior Secured	Rating Estimate	No	No	No	\$9,600,000.00	Shadow	***	***	***	***		***
JHCI Acquisition Inc - First Lien Term Loan	Loan	Senior Secured	Issuer Credit Rating	No	No	No	\$8,813,863.64			B-		B-	NM	B-
Mercury Payment Systems LLC - Term Loan	Loan	Senior Secured	Issuer Credit Rating	No	No	No	\$989,915.97		BB-	B+		B+		B+
Merrill Communications LLC - Term Loan	Loan	Senior Secured	Issuer Credit Rating	No	No	No	\$11,880,577.27		B	B-		B-	NM	B-
MModal Inc - Term B Loan	Loan	Senior Secured	Issuer Credit Rating	No	No	No	\$3,816,629.21		B	B-	B-	B-		B-
NAB Holdings LLC - Term Loan	Loan	Senior Secured	Issuer Credit Rating	No	No	No	\$2,812,500.00		BB+	BB-		BB-		BB-
National Vision Inc - Term Loan	Loan	Senior Secured	Issuer Credit Rating	No	No	No	\$3,893,333.33		BB-	B+		B+		B+
New Breed Inc - Term Loan	Loan	Senior Secured	Issuer Credit Rating	No	No	No	\$3,903,333.33		B	B		B		B
NexTag Inc - Term Loan	Loan	Senior Secured	Issuer Credit Rating	No	No	No	\$6,640,577.63		B-	B-	CCC	B-	NM	B-
Otter Products LLC - Term Loan	Loan	Senior Secured	Issuer Credit Rating	No	No	No	\$12,166,000.00		B+	B+		B+		B+
Packaging Coordinators Inc - First Lien Term Loan B	Loan	Senior Secured	Rating Estimate	No	No	No	\$4,987,500.00	Per Clause (iii)(b)	***	***	***	***		***
Presidio Inc - New Term Loan	Loan	Senior Secured	Issuer Credit Rating	No	No	No	\$3,465,000.00		B+	B+		B+		B+
Radnet Management Inc - Tranche B Term Loan	Loan	Senior Secured	Issuer Credit Rating	No	No	No	\$3,960,010.30		B+	B		B		B
Renfro Corporation - Tranche B Term Loan	Loan	Senior Secured	Issuer Credit Rating	No	No	No	\$2,646,666.67		B	B		B	NM	B
Roundy's Supermarkets Inc - Tranche B Term Loan	Loan	Senior Secured	Issuer Credit Rating	No	No	No	\$8,909,480.40		B+	B		B	NEG	B-
Sedgwick Claims Management Services Inc - Second Lien Term B Loan	Loan	Second Lien	Issuer Credit Rating	No	No	No	\$1,500,000.00		CCC+	B	CCC+	B		B
Sedgwick Claims Management Services Inc - Term B Loan	Loan	Senior Secured	Issuer Credit Rating	No	No	No	\$1,995,000.00		B+	B		B		B
SESAC Holdco II LLC - First Lien Term Loan	Loan	Senior Secured	Issuer Credit Rating	No	No	No	\$8,257,600.00		BB-	B	BB-	B		B
SESAC Holdco II LLC - Second Lien Term Loan	Loan	Second Lien	Issuer Credit Rating	No	No	No	\$2,000,000.00		CCC+	B		B		B
SkillSoft Corporation - New Term Loan	Loan	Senior Secured	Issuer Credit Rating	No	No	No	\$2,554,761.98		B+	B		B	NM	B
SourceHOV LLC - First Lien Term B Loan	Loan	Senior Secured	Issuer Credit Rating	No	No	No	\$4,788,000.00		B+	B		B		B
SourceHOV LLC - Second Lien Term Loan	Loan	Second Lien	Issuer Credit Rating	No	No	No	\$2,000,000.00		CCC+	B	CCC+	B		B
Sportsman's Warehouse Inc - First Out Term Loan	Loan	Senior Secured	Issuer Credit Rating	No	No	No	\$9,576,000.00		B	B		B		B
STG-Fairway Acquisitions Inc - First Lien Term Loan	Loan	Senior Secured	Issuer Credit Rating	No	No	No	\$3,457,625.00		B	B		B		B
SumTotal Systems LLC - Second Lien Term Loan	Loan	Second Lien	Issuer Credit Rating	No	No	No	\$11,250,000.00		CCC+	B	CCC+	B		B
Technimark LLC - Initial Term Loan	Loan	Senior Secured	Rating Estimate	No	No	No	\$9,576,000.00	Per Clause (iii)(b)	***	***	***	***		***
TeleGuam Holdings LLC - Second Lien Term Loan	Loan	Second Lien	Rating Estimate	No	No	No	\$5,312,500.00	Shadow	***	***	***	***		***
Toppo Company (The) - Term Loan	Loan	Senior Secured	Issuer Credit Rating	No	No	No	\$6,700,000.00			B		B		B
TravelCLICK Inc - First Lien Term B Loan	Loan	Senior Secured	Issuer Credit Rating	No	No	No	\$7,163,392.22		B	B		B		B
UniTek Global Services Inc - New Incremental Term Loan	Loan	Senior Secured	Rating Estimate	No	No	No	\$2,963,073.34		NR	NR	CCC-	CCC-		CCC-
UniTek Global Services Inc - New Incremental Term Loan PIK	Loan	Senior Secured	Rating Estimate	No	No	No	\$0.00			NR	CCC-	CCC-		CCC-
Vision Solutions Inc - Second Lien Term Loan	Loan	Second Lien	Issuer Credit Rating	No	No	No	\$5,600,000.00		B-	B+		B+		B+

Security	Asset Type	Security Level	SP Rating Source	DIP Obligation	Current Pay Obligation	Distressed Exchange Offer	Principal Balance	Type	SP Security Rating	SP Corporate Rating	Rating Estimate - SP	S&P Rating BF CW	Credit Watch	S&P Rating AF CW
Wall Street Systems Delaware Inc - First Lien Term Loan	Loan	Senior Secured	Issuer Credit Rating	No	No	No	\$3,970,000.00		B	B		B		B
Waupaca Foundry Inc - Tranche A-1 Loan	Loan	Senior Secured	Issuer Credit Rating	No	No	No	\$9,353,403.21			B+		B+		B+
Grand Total							\$303,665,452.40							

Portfolio Assets: Weighted Average Rating Factor

Weighted Average Moody's Rating Factor

3267

Security	Security ID	Principal Balance	Moody's DP Rating	Rating Factor	Weight
ABB Con-Cise Optical Group LLC - Term B-1 Loan	ABBCONCSE_TB1	\$6,633,333.34	B2	2,720.00	\$18,042,666,684.80
Arsloane Acquisition LLC - First Lien Tranche B Term Loan	ARSLOANE_TRB	\$9,600,000.00	B2	2,720.00	\$26,112,000,000.00
ASP HHI Acquisition Co Inc - Additional Term Loan	ASPHHIACQ_RTL	\$4,033,097.43	B2	2,720.00	\$10,970,025,009.60
Attachmate Corporation - First Lien Term Loan	ATTCHMTE_FL	\$5,430,609.86	B2	2,720.00	\$14,771,258,819.20
Attachmate Corporation - Second Lien Term Loan	ATCHMTECRP_SL	\$7,000,000.00	B2	2,720.00	\$19,040,000,000.00
Compucom Systems Inc - Term Loan	COMPUCOMSY_TL	\$6,982,500.00	B2	2,720.00	\$18,992,400,000.00
CRCI Holdings Inc - Delayed Draw Term Loan	CRCHOLDG_DDTL	\$1,687,500.00	B3	3,490.00	\$5,889,375,000.00
CRCI Holdings Inc - Dollar Term Loan	CRCIHLDG_USTL	\$5,812,500.00	B3	3,490.00	\$20,285,625,000.00
Cunningham Lindsey US Inc - First Lien Initial Term Loan	CUNINGHLIND_FL	\$2,977,500.00	B1	2,220.00	\$6,610,050,000.00
Deltek Inc - First Lien Term Loan	DELTEKINC_FL	\$4,615,125.00	B3	3,490.00	\$16,106,786,250.00
DG FastChannel Inc - Initial Term Loan	DGFSTCHNL_TLB	\$5,214,055.70	B2	2,720.00	\$14,182,231,504.00
Edmentum Inc - First Lien Term Loan	PLATOINC_TL	\$1,927,934.45	B2	2,720.00	\$5,243,981,704.00
First American Payment Systems - First Lien Term Loan	1STAMRPYMT_FL	\$3,602,000.00	B2	2,720.00	\$9,797,440,000.00
First American Payment Systems - Second Lien Term Loan	1STAMRPYMT_SL	\$5,600,000.00	Caa1	4,770.00	\$26,712,000,000.00
First Data Corp - 2017 New Dollar Term Loan	1STDATA_RE17TL	\$9,050,721.38	B3	3,490.00	\$31,587,017,616.20
First Data Corp - 2018B New Term Loan	1STDAT_18BNTL	\$480,952.38	B3	3,490.00	\$1,678,523,806.20
Generic Drug Holdings Inc - Term B-1 Loan	GNRCDRGH_TB1L	\$3,491,250.00	B2	2,720.00	\$9,496,200,000.00
Grede I LLC - Term Loan	GREDEILLC_TL	\$2,058,974.70	B1	2,220.00	\$4,570,923,834.00
Healogics Inc - First Lien Term B Loan	HEALOGICS_FL	\$3,316,666.66	B2	2,720.00	\$9,021,333,315.20
Healogics Inc - Second Lien Term Loan	HEALOGICIN_SL	\$4,000,000.00	Caa1	4,770.00	\$19,080,000,000.00
Help Systems Holdings Inc - First Lien Initial Term Loan	HELPSYS_TL	\$9,600,000.00	***	***	***
Hoffmaster Group Inc - First Lien Term Loan	HOFFMSTRGP_TL	\$1,909,788.00	B3	3,490.00	\$6,665,160,120.00
iEnergizer Limited - Term Loan	IENERGZRLD_TL	\$7,800,000.00	B2	2,720.00	\$21,216,000,000.00
Integra Telecom Holdings Inc - Term B Loan	INTGTLCMH_TBL	\$4,338,200.00	B3	3,490.00	\$15,140,318,000.00
Jackson Hewitt Inc - Senior Secured Term Loan	JCKSNHWT_SSTL	\$9,600,000.00	***	***	***
JHCI Acquisition Inc - First Lien Term Loan	JACOBSON_1TL	\$8,813,863.64	B3	3,490.00	\$30,760,384,103.60
Mercury Payment Systems LLC - Term Loan	MRCRYPYMT_TL	\$989,915.97	B1	2,220.00	\$2,197,613,453.40
Merrill Communications LLC - Term Loan	MERILCOM_TL	\$11,880,577.27	B3	3,490.00	\$41,463,214,672.30
MModal Inc - Term B Loan	MMODAL_BTL	\$3,816,629.21	Caa1	4,770.00	\$18,205,321,331.70
NAB Holdings LLC - Term Loan	NABHOLDNG_TL	\$2,812,500.00	B1	2,220.00	\$6,243,750,000.00
National Vision Inc - Term Loan	NTLVISN_TL	\$3,893,333.33	B2	2,720.00	\$10,589,866,657.60
New Breed Inc - Term Loan	NEWBREDINC_TL	\$3,903,333.33	B2	2,720.00	\$10,617,066,657.60
NexTag Inc - Term Loan	NEXTAGINC_TL	\$6,640,577.63	Caa1	4,770.00	\$31,675,555,295.10
Otter Products LLC - Term Loan	OTTERPRDCT_TL	\$12,166,000.00	B1	2,220.00	\$27,008,520,000.00
Packaging Coordinators Inc - First Lien Term Loan B	PCKNGCOORD_FL	\$4,987,500.00	Caa1	4,770.00	\$23,790,375,000.00
Presidio Inc - New Term Loan	PRESIDIO_FLTL	\$3,465,000.00	B1	2,220.00	\$7,692,300,000.00
Radnet Management Inc - Tranche B Term Loan	RADNTMNGE_NTL	\$3,960,010.30	B2	2,720.00	\$10,771,228,016.00
Renfro Corporation - Tranche B Term Loan	RENFRO_TLB	\$2,646,666.67	B2	2,720.00	\$7,198,933,342.40
Roundy's Supermarkets Inc - Tranche B Term Loan	77999V9T1	\$8,909,480.40	B2	2,720.00	\$24,233,786,688.00
Sedgwick Claims Management Services Inc - Second Lien Term B Loan	SDGCLMNGSV_SL	\$1,500,000.00	Caa1	4,770.00	\$7,155,000,000.00
Sedgwick Claims Management Services Inc - Term B Loan	SDGWCKCMS_FL	\$1,995,000.00	B2	2,720.00	\$5,426,400,000.00
SESAC Holdco II LLC - First Lien Term Loan	SESACHLDCO_FL	\$8,257,600.00	B2	2,720.00	\$22,460,672,000.00
SESAC Holdco II LLC - Second Lien Term Loan	SESACHLDII_SL	\$2,000,000.00	Caa1	4,770.00	\$9,540,000,000.00
SkillSoft Corporation - New Term Loan	SKILLSFT_NTL	\$2,554,761.98	B2	2,720.00	\$6,948,952,585.60
SourceHOV LLC - First Lien Term B Loan	SOURCEHOV_FL	\$4,788,000.00	B2	2,720.00	\$13,023,360,000.00
SourceHOV LLC - Second Lien Term Loan	SRCEHOV_SL	\$2,000,000.00	Caa1	4,770.00	\$9,540,000,000.00
Sportsman's Warehouse Inc - First Out Term Loan	SPRTSMNW_FOTL	\$9,576,000.00	B2	2,720.00	\$26,046,720,000.00
STG-Fairway Acquisitions Inc - First Lien Term Loan	FRSTADVCRP_FL	\$3,457,625.00	***	***	***

Security	Security ID	Principal Balance	Moody's DP Rating	Rating Factor	Weight
SumTotal Systems LLC - Second Lien Term Loan	SUMTOTLSYS_SL	\$11,250,000.00	Caa1	4,770.00	\$53,662,500,000.00
Technimark LLC - Initial Term Loan	TECHNIMRK_ITL	\$9,576,000.00	***	***	***
TeleGuam Holdings LLC - Second Lien Term Loan	TELEGUAMHD_SL	\$5,312,500.00	***	***	***
Topps Company (The) - Term Loan	TOPSCOMPNY_TL	\$6,700,000.00	B2	2,720.00	\$18,224,000,000.00
TravelCLICK Inc - First Lien Term B Loan	TRVLCLCK_FLTB	\$7,163,392.22	B2	2,720.00	\$19,484,426,838.40
UniTek Global Services Inc - New Incremental Term Loan	UNITKGLB_NITL	\$2,963,073.34	Caa2	6,500.00	\$19,259,976,710.00
UniTek Global Services Inc - New Incremental Term Loan PIK	UTKGSI_NITLPK	\$0.00	Caa2	6,500.00	\$0.00
Vision Solutions Inc - Second Lien Term Loan	VISNSOLT_SLTL	\$5,600,000.00	Caa1	4,770.00	\$26,712,000,000.00
Wall Street Systems Delaware Inc - First Lien Term Loan	WALSTSYSDE_FL	\$3,970,000.00	B3	3,490.00	\$13,855,300,000.00
Waupaca Foundry Inc - Tranche A-1 Loan	WAUPACFND_TA1	\$9,353,403.21	B1	2,220.00	\$20,764,555,126.20
	Grand Total	\$303,665,452.40			\$992,048,686,391.10

Portfolio Assets: Section 5.1 (g)

Collateral		
Aggregate Principal Balance of Collateral Obligations (Excluding Defaults)	\$303,665,452.40	
Plus:		
Principal Proceeds	\$19,835,766.90	
Collateral Principal Amount		\$323,501,219.30
Plus:		
Market Value of Defaulted Obligations	\$0.00	
Numerator		\$323,501,219.30
Aggregate Outstanding Amount Class A-1 Notes		\$176,000,000.00
Outcome:		183.8%
Requirement		>= 100.0%

Moody's Counterparty Criteria: Aggregate Participation Interest with Selling Institutions Rated <= Aaa

Report Summary

Collateral Principal
Amount Excl Def

\$323,501,219.30

Report Total

\$0.00

% of CPADef

0.0%

Requirement

<= 20.0%

PASS

No records matched the report criteria or there is no data available.

Moody's Counterparty Criteria: Aggregate Participation Interest with Selling Institutions Rated <= Aa1

Report Summary	Collateral Principal Amount Excl Def	Report Total	% of CPADef	Requirement	
	\$323,501,219.30	\$0.00	0.0%	<= 20.0%	PASS

No records matched the report criteria or there is no data available.

Moody's Counterparty Criteria: Aggregate Participation Interest with Selling Institutions Rated <= Aa2

Report Summary	Collateral Principal Amount Excl Def	Report Total	% of CPADef	Requirement	
	\$323,501,219.30	\$0.00	0.0%	<= 20.0%	PASS

No records matched the report criteria or there is no data available.

Moody's Counterparty Criteria: Aggregate Participation Interest with Selling Institutions Rated <= Aa3

Report Summary

Collateral Principal
Amount Excl Def

\$323,501,219.30

Report Total

\$0.00

% of CPADef

0.0%

Requirement

<= 20.0%

PASS

No records matched the report criteria or there is no data available.

Moody's Counterparty Criteria: Aggregate Participation Interest with Selling Institutions Rated <= A1 and P1

Report Summary	Collateral Principal Amount Excl Def	Report Total	% of CPADef	Requirement	
	\$323,501,219.30	\$0.00	0.0%	<= 12.5%	PASS

No records matched the report criteria or there is no data available.

Moody's Counterparty Criteria: Aggregate Participation Interest with Selling Institutions Rated <= A2

Report Summary	Collateral Principal Amount Excl Def	Report Total	% of CPADef	Requirement	
	\$323,501,219.30	\$0.00	0.0%	<= 0.0%	PASS

No records matched the report criteria or there is no data available.

Moody's Counterparty Criteria: Aggregate Participation Interest with Selling Institutions Rated <= A2 and P1

Report Summary	Collateral Principal Amount Excl Def	Report Total	% of CPADef	Requirement	
	\$323,501,219.30	\$0.00	0.0%	<= 7.5%	PASS

No records matched the report criteria or there is no data available.

Moody's Counterparty Criteria: Individual Participation Interest with Selling Institutions Rated <= Aaa

Report Summary	Collateral Principal Amount Excl Def	Report Total	% of CPADef	Requirement	
	\$323,501,219.30	\$0.00	0.0%	<= 20.0%	PASS

No records matched the report criteria or there is no data available.

Moody's Counterparty Criteria: Individual Participation Interest with Selling Institutions Rated <= Aa1

Report Summary	Collateral Principal Amount Excl Def	Report Total	% of CPADef	Requirement	
	\$323,501,219.30	\$0.00	0.0%	<= 20.0%	PASS

No records matched the report criteria or there is no data available.

Moody's Counterparty Criteria: Individual Participation Interest with Selling Institutions Rated <= Aa2

Report Summary	Collateral Principal Amount Excl Def	Report Total	% of CPADef	Requirement	
	\$323,501,219.30	\$0.00	0.0%	<= 20.0%	PASS

No records matched the report criteria or there is no data available.

Moody's Counterparty Criteria: Individual Participation Interest with Selling Institutions Rated <= Aa3

Report Summary	Collateral Principal Amount Excl Def	Report Total	% of CPADef	Requirement	
	\$323,501,219.30	\$0.00	0.0%	<= 15.0%	PASS

No records matched the report criteria or there is no data available.

Moody's Counterparty Criteria: Individual Participation Interest with Selling Institutions Rated <= A1 and P1

Report Summary	Collateral Principal Amount Excl Def	Report Total	% of CPADef	Requirement	
	\$323,501,219.30	\$0.00	0.0%	<= 10.0%	PASS

No records matched the report criteria or there is no data available.

Moody's Counterparty Criteria: Individual Participation Interest with Selling Institutions Rated <= A2

Report Summary	Collateral Principal Amount Excl Def	Report Total	% of CPADef	Requirement	
	\$323,501,219.30	\$0.00	0.0%	<= 0.0%	PASS

No records matched the report criteria or there is no data available.

Moody's Counterparty Criteria: Individual Participation Interest with Selling Institutions Rated <= A2 and P1

Report Summary	Collateral Principal Amount Excl Def	Report Total	% of CPADef	Requirement	
	\$323,501,219.30	\$0.00	0.0%	<= 5.0%	PASS

No records matched the report criteria or there is no data available.

Portfolio Assets: Cashflow Summary

Security	Transaction Type	Security ID	Transaction Date	Transaction Amount	Account Balance
TICC CLO 2012-1 LLC - Expense Reserve Account					
	Beginning Balance		05-Nov-2013	\$0.00	\$0.00
TICC CLO 2012-1 LLC - Expense Reserve Account Subtotal				\$0.00	
TICC CLO 2012-1 LLC - Interest Collection Account					
	Beginning Balance		05-Nov-2013	\$5,168,807.30	\$5,168,807.30
Web.com Group Inc - First Lien Term Loan	LIBOR Interest	WEBCOMGRP_FL	05-Nov-2013	\$8,613.39	\$5,177,420.68
National Vision Inc - Term Loan	LIBOR Interest	NTLVISN_TL	07-Nov-2013	\$46,809.26	\$5,224,229.94
National Vision Inc - Term Loan	LIBOR Interest	NTLVISN_TL	07-Nov-2013	\$23,374.81	\$5,247,604.76
Waupaca Foundry Inc - Tranche A-1 Loan	LIBOR Interest	WAUPACFND_TA1	07-Nov-2013	\$40,753.52	\$5,288,358.27
Grede I LLC - Term Loan	LIBOR Interest	GREDEILLC_TL	12-Nov-2013	\$1,594.04	\$5,289,952.32
Renaissance Learning Inc - Retired - Initial Term Loan	LIBOR Interest	RENAISLRN_ITL	14-Nov-2013	\$26,273.08	\$5,316,225.39
JHCI Acquisition Inc - First Lien Term Loan	LIBOR Interest	JACOBSON_1TL	15-Nov-2013	\$53,978.75	\$5,370,204.14
Six3 Systems Inc - Term Loan	LIBOR Interest	SIX3SYTM_TLB	15-Nov-2013	\$13,895.00	\$5,384,099.14
Attachmate Corporation - First Lien Term Loan	LIBOR Interest	ATTCHMTE_FL	18-Nov-2013	\$1,999.99	\$5,386,099.13
Attachmate Corporation - First Lien Term Loan	Prime Interest	ATTCHMTE_FL	18-Nov-2013	\$13.77	\$5,386,112.90
Grede I LLC - Term Loan	LIBOR Interest	GREDEILLC_TL	18-Nov-2013	\$2,191.81	\$5,388,304.71
SumTotal Systems LLC - Second Lien Term Loan	LIBOR Interest	SUMTOTLSYS_SL	18-Nov-2013	\$294,687.48	\$5,682,992.19
Otter Products LLC - Term Loan	LIBOR Interest	OTTERPRDCT_TL	19-Nov-2013	\$164,170.42	\$5,847,162.61
SESAC Holdco II LLC - First Lien Term Loan	LIBOR Interest	SESACHLDCO_FL	22-Nov-2013	\$39,911.73	\$5,887,074.34
SESAC Holdco II LLC - Second Lien Term Loan	LIBOR Interest	SESACHLDII_SL	22-Nov-2013	\$16,111.11	\$5,903,185.45
	Transfer from Interest Collection to Payment		25-Nov-2013	(\$5,168,807.71)	\$734,377.74
EIG Investors Corp - Retired - First Lien Term Loan	LIBOR Interest	EIGINVSTR_FL	25-Nov-2013	\$88,905.74	\$823,283.48
First Data Corp - 2017 New Dollar Term Loan	LIBOR Interest	1STDATA_RE17TL	25-Nov-2013	\$33,548.01	\$856,831.49
First Data Corp - 2018B New Term Loan	LIBOR Interest	1STDAT_18BNTL	25-Nov-2013	\$1,782.73	\$858,614.22
Hoffmaster Group Inc - First Lien Term Loan	LIBOR Interest	HOFFMSTRGP_TL	25-Nov-2013	\$6,530.67	\$865,144.89
Vision Solutions Inc - Second Lien Term Loan	Amendment Fee	VISNSOLT_SLTL	25-Nov-2013	\$28,000.00	\$893,144.89
First American Payment Systems - First Lien Term Loan	LIBOR Interest	1STAMPYMT_FL	27-Nov-2013	\$15,602.63	\$908,747.52
First American Payment Systems - Second Lien Term Loan	LIBOR Interest	1STAMPYMT_SL	27-Nov-2013	\$45,150.00	\$953,897.52
New Breed Inc - Term Loan	LIBOR Interest	NEWBREDINC_TL	27-Nov-2013	\$3,233.33	\$957,130.85
Roundy's Supermarkets Inc - Tranche B Term Loan	LIBOR Interest	77999V9T1	27-Nov-2013	\$16,096.34	\$973,227.19
Roundy's Supermarkets Inc - Tranche B Term Loan	LIBOR Interest	77999V9T1	27-Nov-2013	\$4,749.74	\$977,976.93
Web.com Group Inc - First Lien Term Loan	Delayed Compensation	WEBCOMGRP_FL	27-Nov-2013	(\$3,606.01)	\$974,370.92
Web.com Group Inc - First Lien Term Loan	COST OF CARRY	WEBCOMGRP_FL	27-Nov-2013	\$135.45	\$974,506.37
Web.com Group Inc - First Lien Term Loan	ClearPar Subtrade Fee	WEBCOMGRP_FL	27-Nov-2013	(\$19.00)	\$974,487.37
ASP HHI Acquisition Co Inc - Additional Term Loan	LIBOR Interest	ASPHHIACQ_RTL	29-Nov-2013	\$16,244.42	\$990,731.79
Compucom Systems Inc - Term Loan	LIBOR Interest	COMPUCOMSY_TL	29-Nov-2013	\$23,905.36	\$1,014,637.16
DG FastChannel Inc - Initial Term Loan	LIBOR Interest	DGFSTCHNL_TLB	29-Nov-2013	\$31,501.59	\$1,046,138.74
Merrill Communications LLC - Term Loan	LIBOR Interest	MERILCOM_TL	29-Nov-2013	\$69,385.87	\$1,115,524.62
New Breed Inc - Term Loan	LIBOR Interest	NEWBREDINC_TL	29-Nov-2013	\$16,616.67	\$1,132,141.28
SourceHOV LLC - First Lien Term B Loan	LIBOR Interest	SOURCEHOV_FL	29-Nov-2013	\$20,249.25	\$1,152,390.53
SourceHOV LLC - Second Lien Term Loan	LIBOR Interest	SRCEHOV_SL	29-Nov-2013	\$14,097.22	\$1,166,487.75
STG-Fairway Acquisitions Inc - First Lien Term Loan	LIBOR Interest	FRSTADVCRP_FL	29-Nov-2013	\$54,625.67	\$1,221,113.43
UniTek Global Services Inc - New Incremental Term Loan PIK	LIBOR Interest	UTKGSI_NITLPK	29-Nov-2013	\$2,614.48	\$1,223,727.90
UniTek Global Services Inc - New Incremental Term Loan	offset pik	UNITKGLB_NITL	29-Nov-2013	(\$10,244.47)	\$1,213,483.43
UniTek Global Services Inc - New Incremental Term Loan	LIBOR Interest	UNITKGLB_NITL	29-Nov-2013	\$35,803.80	\$1,249,287.23
Vision Solutions Inc - Second Lien Term Loan	LIBOR Interest	VISNSOLT_SLTL	29-Nov-2013	\$42,855.56	\$1,292,142.79
TravelCLICK Inc - First Lien Term B Loan	LIBOR Interest	TRVLCLCK_FLTB	30-Nov-2013	\$34,324.59	\$1,326,467.38
	Reinvestment Income		02-Dec-2013	\$114.56	\$1,326,581.94
	Reinvestment Income		02-Dec-2013	\$13.87	\$1,326,595.81

Security	Transaction Type	Security ID	Transaction Date	Transaction Amount	Account Balance
	Reinvestment Income		03-Dec-2013	\$0.31	\$1,326,596.12
Renfro Corporation - Tranche B Term Loan	LIBOR Interest	RENFRO_TLB	03-Dec-2013	\$36,997.47	\$1,363,593.59
TICC CLO 2012-1 LLC - Interest Collection Account Subtotal				\$1,363,593.59	
TICC CLO 2012-1 LLC - Payment Account					
	Beginning Balance		05-Nov-2013	\$0.09	\$0.09
	Transfer from Payment to Principal (EIP)		25-Nov-2013	(\$3,104,002.83)	(\$3,104,002.74)
	Transfer from Interest Collection to Payment		25-Nov-2013	\$5,168,807.71	\$2,064,804.97
	Transfer from Principal Collection to Payment		25-Nov-2013	\$3,104,002.83	\$5,168,807.80
	Transfer from Payment to Supplementa Expense		25-Nov-2013	(\$124,217.87)	\$5,044,589.93
	Ernst & Young INV US130911557		25-Nov-2013	(\$7,547.00)	\$5,037,042.93
	S&P INV 10334140		25-Nov-2013	(\$4,000.00)	\$5,033,042.93
	MOODY'S INV US13023637		25-Nov-2013	(\$3,500.00)	\$5,029,542.93
	Markit Fee Inv# 90099739		25-Nov-2013	(\$26,504.43)	\$5,003,038.50
	LIBOR Interest		25-Nov-2013	(\$895,160.93)	\$4,107,877.57
	LIBOR Interest		25-Nov-2013	(\$190,195.06)	\$3,917,682.51
	LIBOR Interest		25-Nov-2013	(\$291,397.93)	\$3,626,284.59
	LIBOR Interest		25-Nov-2013	(\$319,142.31)	\$3,307,142.28
	LIBOR Interest		25-Nov-2013	(\$3,285,110.24)	\$22,032.04
	Trustee Fees		26-Nov-2013	(\$22,032.04)	\$0.00
TICC CLO 2012-1 LLC - Payment Account Subtotal				\$0.00	
TICC CLO 2012-1 LLC - Principal Collection Account					
	Beginning Balance		05-Nov-2013	\$3,104,002.81	\$3,104,002.81
Web.com Group Inc - First Lien Term Loan	LIBOR Paydown	WEBCOMGRP_FL	05-Nov-2013	\$45,567.61	\$3,149,570.42
National Vision Inc - Term Loan	LIBOR Paydown	NTLVISN_TL	07-Nov-2013	\$30,000.00	\$3,179,570.42
Renaissance Learning Inc - Retired - Initial Term Loan	LIBOR Paydown	RENAISLRN_ITL	14-Nov-2013	\$3,655,384.61	\$6,834,955.04
JHCI Acquisition Inc - First Lien Term Loan	LIBOR Paydown	JACOBSON_1TL	15-Nov-2013	\$163,636.36	\$6,998,591.40
Six3 Systems Inc - Term Loan	LIBOR Paydown	SIX3SYTM_TLB	15-Nov-2013	\$4,764,000.00	\$11,762,591.40
Attachmate Corporation - First Lien Term Loan	LIBOR Paydown	ATTCHMTE_FL	18-Nov-2013	\$160,177.01	\$11,922,768.41
Attachmate Corporation - First Lien Term Loan	Prime Paydown	ATTCHMTE_FL	18-Nov-2013	\$1,264.27	\$11,924,032.68
	Transfer from Payment to Principal (EIP)		25-Nov-2013	\$3,104,002.83	\$15,028,035.51
	Transfer from Principal Collection to Payment		25-Nov-2013	(\$3,104,002.83)	\$11,924,032.68
EIG Investors Corp - First Lien Term Loan	Principal (Buy)	EIGINVSTR_FLT	25-Nov-2013	(\$5,886,173.37)	\$6,037,859.31
EIG Investors Corp - First Lien Term Loan	LIBOR Paydown	EIGINVSTR_FLT	25-Nov-2013	\$5,871,457.93	\$11,909,317.24
EIG Investors Corp - First Lien Term Loan	LIBOR Paydown	EIGINVSTR_FLT	25-Nov-2013	\$14,715.43	\$11,924,032.68
EIG Investors Corp - Retired - First Lien Term Loan	Principal (Sale)	EIGINVSTR_FL	25-Nov-2013	\$5,886,173.37	\$17,810,206.04
First American Payment Systems - First Lien Term Loan	LIBOR Paydown	1STAMPYMT_FL	27-Nov-2013	\$16,000.00	\$17,826,206.04
Web.com Group Inc - First Lien Term Loan	Upfront Fee (Sale)	WEBCOMGRP_FL	27-Nov-2013	\$19,232.06	\$17,845,438.11
Web.com Group Inc - First Lien Term Loan	Principal (Sale)	WEBCOMGRP_FL	27-Nov-2013	\$1,923,206.45	\$19,768,644.56
Web.com Group Inc - First Lien Term Loan	Economic Benefit	WEBCOMGRP_FL	27-Nov-2013	\$455.68	\$19,769,100.24
New Breed Inc - Term Loan	LIBOR Paydown	NEWBREDINC_TL	29-Nov-2013	\$66,666.67	\$19,835,766.90
UniTek Global Services Inc - New Incremental Term Loan PIK	Facility Increase	UTKGSI_NITLPK	29-Nov-2013	(\$10,244.85)	\$19,825,522.05
UniTek Global Services Inc - New Incremental Term Loan PIK	Upfront Fee (Buy)	UTKGSI_NITLPK	29-Nov-2013	\$10,244.85	\$19,835,766.90
TICC CLO 2012-1 LLC - Principal Collection Account Subtotal				\$19,835,766.90	
TICC CLO 2012-1 LLC - Ramp-Up Account					
	Beginning Balance		05-Nov-2013	\$0.00	\$0.00
TICC CLO 2012-1 LLC - Ramp-Up Account Subtotal				\$0.00	
TICC CLO 2012-1 LLC - Revolver Funding Account					
	Beginning Balance		05-Nov-2013	\$1,687,500.00	\$1,687,500.00

TICC CLO 2012-1 LLC - Supplemental Expense Reserve Account

	TICC CLO 2012-1 LLC - Revolver Funding Account Subtotal		\$1,687,500.00	
Beginning Balance		05-Nov-2013	\$6,680.14	\$6,680.14
Transfer from Payment to Supplementa Expense		25-Nov-2013	\$124,217.87	\$130,898.01
	TICC CLO 2012-1 LLC - Supplemental Expense Reserve Account Subtotal		\$130,898.01	