

**May 24, 2017**

The Bank of New York Mellon Trust Company, N.A.  
601 Travis St. 16th Floor  
Houston, TX 77002  
Attn: Kathy Gonzales

Moody's Investor Service  
7 World Trade Center  
New York, NY 10007  
Attn: CBO/CLO Monitoring

TICC Capital Corp  
8 Sound Shore Drive, Suite  
255 Greenwich, CT 06830  
Attn: Bruce Rubin

Standard and Poors  
55 Water Street, 41st Floor  
New York, NY 10041-0003  
Attn: Asset Backed-CBO/CLO Surveillance

Guggenheim Securities  
135 East 57<sup>th</sup> Street, 7<sup>th</sup> Floor  
New York, NY 10022  
Attn: Paul M. Friedman

**RE: Monthly Report Dated May 2, 2017**


Dear Colleagues:

Pursuant to Section 10.7(a) of the TICC CLO 2012-1 LLC Indenture, dated as of August 23, 2012, enclosed please find the Monthly Report for the period from and including **April 5, 2017** to and including **May 2, 2017**.

Sincerely,

TICC CLO 2012-1 LLC,

By: TICC Capital Corp. as Collateral Manager

  
Name: Saul Rosenthal  
Title: President

**Issuer Order**

The Bank of New York Mellon Trust Company,  
National Association  
601 Travis Street,  
17<sup>th</sup> Floor  
Houston, TX 77002  
Attention: Global Corporate Trust – TICC CLO 2012-1 LLC

Re: The risk retention letter, dated as of April 16, 2015 (the “Retention Letter”), from TICC Capital Corp. (the “Retention Provider”) to Guggenheim Securities, LLC and TICC CLO 2012-1 LLC

The Issuer hereby directs The Bank of New York Mellon Trust Company, National Association (the “Trustee”) to post to its internet website initially located at [gctinvestorreporting@bnymellon.com](mailto:gctinvestorreporting@bnymellon.com), the Article 122a Certification completed by the Collateral Manager and attached hereto as Annex A, along with the Monthly Report or the Distribution Report, as applicable. The Issuer acknowledges that by the posting of the Article 122a Certification, the Trustee does not make any representation as to the accuracy of the statements contained therein.

TICC CLO 2012-1 LLC,  
as Issuer

By: TICC Capital Corp., its designated manager


By:   
Name: Saul Rosenzhal  
Title: President

Exhibit I

**Article 122a Certification**

May 19, 2017  
J

The Bank of New York Mellon Trust Company,  
National Association  
601 Travis Street,  
17<sup>th</sup> Floor  
Houston, TX 77002  
Attention: Global Corp Trust – TICC CLO 2012-1 LLC

TICC CLO 2012-1 LLC  
8 Sound Shore Drive  
Suite 255  
Greenwich, CT 06830  
Attention: Saul Rosenthal

Re: The risk retention letter, dated as of April 16, 2015 (the "Retention Letter"), from TICC Capital Corp. (the "Retention Provider") to Guggenheim Securities, LLC and TICC CLO 2012-1 LLC


Ladies and Gentlemen,

In accordance with the Retention Letter, the Retention Provider hereby [ confirms] / [ does not confirm], its ongoing direct holding of a retained net economic interest in the transaction in the form of holding a minimum principal amount of Subordinated Notes required by Article 122a and that such retained net economic interest in the Subordinated Notes is not subject to any credit risk mitigation, any short positions or any other hedge (in each case, to the extent not permitted by Article 122a). By the posting of this Article 122a Certification, the Trustee makes no representation as to the accuracy of the statements contained herein and has not independently verified the accuracy of such statements.

Very Truly Yours,

TICC Capital Corp.

By:

  
Name: Saul Rosenthal  
Title: President

# TICC CLO 2012-1 LLC

As Of 02-May-2017 Scenario : Initial

## Table Of Contents

(1) Portfolio Assets: Requirements Summary	1
(2) Portfolio Assets: Asset Information	6
(3) Portfolio Assets: Notes Information	7
(4) Portfolio Assets: Account Balances	8
(5) Portfolio Assets: Purchase & Sale Activity	9
(6) Class A/B Overcollateralization Ratio Test	10
(7) Class C-1 Overcollateralization Ratio Test	11
(8) Class D-1 Overcollateralization Ratio Test	12
(9) Class A/B Interest Coverage Test	13
(10) Class C-1 Interest Coverage Test	14
(11) Class D-1 Interest Coverage Test	16
(12) Interest Diversion Test	18
(13) Portfolio Assets: Principal Financed Accrued Interest	19
(14) Maximum Moody's Weighted Average Rating Factor Test	20
(15) Minimum Weighted Average Spread Test	21
(16) Minimum Weighted Average Coupon Test	23
(17) Portfolio Assets: Weighted Average Spread - S&P CDO Monitor	24
(18) Minimum Weighted Average Moody's Recovery Rate Test	25
(19) Minimum Weighted Average S&P Recovery Rate Test	26
(20) Minimum Weighted Average S&P Recovery Rate Test - Class A-1	27
(21) Minimum Weighted Average S&P Recovery Rate Test - Class B-1	29
(22) Minimum Weighted Average S&P Recovery Rate Test - Class C-1	31
(23) Minimum Weighted Average S&P Recovery Rate Test - Class D-1	33
(24) Moody's Diversity Test	35
(25) Weighted Average Life Test	37
(26) Interest Coverage Detail	42
(27) Concentration Limitation: (i) Senior Secured Loans, Second Lien Loans, Cash and Eligible Investments	44

# TICC CLO 2012-1 LLC

As Of 02-May-2017 Scenario : Initial

## Table Of Contents (Continued)

(28) Concentration Limitation: (ii) Second Lien Loans	45
(29) Concentration Limitation: (iii) Bonds	46
(30) Concentration Limitation: (iv) Seventh highest Obligor	47
(31) Concentration Limitation: (iv) Fourth highest Obligor	48
(32) Concentration Limitation: (iv) Highest Obligor	49
(33) Concentration Limitation: (iv) Top Ten Obligors and Obligor Ratings at purchase	50
(34) Concentration Limitation: (v) Highest Obligor having Moody's Rating based on credit estimates and/or private ratings, per clause (a)	52
(35) Concentration Limitation: (vi) Moody's Default Probability Rating of "Caa1" or below (other than a Defaulted Obligation)	53
(36) Concentration Limitation: (vii) S&P Rating of "CCC+" or below (other than a Defaulted Obligation)	54
(37) Concentration Limitation: (viii) Fixed Rate Obligations	55
(38) Concentration Limitation: (ix) Unsecured Loans or Subordinate Loans	56
(39) Concentration Limitation: (x) Collateral Obligations that have a portion that may be convertible into or exchangeable for an Equity Security	57
(40) Concentration Limitation: (xi) DIP Collateral Obligations	58
(41) Concentration Limitation: (xii) Delayed Drawdown Collateral Obligations or Revolving Collateral Obligations	59
(42) Concentration Limitation: (xii) Revolving Collateral Obligations	60
(43) Concentration Limitation: (xiii) Participation Interests	61
(44) Concentration Limitation: (xiv) Third Party Credit Exposure	62
(45) Concentration Limitation: (xiv) Third Party Credit Exposure - Aggregate Limit (S&P: A)	63
(46) Concentration Limitation: (xiv) Third Party Credit Exposure - Aggregate Limit (S&P: A+)	64
(47) Concentration Limitation: (xiv) Third Party Credit Exposure - Aggregate Limit (S&P: AA)	65
(48) Concentration Limitation: (xiv) Third Party Credit Exposure - Aggregate Limit (S&P: AA-)	66
(49) Concentration Limitation: (xiv) Third Party Credit Exposure - Aggregate Limit (S&P: AA+)	67
(50) Concentration Limitation: (xiv) Third Party Credit Exposure - Aggregate Limit (S&P: AAA)	68
(51) Concentration Limitation: (xiv) Third Party Credit Exposure - Individual Limit (S&P: A)	69
(52) Concentration Limitation: (xiv) Third Party Credit Exposure - Individual Limit (S&P: A+)	70
(53) Concentration Limitation: (xiv) Third Party Credit Exposure - Individual Limit (S&P: AA)	71

# TICC CLO 2012-1 LLC

As Of 02-May-2017 Scenario : Initial

## Table Of Contents (Continued)

(54) Concentration Limitation: (xiv) Third Party Credit Exposure - Individual Limit (S&P: AA-)	72
(55) Concentration Limitation: (xiv) Third Party Credit Exposure - Individual Limit (S&P: AA+)	73
(56) Concentration Limitation: (xiv) Third Party Credit Exposure - Individual Limit (S&P: AAA)	74
(57) Concentration Limitation: (xv) S&P Rating Derived from a Moody's Rating per Clause (iii)(a)	75
(58) Concentration Limitation: (xvi) S&P Rating based on credit estimates per Clause (iii)(b)	76
(59) Concentration Limitation: (xvii) Moody's Rating Per Clauses (e)(i)(A) or (e)(i)(B)	77
(60) Concentration Limitation: (xviii) Domiciled outside the United States	78
(61) Concentration Limitation: (xix) Domiciled in all Tax Jurisdictions in the aggregate	79
(62) Concentration Limitation: (xx) Fourth highest S&P Industry Classification	80
(63) Concentration Limitation: (xx)(x) Highest S&P Industry Classification	81
(64) Concentration Limitation: (xx)(y) Third highest S&P Industry Classification	82
(65) Concentration Limitation: (xxi) Fourth highest Moody's Industry Classification	83
(66) Concentration Limitation: (xxi)(x) Highest Moody's Industry Classification	84
(67) Concentration Limitation: (xxi)(y) Third highest Moody's Industry Classification	85
(68) Concentration Limitation: (xxii) Collateral Obligations that pay interest at least annually, but less frequently than quarterly	86
(69) Concentration Limitation: (xxiii) Cov-Lite Loans	87
(70) Concentration Limitation: (xxiv) Long Dated Obligations	88
(71) Concentration Limitation: (xxv) Middle Market Loans	89
(72) Concentration Limitation: (xxvi) Collateral Obligations with indicative pricing from one or more Approved Third Party Pricing Services	90
(73) Portfolio Assets: Highest Haircut Amount for OC Test	91
(74) Portfolio Assets: Defaulted Obligation Detail	92
(75) Portfolio Assets: Excess CCC/Caa Adjustment Amount	93
(76) Portfolio Assets: Discounted Obligations Trade Level	94
(77) Portfolio Assets: Discounted Obligations (z) Purchased at less than 75% per clause (y)	95
(78) Portfolio Assets: Discounted Obligations (z) Purchased per clause (y)	96
(79) Portfolio Assets: Discounted Obligations (z) Purchased per clause (y) since Closing Date	97

# TICC CLO 2012-1 LLC

As Of 02-May-2017 Scenario : Initial

## Table Of Contents (Continued)

(80) Portfolio Assets: Rating Information	98
(81) Portfolio Assets: Moody's Default Probability Rating Information	99
(82) Portfolio Assets: Moody's Rating Information	100
(83) Portfolio Assets: Moody's Derived Rating Per Clause (e)(i)(C)(ii)	101
(84) Portfolio Assets: Industry Information	102
(85) Portfolio Assets: Moody's Industry Information	103
(86) Portfolio Assets: S&P Industry Information	105
(87) Portfolio Assets: Affiliated Issuers	107
(88) Portfolio Assets: Country Information	109
(89) Portfolio Assets: Discretionary Reason For Sale	110
(90) Portfolio Assets: Moody's Rating via RiskCalc Application	111
(91) Portfolio Assets: S&P Rating Information	112
(92) Portfolio Assets: Weighted Average Rating Factor	113
(93) Portfolio Assets: Section 5.1 (g)	114
(94) Moody's Counterparty Criteria: Aggregate Participation Interest with Selling Institutions Rated <= Aaa	115
(95) Moody's Counterparty Criteria: Aggregate Participation Interest with Selling Institutions Rated <= Aa1	116
(96) Moody's Counterparty Criteria: Aggregate Participation Interest with Selling Institutions Rated <= Aa2	117
(97) Moody's Counterparty Criteria: Aggregate Participation Interest with Selling Institutions Rated <= Aa3	118
(98) Moody's Counterparty Criteria: Aggregate Participation Interest with Selling Institutions Rated <= A1 and P1	119
(99) Moody's Counterparty Criteria: Aggregate Participation Interest with Selling Institutions Rated <= A2	120
(100) Moody's Counterparty Criteria: Aggregate Participation Interest with Selling Institutions Rated <= A2 and P1	121
(101) Moody's Counterparty Criteria: Individual Participation Interest with Selling Institutions Rated <= Aaa	122
(102) Moody's Counterparty Criteria: Individual Participation Interest with Selling Institutions Rated <= Aa1	123
(103) Moody's Counterparty Criteria: Individual Participation Interest with Selling Institutions Rated <= Aa2	124
(104) Moody's Counterparty Criteria: Individual Participation Interest with Selling Institutions Rated <= Aa3	125
(105) Moody's Counterparty Criteria: Individual Participation Interest with Selling Institutions Rated <= A1 and P1	126
(106) Moody's Counterparty Criteria: Individual Participation Interest with Selling Institutions Rated <= A2	127

# TICC CLO 2012-1 LLC

As Of 02-May-2017 Scenario : Initial

---

## Table Of Contents (Continued)

(107) Moody's Counterparty Criteria: Individual Participation Interest with Selling Institutions Rated <= A2 and P1	128
(108) Portfolio Assets: Cashflow Summary	129

---

**Total Number of Pages: 130**



# Portfolio Assets: Requirements Summary

## Requirements Summary

	Outcome	Requirement	Result
<b>Collateral Quality</b>			
Maximum Moody's Weighted Average Rating Factor Test	3978	<=3386	<b>FAIL</b>
Minimum Weighted Average Coupon Test	15.00%	>=7.00%	PASS
Minimum Weighted Average Moody's Recovery Rate Test	46.4%	>= 41.00%	PASS
Minimum Weighted Average S&P Recovery Rate Test			
Minimum Weighted Average S&P Recovery Rate Test - Class A-1	31.7%	>= 32.00%	<b>FAIL</b>
Minimum Weighted Average S&P Recovery Rate Test - Class B-1	40.1%	>= 39.00%	PASS
Minimum Weighted Average S&P Recovery Rate Test - Class C-1	45.6%	>= 44.25%	PASS
Minimum Weighted Average S&P Recovery Rate Test - Class D-1	51.8%	>= 46.50%	PASS
Minimum Weighted Average Spread Test	6.01%	>=6.15%	<b>FAIL</b>
Moody's Diversity Test	12	>=22	<b>FAIL</b>
Weighted Average Life Test	3.84	<=3.25	<b>FAIL</b>
<b>Concentration Limitation</b>			
Concentration Limitation: (i) Senior Secured Loans, Second Lien Loans, Cash and Eligible Investments	99.9%	>= 90.0%	PASS
Concentration Limitation: (ii) Second Lien Loans	10.2%	<= 15.0%	PASS
Concentration Limitation: (iii) Bonds	0.0%	<= 10.0%	PASS
Concentration Limitation: (iv) Fourth highest Obligor	5.8%	<= 3.5%	<b>FAIL</b>
Concentration Limitation: (iv) Highest Obligor	6.8%	<= 4.0%	<b>FAIL</b>
Concentration Limitation: (iv) Seventh highest Obligor	5.0%	<= 3.0%	<b>FAIL</b>
Concentration Limitation: (ix) Unsecured Loans or Subordinate Loans	0.1%	<= 5.0%	PASS
Concentration Limitation: (v) Highest Obligor having Moody's Rating based on credit estimates and/or private ratings, per clause (a)	4.7%	<= 3.0%	<b>FAIL</b>
Concentration Limitation: (vi) Moody's Default Probability Rating of "Caa1" or below (other than a Defaulted Obligation)	16.6%	<= 20.0%	PASS
Concentration Limitation: (vii) S&P Rating of "CCC+" or below (other than a Defaulted Obligation)	6.4%	<= 12.5%	PASS
Concentration Limitation: (viii) Fixed Rate Obligations	0.1%	<= 5.0%	PASS

## Asset Information

Defaulted Obligations \$1,737,923.29

## Liability Information

Tranche	Commitment	Outstanding
Class A-1 Notes	\$40,795,062.57	\$40,795,062.57
Class B-1 Notes	\$20,000,000.00	\$20,000,000.00
Class C-1 Notes	\$23,000,000.00	\$23,000,000.00
Class C-1 Notes Deferred Interest	\$0.00	\$0.00
Class D-1 Notes	\$21,000,000.00	\$21,000,000.00
Class D-1 Notes Deferred Interest	\$0.00	\$0.00
Subordinated Notes	\$80,000,000.00	\$80,000,000.00
	<b>\$184,795,062.57</b>	<b>\$184,795,062.57</b>

## Portfolio Assets: Requirements Summary

	Outcome	Requirement	Result
<b>Concentration Limitation</b>			
Concentration Limitation: (x) Collateral Obligations that have a portion that may be convertible into or exchangeable for an Equity Security	0.0%	<= 10.0%	PASS
Concentration Limitation: (xi) DIP Collateral Obligations	0.0%	<= 5.0%	PASS
Concentration Limitation: (xii) Delayed Drawdown Collateral Obligations or Revolving Collateral Obligations	0.0%	<= 10.0%	PASS
Concentration Limitation: (xii) Revolving Collateral Obligations	0.0%	<= 3.0%	PASS
Concentration Limitation: (xiii) Participation Interests	0.0%	<= 20.0%	PASS
Concentration Limitation: (xiv) Third Party Credit Exposure	0.0%	<= 20.0%	PASS
Concentration Limitation: (xiv) Third Party Credit Exposure - Aggregate Limit (S&P: A)	0.0%	<= 5.0%	PASS
Concentration Limitation: (xiv) Third Party Credit Exposure - Aggregate Limit (S&P: A+)	0.0%	<= 5.0%	PASS
Concentration Limitation: (xiv) Third Party Credit Exposure - Aggregate Limit (S&P: AA)	0.0%	<= 10.0%	PASS
Concentration Limitation: (xiv) Third Party Credit Exposure - Aggregate Limit (S&P: AA+)	0.0%	<= 10.0%	PASS
Concentration Limitation: (xiv) Third Party Credit Exposure - Aggregate Limit (S&P: AA-)	0.0%	<= 10.0%	PASS
Concentration Limitation: (xiv) Third Party Credit Exposure - Aggregate Limit (S&P: AAA)	0.0%	<= 20.0%	PASS
Concentration Limitation: (xiv) Third Party Credit Exposure - Individual Limit (S&P: A):	0.0%	<= 5.0%	PASS
Concentration Limitation: (xiv) Third Party Credit Exposure - Individual Limit (S&P: A+):	0.0%	<= 5.0%	PASS
Concentration Limitation: (xiv) Third Party Credit Exposure - Individual Limit (S&P: AA):	0.0%	<= 10.0%	PASS
Concentration Limitation: (xiv) Third Party Credit Exposure - Individual Limit (S&P: AA+):	0.0%	<= 10.0%	PASS
Concentration Limitation: (xiv) Third Party Credit Exposure - Individual Limit (S&P: AA-):	0.0%	<= 10.0%	PASS
Concentration Limitation: (xiv) Third Party Credit Exposure - Individual Limit (S&P: AAA):	0.0%	<= 20.0%	PASS

## Portfolio Assets: Requirements Summary

	Outcome	Requirement	Result
--	---------	-------------	--------

### Concentration Limitation

Concentration Limitation: (xix) Domiciled in all Tax Jurisdictions in the aggregate	0.0%	<= 2.5%	PASS
Concentration Limitation: (xv) S&P Rating Derived from a Moody's Rating per Clause (iii)(a)	0.0%	<= 10.0%	PASS
Concentration Limitation: (xvi) S&P Rating based on credit estimates per Clause (iii)(b)	5.2%	<= 20.0%	PASS
Concentration Limitation: (xvii) Moody's Rating Per Clauses (e)(i)(A) or (e)(i)(B)	0.0%	<= 10.0%	PASS
Concentration Limitation: (xviii) Domiciled outside the United States	0.0%	<= 5.0%	PASS
Concentration Limitation: (xx) Fourth highest S&P Industry Classification	8.8%	<= 15.0%	PASS
Concentration Limitation: (xx)(x) Highest S&P Industry Classification	22.8%	<= 20.0%	FAIL
Concentration Limitation: (xx)(y) Third highest S&P Industry Classification	11.7%	<= 17.5%	PASS
Concentration Limitation: (xxi) Fourth highest Moody's Industry Classification	10.0%	<= 15.0%	PASS
Concentration Limitation: (xxi)(x) Highest Moody's Industry Classification	22.8%	<= 20.0%	FAIL
Concentration Limitation: (xxi)(y) Third highest Moody's Industry Classification	11.3%	<= 17.5%	PASS
Concentration Limitation: (xxii) Collateral Obligations that pay interest at least annually, but less frequently than quarterly	0.0%	<= 10.0%	PASS
Concentration Limitation: (xxiii) Cov-Lite Loans	6.7%	<= 10.0%	PASS
Concentration Limitation: (xxiv) Long Dated Obligations	0.0%	<= 0.0%	PASS
Concentration Limitation: (xxv) Middle Market Loans	0.0%	<= 25.0%	PASS
Concentration Limitation: (xxvi) Collateral Obligations with indicative pricing from one or more Approved Third Party Pricing Services	100.0%	>= 90.0%	PASS

### Counterparty Criteria

Moody's Counterparty Criteria: Aggregate Participation Interest with Selling Institutions Rated <= A1 and P1	0.0%	<= 12.5%	PASS
Moody's Counterparty Criteria: Aggregate Participation Interest with Selling Institutions Rated <= A2	0.0%	<= 0.0%	PASS
Moody's Counterparty Criteria: Aggregate Participation Interest with Selling Institutions Rated <= A2 and P1	0.0%	<= 7.5%	PASS

## Portfolio Assets: Requirements Summary

	Outcome	Requirement	Result
--	---------	-------------	--------

### Counterparty Criteria

Moody's Counterparty Criteria: Aggregate Participation Interest with Selling Institutions Rated <= Aa1	0.0%	<= 20.0%	PASS
Moody's Counterparty Criteria: Aggregate Participation Interest with Selling Institutions Rated <= Aa2	0.0%	<= 20.0%	PASS
Moody's Counterparty Criteria: Aggregate Participation Interest with Selling Institutions Rated <= Aa3	0.0%	<= 20.0%	PASS
Moody's Counterparty Criteria: Aggregate Participation Interest with Selling Institutions Rated <= Aaa	0.0%	<= 20.0%	PASS
Moody's Counterparty Criteria: Individual Participation Interest with Selling Institutions Rated <= A1 and P1:	0.0%	<= 10.0%	PASS
Moody's Counterparty Criteria: Individual Participation Interest with Selling Institutions Rated <= A2:	0.0%	<= 0.0%	PASS
Moody's Counterparty Criteria: Individual Participation Interest with Selling Institutions Rated <= A2 and P1:	0.0%	<= 5.0%	PASS
Moody's Counterparty Criteria: Individual Participation Interest with Selling Institutions Rated <= Aa1:	0.0%	<= 20.0%	PASS
Moody's Counterparty Criteria: Individual Participation Interest with Selling Institutions Rated <= Aa2:	0.0%	<= 20.0%	PASS
Moody's Counterparty Criteria: Individual Participation Interest with Selling Institutions Rated <= Aa3:	0.0%	<= 15.0%	PASS
Moody's Counterparty Criteria: Individual Participation Interest with Selling Institutions Rated <= Aaa:	0.0%	<= 20.0%	PASS

### Coverage

Class A/B Interest Coverage Test	702.49%	>= 160.00%	PASS
Class A/B Overcollateralization Ratio Test	304.27%	>= 152.50%	PASS
Class C-1 Interest Coverage Test	425.80%	>= 140.00%	PASS
Class C-1 Overcollateralization Ratio Test	220.75%	>= 136.50%	PASS
Class D-1 Interest Coverage Test	299.52%	>= 120.00%	PASS
Class D-1 Overcollateralization Ratio Test	176.51%	>= 126.00%	PASS
Interest Diversion Test	176.51%	>= 126.00%	PASS

### Summary

Portfolio Assets: Discounted Obligations (z) Purchased at less than 75% per clause (y)	0.00%	<= 2.50%	PASS
Portfolio Assets: Discounted Obligations (z) Purchased per clause (y)	0.00%	<= 5.00%	PASS

## Portfolio Assets: Requirements Summary

---

	Outcome	Requirement	Result
<b>Summary</b>			
Portfolio Assets: Discounted Obligations (z) Purchased per clause (y) since Closing Date	0.00%	<= 10.00%	PASS
Portfolio Assets: Discretionary Reason For Sale	3.95%	<= 20.00%	PASS
Portfolio Assets: Moody's Derived Rating Per Clause (e)(i)(C)(ii)	0.00%	<= 5.00%	PASS
Portfolio Assets: Moody's Rating via RiskCalc Application	\$0.00	\$37,186,964.53	PASS

# Portfolio Assets: Asset Information

Total Number of Assets

27

Total Number of Equity

2

Security	Asset ID	Security Type	Par Amount	Principal Balance	Quantity	Moody's Rating	Moody's DP Rating	S&P Rating	All-In Rate	Index Spread	Maturity Date	% CPA
American Teleconferencing Services Ltd - Term Loan	PREMRGLBSV_TL	Term Loan	\$9,023,809.52	\$9,023,809.52	0.00	B1	B2	B	7.5000%	6.5000%	08-Dec-2021	4.8532%
AmeriLife Group LLC - First Lien Initial Term Loan	AMERILIFE_FL	Term Loan	\$9,301,476.76	\$9,301,476.76	0.00	B2	B3	B	5.7500%	4.7500%	08-Jul-2022	5.0025%
Arcent Technologies - First Lien Initial Term Loan	ARCNTTCHNL_TL	Term Loan	\$8,752,799.90	\$8,752,799.90	0.00	B2	B3	B-	5.5000%	4.5000%	14-Apr-2021	4.7075%
Arcent Technologies - Second Lien Initial Term Loan	ARCNTTCHN_STL	Term Loan	\$3,500,000.00	\$3,500,000.00	0.00	Caa2	Caa2	B-	9.5000%	8.5000%	14-Apr-2022	1.8824%
Birch Communications Inc - Term Loan	BIRCHCOMM_TL	Term Loan	\$10,693,857.82	\$10,693,857.82	0.00	B3	B3	B	8.4000%	6.7500%	17-Jul-2020	5.7514%
Capstone Logistics Acquisition Inc - First Lien Term Loan	CAPSTONEL_TLB	Term Loan	\$10,715,903.50	\$10,715,903.50	0.00	B1	B3	B-	5.5000%	4.5000%	07-Oct-2021	5.7633%
ConvergeOne Holdings Corporation - First Lien Initial Term Loan	CONVRG1HLD_FL	Term Loan	\$9,585,187.66	\$9,585,187.66	0.00	B2	B3	B	6.5218%	5.3750%	17-Jun-2020	5.1551%
ConvergeOne Holdings Corporation - Second Lien Initial Term Loan	CONVRG1_SLITL	Term Loan	\$3,000,000.00	\$3,000,000.00	0.00	Caa2	Caa2	B	10.1468%	9.0000%	17-Jun-2021	1.6135%
Edmentum Inc - First Lien Term Loan Non-PIK	EDMNTM_FLTLNP	Term Loan	\$1,679,058.65	\$1,679,058.65	0.00	Ca	Ca	CCC-	7.5000%	6.5000%	10-Jun-2019	0.9030%
Edmentum Inc - First Lien Term Loan PIK	EDMENTUM_FLPK	Term Loan	\$58,864.64	\$58,864.64	0.00	Ca	Ca	CCC-	7.5000%	0.0000%	10-Jun-2019	0.0317%
Global Tel Link Corp - Second Lien Term Loan	GLBLTELLNK_SL	Term Loan	\$2,500,000.00	\$2,500,000.00	0.00	Caa2	Caa2	B	9.0000%	7.7500%	23-Nov-2020	1.3446%
Help Systems Holdings Inc - First Lien Initial Term Loan	HELPSYSTEM_FLT	Term Loan	\$8,887,499.98	\$8,887,499.98	0.00	B2	B3	B	6.3968%	5.2500%	08-Oct-2021	4.7799%
Jackson Hewitt Inc - Initial Term Loan	JCKSNHEWI_ITL	Term Loan	\$9,120,000.00	\$9,120,000.00	0.00	B2	B2	B	8.1718%	7.0000%	30-Jul-2020	4.9049%
Merrill Communications LLC - Initial Term Loan	MERILCOMM_NTL	Term Loan	\$10,799,493.15	\$10,799,493.15	0.00	B2	B2	B+	6.4218%	5.2500%	01-Jun-2022	5.8082%
Novetta Solutions LLC - First Lien Initial Term Loan	NVSLTNLLC_FTL	Term Loan	\$5,628,750.00	\$5,628,750.00	0.00	B3	Caa1	B-	6.1500%	5.0000%	17-Oct-2022	3.0273%
Novitex Acquisition LLC - Tranche B-2 Term Loan (First Lien)	NOVITEXIN_TB2	Term Loan	\$9,039,690.00	\$9,039,690.00	0.00	B1	B3	B+	8.0677%	6.7500%	07-Jul-2020	4.8618%
Recorded Books Inc - First Lien Initial Term Loan	RECRDBKS_FLIT	Term Loan	\$8,697,558.14	\$8,697,558.14	0.00	***	***	***	5.6468%	4.5000%	30-Jul-2021	4.6777%
Securus Technologies Holdings Inc - Second Lien Initial Term Loan	SECURUSTCH_SL	Term Loan	\$4,200,000.00	\$4,200,000.00	0.00	Caa2	Caa2	B	9.0000%	7.7500%	30-Apr-2021	2.2589%
SourceHOV LLC - First Lien Term B Loan	SOURCEHOV_TL	Term Loan	\$6,796,875.00	\$6,796,875.00	0.00	B3	Caa1	CCC+	7.8968%	6.7500%	31-Oct-2019	3.6555%
SourceHOV LLC - Second Lien Term Loan	SRCEHOVLLC_SL	Term Loan	\$5,000,000.00	\$5,000,000.00	0.00	Caa3	Caa3	CCC+	11.6468%	10.5000%	30-Apr-2020	2.6891%
Stratus Technologies Inc - Initial Term Loan	STRATSTCH_ITL	Term Loan	\$7,387,722.22	\$7,387,722.22	0.00	B2	B2	B+	6.0000%	5.0000%	28-Apr-2021	3.9733%
Total Merchant Services Inc - Term Loan	TOTALMERCE_TL	Term Loan	\$9,286,250.00	\$9,286,250.00	0.00	B2	B2	B	6.8177%	5.5000%	07-Dec-2020	4.9944%
UniTek Global Services Inc - Common Stock	91324T997	Equity	\$224,425.00	\$0.00	224,425.00				0.0000%	0.0000%		0.0000%
UniTek Global Services Inc - Holdco Subordinated Note Non-PIK	UNITEKGS_LHSN	Term Loan	\$142,822.31	\$142,822.00	0.00	B3	B3	***	15.0000%	0.0000%	15-Jul-2019	0.0768%
UniTek Global Services Inc - Holdco Subordinated Note PIK	UNITEKGS_LHSNPK	Term Loan	\$56,178.07	\$0.00	0.00	***	***	***	15.0000%	0.0000%	15-Jul-2019	0.0000%
UniTek Global Services Inc - Second Out Tranche Advance	UNTKGLBL_SOTA	Term Loan	\$726,389.86	\$726,389.80	0.00	***	***	***	9.6500%	7.5000%	14-Jan-2019	0.3907%
UniTek Global Services Inc - Series A Preferred Stock	91324T989	Equity	\$1,570,975.93	\$0.00	1,570,976.00				0.0000%	0.0000%		0.0000%
<b>Grand Total</b>			<b>\$156,375,588.13</b>	<b>\$154,524,008.76</b>								

## Portfolio Assets: Notes Information

Tranche	All-In-Rate	Base Rate	Spread	Date From	Date To	Interest	Class Break-even Default Rate	Par Amount Outstanding
Class A-1 Notes	2.80233%	1.05233%	1.75000%	27-Feb-2017	25-May-2017	\$276,276.30	0.0000%	\$40,795,062.57
Class B-1 Notes	4.55233%	1.05233%	3.50000%	27-Feb-2017	25-May-2017	\$220,029.28	0.0000%	\$20,000,000.00
Class C-1 Notes	5.80233%	1.05233%	4.75000%	27-Feb-2017	25-May-2017	\$322,512.84	0.0000%	\$23,000,000.00
Class D-1 Notes	6.80233%	1.05233%	5.75000%	27-Feb-2017	25-May-2017	\$345,218.25	0.0000%	\$21,000,000.00
<b>Grand Total</b>						<b>\$1,164,036.67</b>		<b>\$104,795,062.57</b>

## Portfolio Assets: Account Balances

Account Name	Account Number	Account Type	Balance	Reinvestment Income
TICC CLO 2012-1 LLC - Custodial Account	716741	General	\$0.00	\$0.00
TICC CLO 2012-1 LLC - Expense Reserve Account	716743	Reserve	\$0.00	\$0.00
TICC CLO 2012-1 LLC - Interest Collection Account	716740	Interest	\$3,507,807.53	\$0.00
TICC CLO 2012-1 LLC - Payment Account	716739	General	\$0.00	\$0.00
TICC CLO 2012-1 LLC - Principal Collection Account	716740	Principal	\$31,410,813.91	\$0.00
TICC CLO 2012-1 LLC - Ramp-Up Account	716742	Interest	\$0.00	\$0.00
TICC CLO 2012-1 LLC - Revolver Funding Account	716744	Reserve	\$0.00	\$0.00
TICC CLO 2012-1 LLC - Supplemental Expense Reserve Account	716774	General	\$123,903.67	\$0.00
<b>Grand Total</b>			<b>\$35,042,525.11</b>	<b>\$0.00</b>



## Portfolio Assets: Purchase & Sale Activity

Security	Security ID	Trade Date	PAR Amount	Price	Principal	Interest	Total Proceeds	Reason For Trade
<b>LIBOR Paydown</b>								
BMC Software Finance Inc - Retired - Initial US Term Loan	BMCSFTWRE_TL	12-Apr-2017	(\$4,087,007.86)	\$0.00	\$4,087,007.86	\$0.00	\$4,087,007.86	
BMC Software Finance Inc - Retired - Initial US Term Loan	BMCSFTWRE_TL	12-Apr-2017	(\$576,881.03)	\$0.00	\$576,881.03	\$0.00	\$576,881.03	
Capstone Logistics Acquisition Inc - First Lien Term Loan	CAPSTONE_TLB	24-Apr-2017	(\$11,913.24)	\$0.00	\$11,913.24	\$0.00	\$11,913.24	
Edmentum Inc - First Lien Term Loan Non-PIK	EDMNTM_FLTLNP	28-Apr-2017	(\$4,262.74)	\$0.00	\$4,262.74	\$0.00	\$4,262.74	
Jackson Hewitt Inc - Initial Term Loan	JCKSNHEWI_ITL	28-Apr-2017	(\$190,000.00)	\$0.00	\$190,000.00	\$0.00	\$190,000.00	
Merrill Communications LLC - Initial Term Loan	MERILCOMN_NTL	28-Apr-2017	(\$27,479.63)	\$0.00	\$27,479.63	\$0.00	\$27,479.63	
		<b>LIBOR Paydown Subtotal</b>	<b>(\$4,897,544.50)</b>		<b>\$4,897,544.50</b>	<b>\$0.00</b>	<b>\$4,897,544.50</b>	
<b>Purchases</b>								
PetSmart Inc - Retired - Tranche B-1 Loan	PETSMAINC_TLB	21-Apr-2017	\$1,975,000.00	\$100.00	(\$1,975,000.00)	\$0.00	(\$1,975,000.00)	
		<b>Purchases Subtotal</b>	<b>\$1,975,000.00</b>		<b>(\$1,975,000.00)</b>	<b>\$0.00</b>	<b>(\$1,975,000.00)</b>	
<b>Sales</b>								
Global Tel Link Corp - First Lien Term Loan	GLBLTELLNK_FL	27-Apr-2017	(\$1,977,550.73)	\$100.00	\$1,977,550.73	\$0.00	\$1,977,550.73	
PetSmart Inc - Retired - Tranche B-1 Loan	PETSMAINC_TLB	21-Apr-2017	(\$1,975,000.00)	\$100.38	\$1,982,406.25	\$0.00	\$1,982,406.25	
		<b>Sales Subtotal</b>	<b>(\$3,952,550.73)</b>		<b>\$3,959,956.98</b>	<b>\$0.00</b>	<b>\$3,959,956.98</b>	
<b>Unscheduled LIBOR Paydown</b>								
AmeriLife Group LLC - First Lien Initial Term Loan	AMERILIFE_FL	28-Apr-2017	(\$32,273.24)	\$0.00	\$32,273.24	\$0.00	\$32,273.24	
US TelePacific Corp - Term Loan Advance	USTELPCFC_TLB	02-May-2017	(\$9,325,159.57)	\$0.00	\$9,325,159.57	\$0.00	\$9,325,159.57	
		<b>Unscheduled LIBOR Paydown Subtotal</b>	<b>(\$9,357,432.81)</b>		<b>\$9,357,432.81</b>	<b>\$0.00</b>	<b>\$9,357,432.81</b>	
		<b>Grand Total</b>	<b>(\$16,232,528.04)</b>		<b>\$16,239,934.29</b>	<b>\$0.00</b>	<b>\$16,239,934.29</b>	

# Class A/B Overcollateralization Ratio Test

**Report Summary**

**Current Distribution Period** : 27-Feb-2017 - 25-May-2017

**Current Collection Period** : 03-Feb-2017 - 02-May-2017

	<b>Outcome</b>	<b>Requirement</b>	
<b>OC Coverage %</b>	304.27%	>= 152.50%	<b>PASS</b>

<b>Collateral</b>			
Aggregate Principal Balance of Collateral Obligations		\$154,524,008.76	
Less:			
Total Haircut Amount		\$955,857.81	
Plus:			
Principal Proceeds		\$31,410,813.91	
<b>Adjusted Collateral Principal Amount (Numerator)</b>			<b>\$184,978,964.86</b>
 <b>Aggregate Outstanding Amount of Secured Notes</b>			 <b>\$60,795,062.57</b>

Tranche	Par Amount Outstanding
<b>A</b>	
Class A-1 Notes	\$40,795,062.57
<b>A Subtotal</b>	<b>\$40,795,062.57</b>
<b>B</b>	
Class B-1 Notes	\$20,000,000.00
<b>B Subtotal</b>	<b>\$20,000,000.00</b>
<b>Grand Total</b>	<b>\$60,795,062.57</b>

# Class C-1 Overcollateralization Ratio Test

Report Summary

Current Distribution Period : 27-Feb-2017 - 25-May-2017

Current Collection Period : 03-Feb-2017 - 02-May-2017

	<b>Outcome</b>	<b>Requirement</b>	
<b>OC Coverage %</b>	220.75%	>= 136.50%	<b>PASS</b>

Collateral			
Aggregate Principal Balance of Collateral Obligations		\$154,524,008.76	
Less:			
Total Haircut Amount		\$955,857.81	
Plus:			
Principal Proceeds		\$31,410,813.91	
<b>Adjusted Collateral Principal Amount (Numerator)</b>			<b>\$184,978,964.86</b>

**Aggregate Outstanding Amount of Secured Notes** **\$83,795,062.57**

Tranche	Par Amount Outstanding
<b>A</b>	
Class A-1 Notes	\$40,795,062.57
<b>A Subtotal</b>	<b>\$40,795,062.57</b>
<b>B</b>	
Class B-1 Notes	\$20,000,000.00
<b>B Subtotal</b>	<b>\$20,000,000.00</b>
<b>C</b>	
Class C-1 Notes	\$23,000,000.00
<b>C Subtotal</b>	<b>\$23,000,000.00</b>
<b>Grand Total</b>	<b>\$83,795,062.57</b>

# Class D-1 Overcollateralization Ratio Test

**Report Summary**

**Current Distribution Period** : 27-Feb-2017 - 25-May-2017

**Current Collection Period** : 03-Feb-2017 - 02-May-2017

	<b>Outcome</b>	<b>Requirement</b>	
<b>OC Coverage %</b>	176.51%	>= 126.00%	<b>PASS</b>

<b>Collateral</b>			
Aggregate Principal Balance of Collateral Obligations		\$154,524,008.76	
<b>Less:</b>			
Total Haircut Amount		\$955,857.81	
<b>Plus:</b>			
Principal Proceeds		\$31,410,813.91	
<b>Adjusted Collateral Principal Amount (Numerator)</b>			<b>\$184,978,964.86</b>
 <b>Aggregate Outstanding Amount of Secured Notes</b>			 <b>\$104,795,062.57</b>

Tranche	Par Amount Outstanding
<b>A</b>	
Class A-1 Notes	\$40,795,062.57
	<b>A Subtotal \$40,795,062.57</b>
<b>B</b>	
Class B-1 Notes	\$20,000,000.00
	<b>B Subtotal \$20,000,000.00</b>
<b>C</b>	
Class C-1 Notes	\$23,000,000.00
	<b>C Subtotal \$23,000,000.00</b>
<b>D</b>	
Class D-1 Notes	\$21,000,000.00
	<b>D Subtotal \$21,000,000.00</b>
	<b>Grand Total \$104,795,062.57</b>

## Class A/B Interest Coverage Test

Report Summary

Current Distribution Period : 27-Feb-2017 - 25-May-2017

Current Collection Period : 03-Feb-2017 - 02-May-2017

	<b>Outcome</b>	<b>Requirement</b>	
<b>Interest Coverage %</b>	702.49%	>= 160.00%	<b>PASS</b>

**Actual:**

Interest Received on CDS	\$3,507,807.53	
Miscellaneous Interest Proceeds	\$0.00	
Interest Receivable not projected	\$0.00	
<b>Subtotal:</b>		<b>\$3,507,807.53</b>

**Projected:**

Interest on CDS	\$0.00	
Reinvestment Income	\$0.00	
Interest on Account Balances	\$0.00	
<b>Subtotal:</b>		<b>\$0.00</b>

**Less:**

Principal Financed Accrued Interest	\$0.00	
Section 11.1(a)(i)(A) and (B)	\$21,289.37	
<b>Subtotal:</b>		<b>\$21,289.37</b>

**Collateral Interest Amount (Numerator):** **\$3,486,518.16**

**Interest due and payable on the Secured Notes (Denominator):** **\$496,305.58**

All-In-Rate	Base Rate	Spread	Date From	Date To	Par Amount	Interest
<b>Class A-1 Notes</b>						
2.8023%	1.0523%	1.7500%	27-Feb-2017	25-May-2017	\$40,795,062.57	\$276,276.30
				<b>Class A-1 Notes Subtotal</b>	<b>\$40,795,062.57</b>	<b>\$276,276.30</b>
<b>Class B-1 Notes</b>						
4.5523%	1.0523%	3.5000%	27-Feb-2017	25-May-2017	\$20,000,000.00	\$220,029.28
				<b>Class B-1 Notes Subtotal</b>	<b>\$20,000,000.00</b>	<b>\$220,029.28</b>
				<b>Grand Total</b>	<b>\$60,795,062.57</b>	<b>\$496,305.58</b>

# Class C-1 Interest Coverage Test

Report Summary

Current Distribution Period : 27-Feb-2017 - 25-May-2017

Current Collection Period : 03-Feb-2017 - 02-May-2017

	<b>Outcome</b>	<b>Requirement</b>	
<b>Interest Coverage %</b>	425.80%	>= 140.00%	<b>PASS</b>

**Actual:**

Interest Received on CDS	\$3,507,807.53	
Miscellaneous Interest Proceeds	\$0.00	
Interest Receivable not projected	\$0.00	
<b>Subtotal:</b>		<b>\$3,507,807.53</b>

**Projected:**

Interest on CDS	\$0.00	
Reinvestment Income	\$0.00	
Interest on Account Balances	\$0.00	
<b>Subtotal:</b>		<b>\$0.00</b>

**Less:**

Principal Financed Accrued Interest	\$0.00	
Section 11.1(a)(i)(A) and (B)	\$21,289.37	
<b>Subtotal:</b>		<b>\$21,289.37</b>

**Collateral Interest Amount (Numerator):** **\$3,486,518.16**

**Interest due and payable on the Secured Notes (Denominator):** **\$818,818.43**

All-In-Rate	Base Rate	Spread	Date From	Date To	Par Amount	Interest
<b>Class A-1 Notes</b>						
2.8023%	1.0523%	1.7500%	27-Feb-2017	25-May-2017	\$40,795,062.57	\$276,276.30
					<b>Class A-1 Notes Subtotal</b>	<b>\$40,795,062.57</b>
<b>Class B-1 Notes</b>						
4.5523%	1.0523%	3.5000%	27-Feb-2017	25-May-2017	\$20,000,000.00	\$220,029.28
					<b>Class B-1 Notes Subtotal</b>	<b>\$20,000,000.00</b>
<b>Class C-1 Interest on Deferred Interest</b>						
0.0000%	0.0000%	0.0000%	02-May-2017	02-May-2017	\$0.00	\$0.00

All-In-Rate	Base Rate	Spread	Date From	Date To	Par Amount	Interest	
					<b>Class C-1 Interest on Deferred Interest Subtotal</b>	<b>\$0.00</b>	<b>\$0.00</b>
<b>Class C-1 Notes</b>							
5.8023%	1.0523%	4.7500%	27-Feb-2017	25-May-2017	\$23,000,000.00	\$322,512.84	
				<b>Class C-1 Notes Subtotal</b>	<b>\$23,000,000.00</b>	<b>\$322,512.84</b>	
				<b>Grand Total</b>	<b>\$83,795,062.57</b>	<b>\$818,818.43</b>	

# Class D-1 Interest Coverage Test

Report Summary

Current Distribution Period : 27-Feb-2017 - 25-May-2017

Current Collection Period : 03-Feb-2017 - 02-May-2017

	<b>Outcome</b>	<b>Requirement</b>	
<b>Interest Coverage %</b>	299.52%	>= 120.00%	<b>PASS</b>

**Actual:**

Interest Received on CDS	\$3,507,807.53	
Miscellaneous Interest Proceeds	\$0.00	
Interest Receivable not projected	\$0.00	
<b>Subtotal:</b>		<b>\$3,507,807.53</b>

**Projected:**

Interest on CDS	\$0.00	
Reinvestment Income	\$0.00	
Interest on Account Balances	\$0.00	
<b>Subtotal:</b>		<b>\$0.00</b>

**Less:**

Principal Financed Accrued Interest	\$0.00	
Section 11.1(a)(i)(A) and (B)	\$21,289.37	
<b>Subtotal:</b>		<b>\$21,289.37</b>

**Collateral Interest Amount (Numerator):** **\$3,486,518.16**

**Interest due and payable on the Secured Notes (Denominator):** **\$1,164,036.67**

All-In-Rate	Base Rate	Spread	Date From	Date To	Par Amount	Interest
<b>Class A-1 Notes</b>						
2.8023%	1.0523%	1.7500%	27-Feb-2017	25-May-2017	\$40,795,062.57	\$276,276.30
					<b>Class A-1 Notes Subtotal</b>	<b>\$276,276.30</b>
<b>Class B-1 Notes</b>						
4.5523%	1.0523%	3.5000%	27-Feb-2017	25-May-2017	\$20,000,000.00	\$220,029.28
					<b>Class B-1 Notes Subtotal</b>	<b>\$220,029.28</b>
<b>Class C-1 Interest on Deferred Interest</b>						
0.0000%	0.0000%	0.0000%	02-May-2017	02-May-2017	\$0.00	\$0.00



All-In-Rate	Base Rate	Spread	Date From	Date To	Par Amount	Interest
<b>Class C-1 Interest on Deferred Interest Subtotal</b>					<b>\$0.00</b>	<b>\$0.00</b>
<b>Class C-1 Notes</b>						
5.8023%	1.0523%	4.7500%	27-Feb-2017	25-May-2017	\$23,000,000.00	\$322,512.84
<b>Class C-1 Notes Subtotal</b>					<b>\$23,000,000.00</b>	<b>\$322,512.84</b>
<b>Class D-1 Interest on Deferred Interest</b>						
0.0000%	0.0000%	0.0000%	02-May-2017	02-May-2017	\$0.00	\$0.00
<b>Class D-1 Interest on Deferred Interest Subtotal</b>					<b>\$0.00</b>	<b>\$0.00</b>
<b>Class D-1 Notes</b>						
6.8023%	1.0523%	5.7500%	27-Feb-2017	25-May-2017	\$21,000,000.00	\$345,218.25
<b>Class D-1 Notes Subtotal</b>					<b>\$21,000,000.00</b>	<b>\$345,218.25</b>
<b>Grand Total</b>					<b>\$104,795,062.57</b>	<b>\$1,164,036.67</b>

# Interest Diversion Test

Report Summary

Current Distribution Period : 27-Feb-2017 - 25-May-2017

Current Collection Period : 03-Feb-2017 - 02-May-2017

	<b>Outcome</b>	<b>Requirement</b>	
<b>OC Coverage %</b>	176.51%	>= 126.00%	<b>PASS</b>

Collateral			
Aggregate Principal Balance of Collateral Obligations		\$154,524,008.76	
Less:			
Total Haircut Amount		\$955,857.81	
Plus:			
Principal Proceeds		\$31,410,813.91	
<b>Adjusted Collateral Principal Amount (Numerator)</b>			<b>\$184,978,964.86</b>
 <b>Aggregate Outstanding Amount of Secured Notes</b>			 <b>\$104,795,062.57</b>

Tranche	Par Amount Outstanding
<b>A</b>	
Class A-1 Notes	\$40,795,062.57
	<b>A Subtotal \$40,795,062.57</b>
<b>B</b>	
Class B-1 Notes	\$20,000,000.00
	<b>B Subtotal \$20,000,000.00</b>
<b>C</b>	
Class C-1 Notes	\$23,000,000.00
	<b>C Subtotal \$23,000,000.00</b>
<b>D</b>	
Class D-1 Notes	\$21,000,000.00
	<b>D Subtotal \$21,000,000.00</b>
	<b>Grand Total \$104,795,062.57</b>

## Portfolio Assets: Principal Financed Accrued Interest

---

OC Test Adjustment: Accrued Interest Purchased with Principal	\$0.00
IC Test Adjustment: Accrued Interest Purchased with Principal	\$0.00

---

*No records matched the report criteria or there is no data available.*

# Maximum Moody's Weighted Average Rating Factor Test

Adjusted Weighted Average Moody's Rating Factor 3978  
 Maximum Moody's Weighted Average Rating Factor <=3386  
**Result** **FAIL**

Description	Security ID	Asset Type	Principal Balance	Moody's DP Rating AF CW - Adjusted	Rating Factor	Weight
American Teleconferencing Services Ltd - Term Loan	PREMRGLBSV_TL	Loan	\$9,023,809.52	B2	2,720.00	\$24,544,761,894.40
AmeriLife Group LLC - First Lien Initial Term Loan	AMERILIFE_FL	Loan	\$9,301,476.76	B3	3,490.00	\$32,462,153,892.40
Aricent Technologies - First Lien Initial Term Loan	ARCNTTCHNL_TL	Loan	\$8,752,799.90	B3	3,490.00	\$30,547,271,651.00
Aricent Technologies - Second Lien Initial Term Loan	ARCNTTCHN_STL	Loan	\$3,500,000.00	Caa2	6,500.00	\$22,750,000,000.00
Birch Communications Inc - Term Loan	BIRCHCOMM_TL	Loan	\$10,693,857.82	B3	3,490.00	\$37,321,563,791.80
Capstone Logistics Acquisition Inc - First Lien Term Loan	CAPSTONEL_TLB	Loan	\$10,715,903.50	B3	3,490.00	\$37,398,503,215.00
ConvergeOne Holdings Corporation - First Lien Initial Term Loan	CONVRG1HLD_FL	Loan	\$9,585,187.66	B3	3,490.00	\$33,452,304,933.40
ConvergeOne Holdings Corporation - Second Lien Initial Term Loan	CONVRG1_SLITL	Loan	\$3,000,000.00	Caa2	6,500.00	\$19,500,000,000.00
Global Tel Link Corp - Second Lien Term Loan	GLBLTELLNK_SL	Loan	\$2,500,000.00	Caa2	6,500.00	\$16,250,000,000.00
Help Systems Holdings Inc - First Lien Initial Term Loan	HELPSYSTEM_FLT	Loan	\$8,887,499.98	B3	3,490.00	\$31,017,374,930.20
Jackson Hewitt Inc - Initial Term Loan	JCKSNHEWI_ITL	Loan	\$9,120,000.00	B2	2,720.00	\$24,806,400,000.00
Merrill Communications LLC - Initial Term Loan	MERILCOMN_NTL	Loan	\$10,799,493.15	B2	2,720.00	\$29,374,621,368.00
Novetta Solutions LLC - First Lien Initial Term Loan	NVSLTNLLC_FTL	Loan	\$5,628,750.00	Caa2	6,500.00	\$36,586,875,000.00
Novitex Acquisition LLC - Tranche B-2 Term Loan (First Lien)	NOVITEXIN_TB2	Loan	\$9,039,690.00	B3	3,490.00	\$31,548,518,100.00
Recorded Books Inc - First Lien Initial Term Loan	RECRDBKS_FLIT	Loan	\$8,697,558.14	***	***	***
Securus Technologies Holdings Inc - Second Lien Initial Term Loan	SECURUSTCH_SL	Loan	\$4,200,000.00	Caa2	6,500.00	\$27,300,000,000.00
SourceHOV LLC - First Lien Term B Loan	SOURCEHOV_TL	Loan	\$6,796,875.00	Caa2	6,500.00	\$44,179,687,500.00
SourceHOV LLC - Second Lien Term Loan	SRCEHOVLLC_SL	Loan	\$5,000,000.00	Ca	10,000.00	\$50,000,000,000.00
Stratus Technologies Inc - Initial Term Loan	STRATSTCH_ITL	Loan	\$7,387,722.22	B2	2,720.00	\$20,094,604,438.40
Total Merchant Services Inc - Term Loan	TOTALMERCE_TL	Loan	\$9,286,250.00	B2	2,720.00	\$25,258,600,000.00
UniTek Global Services Inc - Holdco Subordinated Note Non-PIK	UNITKSGSI_HSN	Loan	\$142,822.00	B3	3,490.00	\$498,448,780.00
UniTek Global Services Inc - Holdco Subordinated Note PIK	UNITKGS_HSNPK	Loan	\$0.00	***	***	***
UniTek Global Services Inc - Second Out Tranche Advance	UNTKGLBL_SOTA	Loan	\$726,389.80	***	***	***
<b>Grand Total</b>			<b>\$152,786,085.46</b>			<b>\$607,781,267,805.20</b>

# Minimum Weighted Average Spread Test

APB of Collateral Obligations (excluding Defaults and Capitalized Interest)	\$152,786,085.46
APB of Float Rate Collateral Obligations (excluding Defaults and Capitalized Interest)	\$152,643,263.46
Target Initial Par Amount	\$160,000,000.00
LIBOR applicable to the Secured Notes during Interest Accrual Period	1.0523%
LIBOR as of the preceding Interest Determination Date	0.9301%
Aggregate Excess Funded Spread (excluding Defaults and Capitalized Interest)	\$0.00
Aggregate Funded Spread (excluding Defaults and Capitalized Interest)	\$9,168,333.83
Aggregate Unfunded Spread (excluding Defaults and Capitalized Interest)	\$0.00

## Minimum Weighted Average Spread Test

Weighted Average Spread (excluding Defaults and Capitalized Interest)	6.006%
Excess Weighted Average Coupon	0.007%
Weighted Average Spread plus Excess Weighted Average Coupon	6.01%
Minimum Weighted Average Spread	>=6.15%

**Result:**

**FAIL**

Security	Security ID	Payment Frequency	Amount	Default	Rate Index	Is Libor Floor	Libor Base Rate	All In Rate	Spread	Adjusted Spread	Annual Interest/Adjusted Spread
<b>Float</b>											
American Teleconferencing Services Ltd - Term Loan	PREMRGLBSV_TL	Monthly	\$1,631,343.05	No	LIBOR	Yes	1.0000%	7.5000%	6.5000%	6.5000%	\$106,037.30
American Teleconferencing Services Ltd - Term Loan	PREMRGLBSV_TL	Monthly	\$7,392,466.48	No	LIBOR	Yes	1.0000%	7.5000%	6.5000%	6.5000%	\$480,510.32
AmeriLife Group LLC - First Lien Initial Term Loan	AMERILIFE_FL	Monthly	\$9,301,476.76	No	LIBOR	Yes	1.0000%	5.7500%	4.7500%	4.7500%	\$441,820.15
Aricent Technologies - First Lien Initial Term Loan	ARCNTTCHNL_TL	Monthly	\$357,125.99	No	LIBOR	Yes	1.0000%	5.5000%	4.5000%	4.5000%	\$16,070.67
Aricent Technologies - First Lien Initial Term Loan	ARCNTTCHNL_TL	Monthly	\$2,062,639.74	No	LIBOR	Yes	1.0000%	5.5000%	4.5000%	4.5000%	\$92,818.79
Aricent Technologies - First Lien Initial Term Loan	ARCNTTCHNL_TL	Monthly	\$6,333,034.17	No	LIBOR	Yes	1.0000%	5.5000%	4.5000%	4.5000%	\$284,986.54
Aricent Technologies - Second Lien Initial Term Loan	ARCNTTCHN_STL	Monthly	\$3,500,000.00	No	LIBOR	Yes	1.0000%	9.5000%	8.5000%	8.5000%	\$297,500.00
Birch Communications Inc - Term Loan	BIRCHCOMM_TL	Quarterly	\$10,693,857.82	No	LIBOR		1.0000%	8.4000%	7.2500%	7.2500%	\$775,304.69
Capstone Logistics Acquisition Inc - First Lien Term Loan	CAPSTONEL_TLB	Monthly	\$10,715,903.50	No	LIBOR	Yes	1.0000%	5.5000%	4.5000%	4.5000%	\$482,215.66
ConvergeOne Holdings Corporation - First Lien Initial Term Loan	CONVRG1HLD_FL	Quarterly	\$9,585,187.66	No	LIBOR		1.0000%	6.5218%	5.3750%	5.3750%	\$515,203.84
ConvergeOne Holdings Corporation - Second Lien Initial Term Loan	CONVRG1_SLITL	Quarterly	\$3,000,000.00	No	LIBOR		1.0000%	10.1468%	9.0000%	9.0000%	\$270,000.00
Global Tel Link Corp - Second Lien Term Loan	GLBLTELLNK_SL	Quarterly	\$2,500,000.00	No	LIBOR	Yes	1.2500%	9.0000%	7.7500%	7.9477%	\$198,691.75
Help Systems Holdings Inc - First Lien Initial Term Loan	HELPSYSTEM_FLT	Quarterly	\$8,887,499.98	No	LIBOR		1.0000%	6.3968%	5.2500%	5.2500%	\$466,593.75
Jackson Hewitt Inc - Initial Term Loan	JCKSNHEWIL_ITL	Quarterly	\$9,120,000.00	No	LIBOR		1.0000%	8.1718%	7.0000%	7.0000%	\$638,400.00
Merrill Communications LLC - Initial Term Loan	MERILCOMM_NTL	Quarterly	\$10,799,493.15	No	LIBOR		1.0000%	6.4218%	5.2500%	5.2500%	\$566,973.39
Novetta Solutions LLC - First Lien Initial Term Loan	NVSLTNLLC_FTL	Quarterly	\$5,628,750.00	No	LIBOR		1.0000%	6.1500%	5.0000%	5.0000%	\$281,437.50
Novitex Acquisition LLC - Tranche B-2 Term Loan (First Lien)	NOVITEXIN_TB2	Quarterly	\$9,039,690.00	No	LIBOR		1.2500%	8.0677%	6.7500%	6.7500%	\$610,179.08
Recorded Books Inc - First Lien Initial Term Loan	RECRDBKS_FLIT	Quarterly	\$8,697,558.14	No	LIBOR		1.0000%	5.6468%	4.5000%	4.5000%	\$391,390.12
Securus Technologies Holdings Inc - Second Lien Initial Term Loan	SECURUSTCH_SL	Quarterly	\$4,200,000.00	No	LIBOR	Yes	1.2500%	9.0000%	7.7500%	7.9477%	\$333,802.14
SourceHOV LLC - First Lien Term B Loan	SOURCEHOV_TL	Quarterly	\$6,796,875.00	No	LIBOR		1.0000%	7.8968%	6.7500%	6.7500%	\$458,789.06
SourceHOV LLC - Second Lien Term Loan	SRCEHOVLLC_SL	Quarterly	\$5,000,000.00	No	LIBOR		1.0000%	11.6468%	10.5000%	10.5000%	\$525,000.00
Stratus Technologies Inc - Initial Term Loan	STRATSTCH_ITL	Monthly	\$7,387,722.22	No	LIBOR	Yes	1.0000%	6.0000%	5.0000%	5.0000%	\$369,386.11
Total Merchant Services Inc - Term Loan	TOTALMERCE_TL	Quarterly	\$9,286,250.00	No	LIBOR		1.0000%	6.8177%	5.5000%	5.5000%	\$510,743.75

Security	Security ID	Payment Frequency	Amount	Default	Rate Index	Is Libor Floor	Libor Base Rate	All In Rate	Spread	Adjusted Spread	Annual Interest/Adjusted Spread
UniTek Global Services Inc - Second Out Tranche Advance	UNTKGLBL_SOTA	Quarterly	\$726,389.80	No	LIBOR		1.0000%	9.6500%	7.5000%	7.5000%	\$54,479.24
<b>Float Subtotal</b>			<b>\$152,643,263.46</b>								<b>\$9,168,333.83</b>
<b>Grand Total</b>			<b>\$152,643,263.46</b>								<b>\$9,168,333.83</b>

# Minimum Weighted Average Coupon Test

APB of Collateral Obligations (excluding Defaults and Capitalized Interest)	\$152,786,085.46
APB of Fixed Rate Collateral Obligations (excluding Defaults and Capitalized Interest)	\$142,822.00
Aggregate Coupon (excluding Defaults and Capitalized Interest)	\$21,423.30

## Minimum Weighted Average Fixed Rate Coupon Test

Weighted Average Fixed Rate Coupon (excluding Defaults and Capitalized Interest)	15.000%	
Excess Weighted Average Floating Spread	0.000%	
Weighted Average Fixed Rate Coupon plus Excess Weighted Average Floating Spread		15.00%
Minimum Weighted Average Fixed Rate Coupon		>=7.00%

Result: PASS

Security	Security ID	Payment Frequency	Amount	Default	Rate Index	All In Rate	Adjusted Coupon	Annual Interest
UniTek Global Services Inc - Holdco Subordinated Note Non-PIK	UNITEKCSI_HSN	Quarterly	\$142,822.00	No	Fixed	0.0000%	15.0000%	\$21,423.30
<b>Grand Total</b>			<b>\$142,822.00</b>					<b>\$21,423.30</b>

## Portfolio Assets: Weighted Average Spread - S&P CDO Monitor

APB of Collateral Obligations (excluding Defaults and Capitalized Interest)	\$152,786,085.46
APB of Float Rate Collateral Obligations (excluding Defaults and Capitalized Interest)	\$152,643,263.46
Aggregate Funded Spread (excluding Defaults and Capitalized Interest)	\$9,155,089.94
Aggregate Unfunded Spread (excluding Defaults and Capitalized Interest)	\$0.00

---

Weighted Average Spread for S&P CDO Monitor (excluding Defaults and Capitalized Interest) 5.998%

Security	Security ID	Payment Frequency	Amount	Default	Rate Index	All In Rate	Spread	Adjusted Spread	Annual Interest/Adjusted Spread	
<b>Float</b>										
American Teleconferencing Services Ltd - Term Loan	PREMRGLBSV_TL	Monthly	\$1,631,343.05	No	LIBOR	7.5000%	6.5000%	6.5000%	\$106,037.30	
American Teleconferencing Services Ltd - Term Loan	PREMRGLBSV_TL	Monthly	\$7,392,466.48	No	LIBOR	7.5000%	6.5000%	6.5000%	\$480,510.32	
AmeriLife Group LLC - First Lien Initial Term Loan	AMERILIFE_FL	Monthly	\$9,301,476.76	No	LIBOR	5.7500%	4.7500%	4.7500%	\$441,820.15	
Aricent Technologies - First Lien Initial Term Loan	ARCNTTCHNL_TL	Monthly	\$357,125.99	No	LIBOR	5.5000%	4.5000%	4.5000%	\$16,070.67	
Aricent Technologies - First Lien Initial Term Loan	ARCNTTCHNL_TL	Monthly	\$2,062,639.74	No	LIBOR	5.5000%	4.5000%	4.5000%	\$92,818.79	
Aricent Technologies - First Lien Initial Term Loan	ARCNTTCHNL_TL	Monthly	\$6,333,034.17	No	LIBOR	5.5000%	4.5000%	4.5000%	\$284,986.54	
Aricent Technologies - Second Lien Initial Term Loan	ARCNTTCHN_STL	Monthly	\$3,500,000.00	No	LIBOR	9.5000%	8.5000%	8.5000%	\$297,500.00	
Birch Communications Inc - Term Loan	BIRCHCOMM_TL	Quarterly	\$10,693,857.82	No	LIBOR	8.4000%	7.2500%	7.2500%	\$775,304.69	
Capstone Logistics Acquisition Inc - First Lien Term Loan	CAPSTONEL_TLB	Monthly	\$10,715,903.50	No	LIBOR	5.5000%	4.5000%	4.5000%	\$482,215.66	
ConvergeOne Holdings Corporation - First Lien Initial Term Loan	CONVRG1HLD_FL	Quarterly	\$9,585,187.66	No	LIBOR	6.5218%	5.3750%	5.3750%	\$515,203.84	
ConvergeOne Holdings Corporation - Second Lien Initial Term Loan	CONVRG1_SLITL	Quarterly	\$3,000,000.00	No	LIBOR	10.1468%	9.0000%	9.0000%	\$270,000.00	
Global Tel Link Corp - Second Lien Term Loan	GLBLTELLNK_SL	Quarterly	\$2,500,000.00	No	LIBOR	9.0000%	7.7500%	7.7500%	\$193,750.00	
Help Systems Holdings Inc - First Lien Initial Term Loan	HELPSYSTEM_FLT	Quarterly	\$8,887,499.98	No	LIBOR	6.3968%	5.2500%	5.2500%	\$466,593.75	
Jackson Hewitt Inc - Initial Term Loan	JCKSNHEWI_ITL	Quarterly	\$9,120,000.00	No	LIBOR	8.1718%	7.0000%	7.0000%	\$638,400.00	
Merrill Communications LLC - Initial Term Loan	MERILCOMN_NTL	Quarterly	\$10,799,493.15	No	LIBOR	6.4218%	5.2500%	5.2500%	\$566,973.39	
Novetta Solutions LLC - First Lien Initial Term Loan	NVSLTNLLC_FTL	Quarterly	\$5,628,750.00	No	LIBOR	6.1500%	5.0000%	5.0000%	\$281,437.50	
Novitex Acquisition LLC - Tranche B-2 Term Loan (First Lien)	NOVITEXIN_TB2	Quarterly	\$9,039,690.00	No	LIBOR	8.0677%	6.7500%	6.7500%	\$610,179.08	
Recorded Books Inc - First Lien Initial Term Loan	RECRDBKS_FLIT	Quarterly	\$8,697,558.14	No	LIBOR	5.6468%	4.5000%	4.5000%	\$391,390.12	
Securus Technologies Holdings Inc - Second Lien Initial Term Loan	SECURUSTCH_SL	Quarterly	\$4,200,000.00	No	LIBOR	9.0000%	7.7500%	7.7500%	\$325,500.00	
SourceHOV LLC - First Lien Term B Loan	SOURCEHOV_TL	Quarterly	\$6,796,875.00	No	LIBOR	7.8968%	6.7500%	6.7500%	\$458,789.06	
SourceHOV LLC - Second Lien Term Loan	SRCEHOVLLC_SL	Quarterly	\$5,000,000.00	No	LIBOR	11.6468%	10.5000%	10.5000%	\$525,000.00	
Stratus Technologies Inc - Initial Term Loan	STRATSTCH_ITL	Monthly	\$7,387,722.22	No	LIBOR	6.0000%	5.0000%	5.0000%	\$369,386.11	
Total Merchant Services Inc - Term Loan	TOTALMERCER_TL	Quarterly	\$9,286,250.00	No	LIBOR	6.8177%	5.5000%	5.5000%	\$510,743.75	
UniTek Global Services Inc - Second Out Tranche Advance	UNTKGLBL_SOTA	Quarterly	\$726,389.80	No	LIBOR	9.6500%	7.5000%	7.5000%	\$54,479.24	
<b>Float Subtotal</b>			<b>\$152,643,263.46</b>							<b>\$9,155,089.94</b>
<b>Grand Total</b>			<b>\$152,643,263.46</b>							<b>\$9,155,089.94</b>



# Minimum Weighted Average Moody's Recovery Rate Test

Principal Balance Total	\$152,786,085.46
Recovery Amount Total	\$70,802,055.06
Moody Minimum Weighted Average Recovery Rate Requirement	46.4% >= 41.00%
<b>RESULT</b>	<b>PASS</b>

Security	Security ID	Asset Type	Moody's Security Level	Moody's DP Rating	Moody's Rating	Principal Balance	Recovery Rate	Recovery Amount
<b>Senior Secured Loan - Differential &gt;= +2</b>								
Capstone Logistics Acquisition Inc - First Lien Term Loan	CAPSTONEL_TLB	Loan	Senior Secured	B3	B1	\$10,715,903.50	60.0000%	\$6,429,542.10
Novitex Acquisition LLC - Tranche B-2 Term Loan (First Lien)	NOVITEXIN_TB2	Loan	Senior Secured	B3	B1	\$9,039,690.00	60.0000%	\$5,423,814.00
<b>Senior Secured Loan - Differential &gt;= +2 Subtotal</b>						<b>\$19,755,593.50</b>		<b>\$11,853,356.10</b>
<b>Senior Secured Loan - Differential = +1</b>								
American Teleconferencing Services Ltd - Term Loan	PREMRGLBSV_TL	Loan	Senior Secured	B2	B1	\$9,023,809.52	50.0000%	\$4,511,904.76
AmeriLife Group LLC - First Lien Initial Term Loan	AMERILIFE_FL	Loan	Senior Secured	B3	B2	\$9,301,476.76	50.0000%	\$4,650,738.38
Aricent Technologies - First Lien Initial Term Loan	ARCNTTCHNL_TL	Loan	Senior Secured	B3	B2	\$8,752,799.90	50.0000%	\$4,376,399.95
ConvergeOne Holdings Corporation - First Lien Initial Term Loan	CONVRG1HLD_FL	Loan	Senior Secured	B3	B2	\$9,585,187.66	50.0000%	\$4,792,593.83
Help Systems Holdings Inc - First Lien Initial Term Loan	HELPSYSTEM_FLT	Loan	Senior Secured	B3	B2	\$8,887,499.98	50.0000%	\$4,443,749.99
Novetta Solutions LLC - First Lien Initial Term Loan	NVSLTNLLC_FTL	Loan	Senior Secured	Caa1	B3	\$5,628,750.00	50.0000%	\$2,814,375.00
SourceHOV LLC - First Lien Term B Loan	SOURCEHOV_TL	Loan	Senior Secured	Caa1	B3	\$6,796,875.00	50.0000%	\$3,398,437.50
<b>Senior Secured Loan - Differential = +1 Subtotal</b>						<b>\$57,976,398.82</b>		<b>\$28,988,199.41</b>
<b>Senior Secured Loan - Differential = 0</b>								
Birch Communications Inc - Term Loan	BIRCHCOMM_TL	Loan	Senior Secured	B3	B3	\$10,693,857.82	45.0000%	\$4,812,236.02
Jackson Hewitt Inc - Initial Term Loan	JCKSNHEWI_ITL	Loan	Senior Secured	B2	B2	\$9,120,000.00	45.0000%	\$4,104,000.00
Merrill Communications LLC - Initial Term Loan	MERILCOMN_NTL	Loan	Senior Secured	B2	B2	\$10,799,493.15	45.0000%	\$4,859,771.92
Recorded Books Inc - First Lien Initial Term Loan	RECRDBKS_FLIT	Loan	Senior Secured	***	***	\$8,697,558.14	45.0000%	\$3,913,901.16
Stratus Technologies Inc - Initial Term Loan	STRATSTCH_ITL	Loan	Senior Secured	B2	B2	\$7,387,722.22	45.0000%	\$3,324,475.00
Total Merchant Services Inc - Term Loan	TOTALMERCER_TL	Loan	Senior Secured	B2	B2	\$9,286,250.00	45.0000%	\$4,178,812.50
<b>Senior Secured Loan - Differential = 0 Subtotal</b>						<b>\$55,984,881.34</b>		<b>\$25,193,196.60</b>
<b>Non-Senior Secured Loan - Differential = 0</b>								
Aricent Technologies - Second Lien Initial Term Loan	ARCNTTCHN_STL	Loan	Second Lien	Caa2	Caa2	\$3,500,000.00	25.0000%	\$875,000.00
ConvergeOne Holdings Corporation - Second Lien Initial Term Loan	CONVRG1_SLITL	Loan	Second Lien	Caa2	Caa2	\$3,000,000.00	25.0000%	\$750,000.00
Global Tel Link Corp - Second Lien Term Loan	GLBLTELLNK_SL	Loan	Second Lien	Caa2	Caa2	\$2,500,000.00	25.0000%	\$625,000.00
Securus Technologies Holdings Inc - Second Lien Initial Term Loan	SECURUSTCH_SL	Loan	Second Lien	Caa2	Caa2	\$4,200,000.00	25.0000%	\$1,050,000.00
SourceHOV LLC - Second Lien Term Loan	SRCEHOVLLC_SL	Loan	Second Lien	Caa3	Caa3	\$5,000,000.00	25.0000%	\$1,250,000.00
UniTek Global Services Inc - Holdco Subordinated Note Non-PIK	UNITEKGSI_HSN	Loan	Subordinated	B3	B3	\$142,822.00	25.0000%	\$35,705.50
UniTek Global Services Inc - Second Out Tranche Advance	UNTKGLBL_SOTA	Loan	Second Lien	***	***	\$726,389.80	25.0000%	\$181,597.45
<b>Non-Senior Secured Loan - Differential = 0 Subtotal</b>						<b>\$19,069,211.80</b>		<b>\$4,767,302.95</b>
<b>Grand Total</b>						<b>\$152,786,085.46</b>		<b>\$70,802,055.06</b>

## Minimum Weighted Average S&P Recovery Rate Test

---

Weighted Average S&P Recovery Rate Test - Class A-1	FAIL
Weighted Average S&P Recovery Rate Test - Class B-1	PASS
Weighted Average S&P Recovery Rate Test - Class C-1	PASS
Weighted Average S&P Recovery Rate Test - Class D-1	PASS
<b>Weighted Average S&amp;P Recovery Rate Test</b>	<b>FAIL</b>

---

# Minimum Weighted Average S&P Recovery Rate Test - Class A-1

Class A-1 Note Rating	AAA
Principal Balance Total	\$152,786,085.46
Recovery Amount Total	\$48,497,554.02
Weighted Average Recovery Rate	31.7%
Requirement	>= 32.00%

**RESULT** **FAIL**

Description	Security ID	AssetType	First-Lien-Last-Out	Cov-Lite	S&P Security Level	Principal Balance	Recovery Rate	Recovery Amount
<b>Asset Specific Recovery Rating 2</b>								
AmeriLife Group LLC - First Lien Initial Term Loan	AMERILIFE_FL	Loan	No	No	Senior Secured	\$9,301,476.76	50.0000%	\$4,650,738.38
Help Systems Holdings Inc - First Lien Initial Term Loan	HELPSYSTM_FLT	Loan	No	No	Senior Secured	\$8,887,499.98	50.0000%	\$4,443,749.99
Merrill Communications LLC - Initial Term Loan	MERILCOMN_NTL	Loan	No	No	Senior Secured	\$10,799,493.15	50.0000%	\$5,399,746.58
Total Merchant Services Inc - Term Loan	TOTALMERCE_TL	Loan	No	No	Senior Secured	\$9,286,250.00	50.0000%	\$4,643,125.00
<b>Asset Specific Recovery Rating 2 Subtotal</b>						<b>\$38,274,719.89</b>		<b>\$19,137,359.95</b>
<b>Asset Specific Recovery Rating 3</b>								
American Teleconferencing Services Ltd - Term Loan	PREMRGLBSV_TL	Loan	No	No	Senior Secured	\$9,023,809.52	30.0000%	\$2,707,142.86
Aricent Technologies - First Lien Initial Term Loan	ARCNTTCHNL_TL	Loan	No	No	Senior Secured	\$8,752,799.90	30.0000%	\$2,625,839.97
Birch Communications Inc - Term Loan	BIRCHCOMM_TL	Loan	No	No	Senior Secured	\$10,693,857.82	30.0000%	\$3,208,157.35
ConvergeOne Holdings Corporation - First Lien Initial Term Loan	CONVRG1HLD_FL	Loan	No	No	Senior Secured	\$9,585,187.66	30.0000%	\$2,875,556.30
Jackson Hewitt Inc - Initial Term Loan	JCKSNHEWI_ITL	Loan	No	No	Senior Secured	\$9,120,000.00	30.0000%	\$2,736,000.00
Novetta Solutions LLC - First Lien Initial Term Loan	NVSLTNLLC_FTL	Loan	No	Yes	Senior Secured	\$5,628,750.00	30.0000%	\$1,688,625.00
Novitex Acquisition LLC - Tranche B-2 Term Loan (First Lien)	NOVITEXIN_TB2	Loan	No	No	Senior Secured	\$9,039,690.00	30.0000%	\$2,711,907.00
SourceHOV LLC - First Lien Term B Loan	SOURCEHOV_TL	Loan	No	No	Senior Secured	\$6,796,875.00	30.0000%	\$2,039,062.50
Stratus Technologies Inc - Initial Term Loan	STRATSTCH_ITL	Loan	No	No	Senior Secured	\$7,387,722.22	30.0000%	\$2,216,316.67
<b>Asset Specific Recovery Rating 3 Subtotal</b>						<b>\$76,028,692.13</b>		<b>\$22,808,607.64</b>
<b>Asset Specific Recovery Rating 4</b>								
Capstone Logistics Acquisition Inc - First Lien Term Loan	CAPSTONEL_TLB	Loan	No	No	Senior Secured	\$10,715,903.50	20.0000%	\$2,143,180.70
<b>Asset Specific Recovery Rating 4 Subtotal</b>						<b>\$10,715,903.50</b>		<b>\$2,143,180.70</b>
<b>Asset Specific Recovery Rating 6</b>								
Aricent Technologies - Second Lien Initial Term Loan	ARCNTTCHN_STL	Loan	No	No	Second Lien	\$3,500,000.00	2.0000%	\$70,000.00
ConvergeOne Holdings Corporation - Second Lien Initial Term Loan	CONVRG1_SLITL	Loan	No	No	Second Lien	\$3,000,000.00	2.0000%	\$60,000.00
Global Tel Link Corp - Second Lien Term Loan	GLBLTELLNK_SL	Loan	No	Yes	Second Lien	\$2,500,000.00	2.0000%	\$50,000.00
Securus Technologies Holdings Inc - Second Lien Initial Term Loan	SECURUSTCH_SL	Loan	No	Yes	Second Lien	\$4,200,000.00	2.0000%	\$84,000.00
SourceHOV LLC - Second Lien Term Loan	SRCEHOVLLC_SL	Loan	No	No	Second Lien	\$5,000,000.00	2.0000%	\$100,000.00
<b>Asset Specific Recovery Rating 6 Subtotal</b>						<b>\$18,200,000.00</b>		<b>\$364,000.00</b>
<b>Group B Senior Secured Loans</b>								
Recorded Books Inc - First Lien Initial Term Loan	RECRDBKS_FLIT	Loan	No	No	Senior Secured	\$8,697,558.14	45.0000%	\$3,913,901.16
<b>Group B Senior Secured Loans Subtotal</b>						<b>\$8,697,558.14</b>		<b>\$3,913,901.16</b>
<b>Group B Senior unsecured loans and Second Lien Loans</b>								
UniTek Global Services Inc - Second Out Tranche Advance	UNTKGLBL_SOTA	Loan	No	No	Second Lien	\$726,389.80	16.0000%	\$116,222.37
<b>Group B Senior unsecured loans and Second Lien Loans Subtotal</b>						<b>\$726,389.80</b>		<b>\$116,222.37</b>
<b>Group B Subordinated loans</b>								
UniTek Global Services Inc - Holdco Subordinated Note Non-PIK	UNITEKGSI_HSN	Loan	No	No	Subordinated	\$142,822.00	10.0000%	\$14,282.20

Description	Security ID	AssetType	First-Lien-Last-Out	Cov-Lite	S&P Security Level	Principal Balance	Recovery Rate	Recovery Amount
						<b>\$142,822.00</b>		<b>\$14,282.20</b>
					<b>Group B Subordinated loans Subtotal</b>			
					<b>Grand Total</b>	<b>\$152,786,085.46</b>		<b>\$48,497,554.02</b>

# Minimum Weighted Average S&P Recovery Rate Test - Class B-1

Class B-1 Note Rating	AA
Principal Balance Total	\$152,786,085.46
Recovery Amount Total	\$61,297,279.55
Weighted Average Recovery Rate	40.1%
Requirement	>= 39.00%

**RESULT** **PASS**

Description	Security ID	AssetType	First-Lien-Last-Out	Cov-Lite	S&P Security Level	Principal Balance	Recovery Rate	Recovery Amount
<b>Asset Specific Recovery Rating 2</b>								
AmeriLife Group LLC - First Lien Initial Term Loan	AMERILIFE_FL	Loan	No	No	Senior Secured	\$9,301,476.76	60.0000%	\$5,580,886.06
Help Systems Holdings Inc - First Lien Initial Term Loan	HELPSYSTEM_FLT	Loan	No	No	Senior Secured	\$8,887,499.98	60.0000%	\$5,332,499.99
Merrill Communications LLC - Initial Term Loan	MERILCOMN_NTL	Loan	No	No	Senior Secured	\$10,799,493.15	60.0000%	\$6,479,695.89
Total Merchant Services Inc - Term Loan	TOTALMERCE_TL	Loan	No	No	Senior Secured	\$9,286,250.00	60.0000%	\$5,571,750.00
<b>Asset Specific Recovery Rating 2 Subtotal</b>						<b>\$38,274,719.89</b>		<b>\$22,964,831.94</b>
<b>Asset Specific Recovery Rating 3</b>								
American Teleconferencing Services Ltd - Term Loan	PREMRGLBSV_TL	Loan	No	No	Senior Secured	\$9,023,809.52	40.0000%	\$3,609,523.81
Aricent Technologies - First Lien Initial Term Loan	ARCNTTCHNL_TL	Loan	No	No	Senior Secured	\$8,752,799.90	40.0000%	\$3,501,119.96
Birch Communications Inc - Term Loan	BIRCHCOMM_TL	Loan	No	No	Senior Secured	\$10,693,857.82	40.0000%	\$4,277,543.13
ConvergeOne Holdings Corporation - First Lien Initial Term Loan	CONVRG1HLD_FL	Loan	No	No	Senior Secured	\$9,585,187.66	40.0000%	\$3,834,075.06
Jackson Hewitt Inc - Initial Term Loan	JCKSNHEWI_TL	Loan	No	No	Senior Secured	\$9,120,000.00	40.0000%	\$3,648,000.00
Novetta Solutions LLC - First Lien Initial Term Loan	NVSLTNLLC_FTL	Loan	No	Yes	Senior Secured	\$5,628,750.00	40.0000%	\$2,251,500.00
Novitex Acquisition LLC - Tranche B-2 Term Loan (First Lien)	NOVITEXIN_TB2	Loan	No	No	Senior Secured	\$9,039,690.00	40.0000%	\$3,615,876.00
SourceHOV LLC - First Lien Term B Loan	SOURCEHOV_TL	Loan	No	No	Senior Secured	\$6,796,875.00	40.0000%	\$2,718,750.00
Stratus Technologies Inc - Initial Term Loan	STRATSTCH_ITL	Loan	No	No	Senior Secured	\$7,387,722.22	40.0000%	\$2,955,088.89
<b>Asset Specific Recovery Rating 3 Subtotal</b>						<b>\$76,028,692.13</b>		<b>\$30,411,476.85</b>
<b>Asset Specific Recovery Rating 4</b>								
Capstone Logistics Acquisition Inc - First Lien Term Loan	CAPSTONEL_TLB	Loan	No	No	Senior Secured	\$10,715,903.50	26.0000%	\$2,786,134.91
<b>Asset Specific Recovery Rating 4 Subtotal</b>						<b>\$10,715,903.50</b>		<b>\$2,786,134.91</b>
<b>Asset Specific Recovery Rating 6</b>								
Aricent Technologies - Second Lien Initial Term Loan	ARCNTTCHN_STL	Loan	No	No	Second Lien	\$3,500,000.00	4.0000%	\$140,000.00
ConvergeOne Holdings Corporation - Second Lien Initial Term Loan	CONVRG1_SLITL	Loan	No	No	Second Lien	\$3,000,000.00	4.0000%	\$120,000.00
Global Tel Link Corp - Second Lien Term Loan	GLBLTELLNK_SL	Loan	No	Yes	Second Lien	\$2,500,000.00	4.0000%	\$100,000.00
Securus Technologies Holdings Inc - Second Lien Initial Term Loan	SECURUSTCH_SL	Loan	No	Yes	Second Lien	\$4,200,000.00	4.0000%	\$168,000.00
SourceHOV LLC - Second Lien Term Loan	SRCEHOVLLC_SL	Loan	No	No	Second Lien	\$5,000,000.00	4.0000%	\$200,000.00
<b>Asset Specific Recovery Rating 6 Subtotal</b>						<b>\$18,200,000.00</b>		<b>\$728,000.00</b>
<b>Group B Senior Secured Loans</b>								
Recorded Books Inc - First Lien Initial Term Loan	RECRDBKS_FLIT	Loan	No	No	Senior Secured	\$8,697,558.14	49.0000%	\$4,261,803.49
<b>Group B Senior Secured Loans Subtotal</b>						<b>\$8,697,558.14</b>		<b>\$4,261,803.49</b>
<b>Group B Senior unsecured loans and Second Lien Loans</b>								
UniTek Global Services Inc - Second Out Tranche Advance	UNTKGLBL_SOTA	Loan	No	No	Second Lien	\$726,389.80	18.0000%	\$130,750.16
<b>Group B Senior unsecured loans and Second Lien Loans Subtotal</b>						<b>\$726,389.80</b>		<b>\$130,750.16</b>
<b>Group B Subordinated loans</b>								
UniTek Global Services Inc - Holdco Subordinated Note Non-PIK	UNITEKGSI_HSN	Loan	No	No	Subordinated	\$142,822.00	10.0000%	\$14,282.20

Description	Security ID	AssetType	First-Lien-Last-Out	Cov-Lite	S&P Security Level	Principal Balance	Recovery Rate	Recovery Amount
<b>Group B Subordinated loans Subtotal</b>						<b>\$142,822.00</b>		<b>\$14,282.20</b>
<b>Grand Total</b>						<b>\$152,786,085.46</b>		<b>\$61,297,279.55</b>

# Minimum Weighted Average S&P Recovery Rate Test - Class C-1

Class C-1 Note Rating	A
Principal Balance Total	\$152,786,085.46
Recovery Amount Total	\$69,639,291.54
Weighted Average Recovery Rate	45.6%
Requirement	>= 44.25%
<b>RESULT</b>	<b>PASS</b>

Description	Security ID	AssetType	First-Lien-Last-Out	Cov-Lite	S&P Security Level	Principal Balance	Recovery Rate	Recovery Amount
<b>Asset Specific Recovery Rating 2</b>								
AmeriLife Group LLC - First Lien Initial Term Loan	AMERILIFE_FL	Loan	No	No	Senior Secured	\$9,301,476.76	66.0000%	\$6,138,974.66
Help Systems Holdings Inc - First Lien Initial Term Loan	HELPSYSTEM_FLT	Loan	No	No	Senior Secured	\$8,887,499.98	66.0000%	\$5,865,749.99
Merrill Communications LLC - Initial Term Loan	MERILCOMN_NTL	Loan	No	No	Senior Secured	\$10,799,493.15	66.0000%	\$7,127,665.48
Total Merchant Services Inc - Term Loan	TOTALMERCE_TL	Loan	No	No	Senior Secured	\$9,286,250.00	66.0000%	\$6,128,925.00
<b>Asset Specific Recovery Rating 2 Subtotal</b>						<b>\$38,274,719.89</b>		<b>\$25,261,315.13</b>
<b>Asset Specific Recovery Rating 3</b>								
American Teleconferencing Services Ltd - Term Loan	PREMRGLBSV_TL	Loan	No	No	Senior Secured	\$9,023,809.52	46.0000%	\$4,150,952.38
Aricent Technologies - First Lien Initial Term Loan	ARCNTTCHNL_TL	Loan	No	No	Senior Secured	\$8,752,799.90	46.0000%	\$4,026,287.95
Birch Communications Inc - Term Loan	BIRCHCOMM_TL	Loan	No	No	Senior Secured	\$10,693,857.82	46.0000%	\$4,919,174.60
ConvergeOne Holdings Corporation - First Lien Initial Term Loan	CONVRG1HLD_FL	Loan	No	No	Senior Secured	\$9,585,187.66	46.0000%	\$4,409,186.32
Jackson Hewitt Inc - Initial Term Loan	JCKSNHEWI_TL	Loan	No	No	Senior Secured	\$9,120,000.00	46.0000%	\$4,195,200.00
Novetta Solutions LLC - First Lien Initial Term Loan	NVSLTNLLC_FTL	Loan	No	Yes	Senior Secured	\$5,628,750.00	46.0000%	\$2,589,225.00
Novitex Acquisition LLC - Tranche B-2 Term Loan (First Lien)	NOVITEXIN_TB2	Loan	No	No	Senior Secured	\$9,039,690.00	46.0000%	\$4,158,257.40
SourceHOV LLC - First Lien Term B Loan	SOURCEHOV_TL	Loan	No	No	Senior Secured	\$6,796,875.00	46.0000%	\$3,126,562.50
Stratus Technologies Inc - Initial Term Loan	STRATSTCH_ITL	Loan	No	No	Senior Secured	\$7,387,722.22	46.0000%	\$3,398,352.22
<b>Asset Specific Recovery Rating 3 Subtotal</b>						<b>\$76,028,692.13</b>		<b>\$34,973,198.38</b>
<b>Asset Specific Recovery Rating 4</b>								
Capstone Logistics Acquisition Inc - First Lien Term Loan	CAPSTONEL_TLB	Loan	No	No	Senior Secured	\$10,715,903.50	33.0000%	\$3,536,248.16
<b>Asset Specific Recovery Rating 4 Subtotal</b>						<b>\$10,715,903.50</b>		<b>\$3,536,248.16</b>
<b>Asset Specific Recovery Rating 6</b>								
Aricent Technologies - Second Lien Initial Term Loan	ARCNTTCHN_STL	Loan	No	No	Second Lien	\$3,500,000.00	6.0000%	\$210,000.00
ConvergeOne Holdings Corporation - Second Lien Initial Term Loan	CONVRG1_SLITL	Loan	No	No	Second Lien	\$3,000,000.00	6.0000%	\$180,000.00
Global Tel Link Corp - Second Lien Term Loan	GLBLTELLNK_SL	Loan	No	Yes	Second Lien	\$2,500,000.00	6.0000%	\$150,000.00
Securus Technologies Holdings Inc - Second Lien Initial Term Loan	SECURUSTCH_SL	Loan	No	Yes	Second Lien	\$4,200,000.00	6.0000%	\$252,000.00
SourceHOV LLC - Second Lien Term Loan	SRCEHOVLLC_SL	Loan	No	No	Second Lien	\$5,000,000.00	6.0000%	\$300,000.00
<b>Asset Specific Recovery Rating 6 Subtotal</b>						<b>\$18,200,000.00</b>		<b>\$1,092,000.00</b>
<b>Group B Senior Secured Loans</b>								
Recorded Books Inc - First Lien Initial Term Loan	RECRDBKS_FLIT	Loan	No	No	Senior Secured	\$8,697,558.14	53.0000%	\$4,609,705.81
<b>Group B Senior Secured Loans Subtotal</b>						<b>\$8,697,558.14</b>		<b>\$4,609,705.81</b>
<b>Group B Senior unsecured loans and Second Lien Loans</b>								
UniTek Global Services Inc - Second Out Tranche Advance	UNTKGLBL_SOTA	Loan	No	No	Second Lien	\$726,389.80	21.0000%	\$152,541.86
<b>Group B Senior unsecured loans and Second Lien Loans Subtotal</b>						<b>\$726,389.80</b>		<b>\$152,541.86</b>
<b>Group B Subordinated loans</b>								
UniTek Global Services Inc - Holdco Subordinated Note Non-PIK	UNITEKGSI_HSN	Loan	No	No	Subordinated	\$142,822.00	10.0000%	\$14,282.20

Description	Security ID	AssetType	First-Lien-Last-Out	Cov-Lite	S&P Security Level	Principal Balance	Recovery Rate	Recovery Amount
<b>Group B Subordinated loans Subtotal</b>						<b>\$142,822.00</b>		<b>\$14,282.20</b>
<b>Grand Total</b>						<b>\$152,786,085.46</b>		<b>\$69,639,291.54</b>



# Minimum Weighted Average S&P Recovery Rate Test - Class D-1

Class D-1 Note Rating	BBB
Principal Balance Total	\$152,786,085.46
Recovery Amount Total	\$79,104,154.19
Weighted Average Recovery Rate	51.8%
Requirement	>= 46.50%

**RESULT** **PASS**

Description	Security ID	AssetType	First-Lien-Last-Out	Cov-Lite	S&P Security Level	Principal Balance	Recovery Rate	Recovery Amount
<b>Asset Specific Recovery Rating 2</b>								
AmeriLife Group LLC - First Lien Initial Term Loan	AMERILIFE_FL	Loan	No	No	Senior Secured	\$9,301,476.76	73.0000%	\$6,790,078.04
Help Systems Holdings Inc - First Lien Initial Term Loan	HELPSYSTEM_FLT	Loan	No	No	Senior Secured	\$8,887,499.98	73.0000%	\$6,487,874.98
Merrill Communications LLC - Initial Term Loan	MERILCOMN_NTL	Loan	No	No	Senior Secured	\$10,799,493.15	73.0000%	\$7,883,630.00
Total Merchant Services Inc - Term Loan	TOTALMERCE_TL	Loan	No	No	Senior Secured	\$9,286,250.00	73.0000%	\$6,778,962.50
<b>Asset Specific Recovery Rating 2 Subtotal</b>						<b>\$38,274,719.89</b>		<b>\$27,940,545.52</b>
<b>Asset Specific Recovery Rating 3</b>								
American Teleconferencing Services Ltd - Term Loan	PREMRGLBSV_TL	Loan	No	No	Senior Secured	\$9,023,809.52	53.0000%	\$4,782,619.05
Aricent Technologies - First Lien Initial Term Loan	ARCNTTCHNL_TL	Loan	No	No	Senior Secured	\$8,752,799.90	53.0000%	\$4,638,983.95
Birch Communications Inc - Term Loan	BIRCHCOMM_TL	Loan	No	No	Senior Secured	\$10,693,857.82	53.0000%	\$5,667,744.65
ConvergeOne Holdings Corporation - First Lien Initial Term Loan	CONVRG1HLD_FL	Loan	No	No	Senior Secured	\$9,585,187.66	53.0000%	\$5,080,149.46
Jackson Hewitt Inc - Initial Term Loan	JCKSNHEWI_TL	Loan	No	No	Senior Secured	\$9,120,000.00	53.0000%	\$4,833,600.00
Novetta Solutions LLC - First Lien Initial Term Loan	NVSLTNLLC_FTL	Loan	No	Yes	Senior Secured	\$5,628,750.00	53.0000%	\$2,983,237.50
Novitex Acquisition LLC - Tranche B-2 Term Loan (First Lien)	NOVITEXIN_TB2	Loan	No	No	Senior Secured	\$9,039,690.00	53.0000%	\$4,791,035.70
SourceHOV LLC - First Lien Term B Loan	SOURCEHOV_TL	Loan	No	No	Senior Secured	\$6,796,875.00	53.0000%	\$3,602,343.75
Stratus Technologies Inc - Initial Term Loan	STRATSTCH_ITL	Loan	No	No	Senior Secured	\$7,387,722.22	53.0000%	\$3,915,492.78
<b>Asset Specific Recovery Rating 3 Subtotal</b>						<b>\$76,028,692.13</b>		<b>\$40,295,206.83</b>
<b>Asset Specific Recovery Rating 4</b>								
Capstone Logistics Acquisition Inc - First Lien Term Loan	CAPSTONEL_TLB	Loan	No	No	Senior Secured	\$10,715,903.50	39.0000%	\$4,179,202.37
<b>Asset Specific Recovery Rating 4 Subtotal</b>						<b>\$10,715,903.50</b>		<b>\$4,179,202.37</b>
<b>Asset Specific Recovery Rating 6</b>								
Aricent Technologies - Second Lien Initial Term Loan	ARCNTTCHN_STL	Loan	No	No	Second Lien	\$3,500,000.00	8.0000%	\$280,000.00
ConvergeOne Holdings Corporation - Second Lien Initial Term Loan	CONVRG1_SLITL	Loan	No	No	Second Lien	\$3,000,000.00	8.0000%	\$240,000.00
Global Tel Link Corp - Second Lien Term Loan	GLBLTELLNK_SL	Loan	No	Yes	Second Lien	\$2,500,000.00	8.0000%	\$200,000.00
Securus Technologies Holdings Inc - Second Lien Initial Term Loan	SECURUSTCH_SL	Loan	No	Yes	Second Lien	\$4,200,000.00	8.0000%	\$336,000.00
SourceHOV LLC - Second Lien Term Loan	SRCEHOVLLC_SL	Loan	No	No	Second Lien	\$5,000,000.00	8.0000%	\$400,000.00
<b>Asset Specific Recovery Rating 6 Subtotal</b>						<b>\$18,200,000.00</b>		<b>\$1,456,000.00</b>
<b>Group B Senior Secured Loans</b>								
Recorded Books Inc - First Lien Initial Term Loan	RECRDBKS_FLIT	Loan	No	No	Senior Secured	\$8,697,558.14	58.0000%	\$5,044,583.72
<b>Group B Senior Secured Loans Subtotal</b>						<b>\$8,697,558.14</b>		<b>\$5,044,583.72</b>
<b>Group B Senior unsecured loans and Second Lien Loans</b>								
UniTek Global Services Inc - Second Out Tranche Advance	UNTKGLBL_SOTA	Loan	No	No	Second Lien	\$726,389.80	24.0000%	\$174,333.55
<b>Group B Senior unsecured loans and Second Lien Loans Subtotal</b>						<b>\$726,389.80</b>		<b>\$174,333.55</b>
<b>Group B Subordinated loans</b>								
UniTek Global Services Inc - Holdco Subordinated Note Non-PIK	UNITEKGSI_HSN	Loan	No	No	Subordinated	\$142,822.00	10.0000%	\$14,282.20

Description	Security ID	AssetType	First-Lien-Last-Out	Cov-Lite	S&P Security Level	Principal Balance	Recovery Rate	Recovery Amount
<b>Group B Subordinated loans Subtotal</b>						<b>\$142,822.00</b>		<b>\$14,282.20</b>
<b>Grand Total</b>						<b>\$152,786,085.46</b>		<b>\$79,104,154.19</b>

# Moody's Diversity Test

Aggregate Par Amount \$152,786,085.83  
 Issuer Count 18  
 Average Par Amount \$8,488,115.88

Diversity Score 12  
 Minimum Diversity Score >=22  
 Test Result: **FAIL**

Issuer	Par Amount	% Of Avg	Equivalent Unit Score	Industry Diversity Score
<b>Aerospace &amp; Defense</b>				
Novetta Solutions LLC	\$5,628,750.00	0.6631	0.6631	
<b>Aerospace &amp; Defense Subtotal</b>	<b>\$5,628,750.00</b>		<b>0.6631</b>	<b>0.7000</b>
<b>Banking, Finance, Insurance &amp; Real Estate</b>				
AmeriLife Group LLC	\$9,301,476.76	1.0958	1.0000	
Total Merchant Services Inc	\$9,286,250.00	1.0940	1.0000	
<b>Banking, Finance, Insurance &amp; Real Estate Subtotal</b>	<b>\$18,587,726.76</b>		<b>2.0000</b>	<b>1.5000</b>
<b>High Tech Industries</b>				
Help Systems Holdings Inc	\$8,887,499.98	1.0471	1.0000	
Stratus Technologies Inc	\$7,387,722.22	0.8704	0.8704	
<b>High Tech Industries Subtotal</b>	<b>\$16,275,222.20</b>		<b>1.8704</b>	<b>1.4500</b>
<b>Media: Advertising, Printing &amp; Publishing</b>				
Merrill Communications LLC	\$10,799,493.15	1.2723	1.0000	
Novitex Acquisition LLC	\$9,039,690.00	1.0650	1.0000	
Recorded Books Inc	\$8,697,558.14	1.0247	1.0000	
<b>Media: Advertising, Printing &amp; Publishing Subtotal</b>	<b>\$28,536,741.29</b>		<b>3.0000</b>	<b>2.0000</b>
<b>Media: Broadcasting &amp; Subscription</b>				
UniTek Global Services Inc	\$869,212.17	0.1024	0.1024	
<b>Media: Broadcasting &amp; Subscription Subtotal</b>	<b>\$869,212.17</b>		<b>0.1024</b>	<b>0.1000</b>
<b>Services: Business</b>				
American Teleconferencing Services Ltd	\$9,023,809.52	1.0631	1.0000	
SourceHOV LLC	\$11,796,875.00	1.3898	1.0000	
<b>Services: Business Subtotal</b>	<b>\$20,820,684.52</b>		<b>2.0000</b>	<b>1.5000</b>
<b>Services: Consumer</b>				
Jackson Hewitt Inc	\$9,120,000.00	1.0744	1.0000	
<b>Services: Consumer Subtotal</b>	<b>\$9,120,000.00</b>		<b>1.0000</b>	<b>1.0000</b>
<b>Telecommunications</b>				
Aricent Technologies	\$12,252,799.90	1.4435	1.0000	
Birch Communications Inc	\$10,693,857.82	1.2599	1.0000	
ConvergeOne Holdings Corporation	\$12,585,187.66	1.4827	1.0000	
Global Tel Link Corp	\$2,500,000.00	0.2945	0.2945	

Issuer	Par Amount	% Of Avg	Equivalent Unit Score	Industry Diversity Score
Securus Technologies Holdings Inc	\$4,200,000.00	0.4948	0.4948	
<b>Telecommunications Subtotal</b>	<b>\$42,231,845.38</b>		<b>3.7893</b>	<b>2.2667</b>
<b>Transportation: Cargo</b>				
Capstone Logistics Acquisition Inc	\$10,715,903.50	1.2625	1.0000	
<b>Transportation: Cargo Subtotal</b>	<b>\$10,715,903.50</b>		<b>1.0000</b>	<b>1.0000</b>
<b>Grand Total</b>	<b>\$152,786,085.83</b>			<b>11.5167</b>

# Weighted Average Life Test

As of Date	02-May-2017
Reinvestment End Date	25-Aug-2016
Weighted Average Life	3.84
Aggregate number of Determination Dates that have elapsed since the end of the Reinvestment Period	3
Aggregate number of Determination Dates remaining until the end of the Reinvestment Period	N/A
Requirement	<=3.25
<b>Result</b>	<b>FAIL</b>

Issuer	Facility	Amortization Amount	Amort Date	Years Difference	Product Of Amort Amount & Years Diff
American Teleconferencing Services Ltd	Term Loan	\$97,525.94	30-Jun-2017	0.16	\$15,604.15
American Teleconferencing Services Ltd	Term Loan	\$97,525.94	29-Sep-2017	0.41	\$39,985.64
American Teleconferencing Services Ltd	Term Loan	\$97,525.94	29-Dec-2017	0.66	\$64,367.12
American Teleconferencing Services Ltd	Term Loan	\$97,525.94	30-Mar-2018	0.91	\$88,748.61
American Teleconferencing Services Ltd	Term Loan	\$97,525.94	29-Jun-2018	1.16	\$113,130.09
American Teleconferencing Services Ltd	Term Loan	\$97,525.94	28-Sep-2018	1.41	\$137,511.58
American Teleconferencing Services Ltd	Term Loan	\$97,525.94	31-Dec-2018	1.67	\$162,868.32
American Teleconferencing Services Ltd	Term Loan	\$97,525.94	29-Mar-2019	1.91	\$186,274.55
American Teleconferencing Services Ltd	Term Loan	\$97,525.94	28-Jun-2019	2.16	\$210,656.04
American Teleconferencing Services Ltd	Term Loan	\$97,525.94	30-Sep-2019	2.41	\$235,037.52
American Teleconferencing Services Ltd	Term Loan	\$97,525.94	31-Dec-2019	2.67	\$260,394.27
American Teleconferencing Services Ltd	Term Loan	\$97,525.94	31-Mar-2020	2.92	\$284,775.75
American Teleconferencing Services Ltd	Term Loan	\$97,525.94	30-Jun-2020	3.16	\$308,181.98
American Teleconferencing Services Ltd	Term Loan	\$97,525.94	30-Sep-2020	3.42	\$333,538.73
American Teleconferencing Services Ltd	Term Loan	\$97,525.94	31-Dec-2020	3.67	\$357,920.21
American Teleconferencing Services Ltd	Term Loan	\$97,525.94	31-Mar-2021	3.92	\$382,301.70
American Teleconferencing Services Ltd	Term Loan	\$97,525.94	30-Jun-2021	4.16	\$405,707.92
American Teleconferencing Services Ltd	Term Loan	\$97,525.94	30-Sep-2021	4.42	\$431,064.67
American Teleconferencing Services Ltd	Term Loan	\$7,268,342.55	08-Dec-2021	4.61	\$33,507,059.16
AmeriLife Group LLC	First Lien Initial Term Loan	\$23,667.88	30-Jun-2017	0.16	\$3,786.86
AmeriLife Group LLC	First Lien Initial Term Loan	\$23,667.88	29-Sep-2017	0.41	\$9,703.83
AmeriLife Group LLC	First Lien Initial Term Loan	\$23,667.88	29-Dec-2017	0.66	\$15,620.80
AmeriLife Group LLC	First Lien Initial Term Loan	\$23,667.88	30-Mar-2018	0.91	\$21,537.77
AmeriLife Group LLC	First Lien Initial Term Loan	\$23,667.88	29-Jun-2018	1.16	\$27,454.74
AmeriLife Group LLC	First Lien Initial Term Loan	\$23,667.88	28-Sep-2018	1.41	\$33,371.71
AmeriLife Group LLC	First Lien Initial Term Loan	\$23,667.88	31-Dec-2018	1.67	\$39,525.36
AmeriLife Group LLC	First Lien Initial Term Loan	\$23,667.88	29-Mar-2019	1.91	\$45,205.65
AmeriLife Group LLC	First Lien Initial Term Loan	\$23,667.88	28-Jun-2019	2.16	\$51,122.62
AmeriLife Group LLC	First Lien Initial Term Loan	\$23,667.88	30-Sep-2019	2.41	\$57,039.59
AmeriLife Group LLC	First Lien Initial Term Loan	\$23,667.88	31-Dec-2019	2.67	\$63,193.24
AmeriLife Group LLC	First Lien Initial Term Loan	\$23,667.88	31-Mar-2020	2.92	\$69,110.21
AmeriLife Group LLC	First Lien Initial Term Loan	\$23,667.88	30-Jun-2020	3.16	\$74,790.50
AmeriLife Group LLC	First Lien Initial Term Loan	\$23,667.88	30-Sep-2020	3.42	\$80,944.15
AmeriLife Group LLC	First Lien Initial Term Loan	\$23,667.88	31-Dec-2020	3.67	\$86,861.12
AmeriLife Group LLC	First Lien Initial Term Loan	\$23,667.88	31-Mar-2021	3.92	\$92,778.09
AmeriLife Group LLC	First Lien Initial Term Loan	\$23,667.88	30-Jun-2021	4.16	\$98,458.38
AmeriLife Group LLC	First Lien Initial Term Loan	\$23,667.88	30-Sep-2021	4.42	\$104,612.03
AmeriLife Group LLC	First Lien Initial Term Loan	\$23,667.88	31-Dec-2021	4.67	\$110,529.00
AmeriLife Group LLC	First Lien Initial Term Loan	\$23,667.88	31-Mar-2022	4.92	\$116,445.97
AmeriLife Group LLC	First Lien Initial Term Loan	\$23,667.88	30-Jun-2022	5.16	\$122,126.26

Issuer	Facility	Amortization Amount	Amort Date	Years Difference	Product Of Amort Amount & Years Diff
AmeriLife Group LLC	First Lien Initial Term Loan	\$8,804,451.28	11-Jul-2022	5.19	\$45,695,102.17
Aricent Technologies	First Lien Initial Term Loan	\$22,461.91	30-Jun-2017	0.16	\$3,593.91
Aricent Technologies	First Lien Initial Term Loan	\$22,461.91	29-Sep-2017	0.41	\$9,209.38
Aricent Technologies	First Lien Initial Term Loan	\$22,461.91	29-Dec-2017	0.66	\$14,824.86
Aricent Technologies	First Lien Initial Term Loan	\$22,461.91	30-Mar-2018	0.91	\$20,440.34
Aricent Technologies	First Lien Initial Term Loan	\$22,461.91	29-Jun-2018	1.16	\$26,055.81
Aricent Technologies	First Lien Initial Term Loan	\$22,461.91	28-Sep-2018	1.41	\$31,671.29
Aricent Technologies	First Lien Initial Term Loan	\$22,461.91	31-Dec-2018	1.67	\$37,511.39
Aricent Technologies	First Lien Initial Term Loan	\$22,461.91	29-Mar-2019	1.91	\$42,902.25
Aricent Technologies	First Lien Initial Term Loan	\$22,461.91	28-Jun-2019	2.16	\$48,517.72
Aricent Technologies	First Lien Initial Term Loan	\$22,461.91	30-Sep-2019	2.41	\$54,133.20
Aricent Technologies	First Lien Initial Term Loan	\$22,461.91	31-Dec-2019	2.67	\$59,973.30
Aricent Technologies	First Lien Initial Term Loan	\$22,461.91	31-Mar-2020	2.92	\$65,588.77
Aricent Technologies	First Lien Initial Term Loan	\$22,461.91	30-Jun-2020	3.16	\$70,979.63
Aricent Technologies	First Lien Initial Term Loan	\$22,461.91	30-Sep-2020	3.42	\$76,819.73
Aricent Technologies	First Lien Initial Term Loan	\$22,461.91	31-Dec-2020	3.67	\$82,435.20
Aricent Technologies	First Lien Initial Term Loan	\$22,461.91	31-Mar-2021	3.92	\$88,050.68
Aricent Technologies	First Lien Initial Term Loan	\$8,393,409.36	14-Apr-2021	3.95	\$33,153,966.97
Aricent Technologies	Second Lien Initial Term Loan	\$3,500,000.00	14-Apr-2022	4.95	\$17,325,000.00
Birch Communications Inc	Term Loan	\$147,124.18	30-Jun-2017	0.16	\$23,539.87
Birch Communications Inc	Term Loan	\$147,124.18	29-Sep-2017	0.41	\$60,320.91
Birch Communications Inc	Term Loan	\$147,124.18	29-Dec-2017	0.66	\$97,101.96
Birch Communications Inc	Term Loan	\$147,124.18	30-Mar-2018	0.91	\$133,883.00
Birch Communications Inc	Term Loan	\$147,124.18	29-Jun-2018	1.16	\$170,664.05
Birch Communications Inc	Term Loan	\$147,124.18	28-Sep-2018	1.41	\$207,445.09
Birch Communications Inc	Term Loan	\$147,124.18	31-Dec-2018	1.67	\$245,697.38
Birch Communications Inc	Term Loan	\$147,124.18	29-Mar-2019	1.91	\$281,007.18
Birch Communications Inc	Term Loan	\$147,124.18	28-Jun-2019	2.16	\$317,788.23
Birch Communications Inc	Term Loan	\$147,124.18	30-Sep-2019	2.41	\$354,569.27
Birch Communications Inc	Term Loan	\$147,124.18	31-Dec-2019	2.67	\$392,821.56
Birch Communications Inc	Term Loan	\$147,124.18	31-Mar-2020	2.92	\$429,602.60
Birch Communications Inc	Term Loan	\$147,124.18	30-Jun-2020	3.16	\$464,912.41
Birch Communications Inc	Term Loan	\$8,781,243.49	17-Jul-2020	3.21	\$28,187,791.59
Capstone Logistics Acquisition Inc	First Lien Term Loan	\$27,476.68	15-Jul-2017	0.2	\$5,495.34
Capstone Logistics Acquisition Inc	First Lien Term Loan	\$27,476.68	07-Oct-2017	0.43	\$11,814.97
Capstone Logistics Acquisition Inc	First Lien Term Loan	\$27,476.68	30-Dec-2017	0.66	\$18,134.61
Capstone Logistics Acquisition Inc	First Lien Term Loan	\$27,476.68	21-Apr-2018	0.97	\$26,652.38
Capstone Logistics Acquisition Inc	First Lien Term Loan	\$27,476.68	14-Jul-2018	1.2	\$32,972.01
Capstone Logistics Acquisition Inc	First Lien Term Loan	\$27,476.68	06-Oct-2018	1.43	\$39,291.65
Capstone Logistics Acquisition Inc	First Lien Term Loan	\$27,476.68	29-Dec-2018	1.66	\$45,611.28
Capstone Logistics Acquisition Inc	First Lien Term Loan	\$27,476.68	20-Apr-2019	1.97	\$54,129.05
Capstone Logistics Acquisition Inc	First Lien Term Loan	\$27,476.68	13-Jul-2019	2.2	\$60,448.69
Capstone Logistics Acquisition Inc	First Lien Term Loan	\$27,476.68	05-Oct-2019	2.43	\$66,768.32
Capstone Logistics Acquisition Inc	First Lien Term Loan	\$27,476.68	28-Dec-2019	2.66	\$73,087.96
Capstone Logistics Acquisition Inc	First Lien Term Loan	\$27,476.68	18-Apr-2020	2.96	\$81,330.96
Capstone Logistics Acquisition Inc	First Lien Term Loan	\$27,476.68	11-Jul-2020	3.19	\$87,650.60
Capstone Logistics Acquisition Inc	First Lien Term Loan	\$27,476.68	03-Oct-2020	3.42	\$93,970.23
Capstone Logistics Acquisition Inc	First Lien Term Loan	\$27,476.68	26-Dec-2020	3.65	\$100,289.87
Capstone Logistics Acquisition Inc	First Lien Term Loan	\$27,476.68	17-Apr-2021	3.96	\$108,807.64
Capstone Logistics Acquisition Inc	First Lien Term Loan	\$27,476.68	10-Jul-2021	4.19	\$115,127.27
Capstone Logistics Acquisition Inc	First Lien Term Loan	\$10,248,800.02	07-Oct-2021	4.44	\$45,504,672.07
ConvergeOne Holdings Corporation	First Lien Initial Term Loan	\$24,640.59	30-Jun-2017	0.16	\$3,942.49
ConvergeOne Holdings Corporation	First Lien Initial Term Loan	\$24,640.59	29-Sep-2017	0.41	\$10,102.64
ConvergeOne Holdings Corporation	First Lien Initial Term Loan	\$24,640.59	29-Dec-2017	0.66	\$16,262.79

Issuer	Facility	Amortization Amount	Amort Date	Years Difference	Product Of Amort Amount & Years Diff
ConvergeOne Holdings Corporation	First Lien Initial Term Loan	\$24,640.59	30-Mar-2018	0.91	\$22,422.93
ConvergeOne Holdings Corporation	First Lien Initial Term Loan	\$24,640.59	29-Jun-2018	1.16	\$28,583.08
ConvergeOne Holdings Corporation	First Lien Initial Term Loan	\$24,640.59	28-Sep-2018	1.41	\$34,743.23
ConvergeOne Holdings Corporation	First Lien Initial Term Loan	\$24,640.59	31-Dec-2018	1.67	\$41,149.78
ConvergeOne Holdings Corporation	First Lien Initial Term Loan	\$24,640.59	29-Mar-2019	1.91	\$47,063.52
ConvergeOne Holdings Corporation	First Lien Initial Term Loan	\$24,640.59	28-Jun-2019	2.16	\$53,223.66
ConvergeOne Holdings Corporation	First Lien Initial Term Loan	\$24,640.59	28-Sep-2019	2.41	\$59,383.81
ConvergeOne Holdings Corporation	First Lien Initial Term Loan	\$24,640.59	31-Dec-2019	2.67	\$65,790.36
ConvergeOne Holdings Corporation	First Lien Initial Term Loan	\$24,643.94	31-Mar-2020	2.92	\$71,960.29
ConvergeOne Holdings Corporation	First Lien Initial Term Loan	\$9,289,497.29	17-Jun-2020	3.13	\$29,076,126.51
ConvergeOne Holdings Corporation	Second Lien Initial Term Loan	\$3,000,000.00	17-Jun-2021	4.13	\$12,390,000.00
Global Tel Link Corp	Second Lien Term Loan	\$2,500,000.00	23-Nov-2020	3.56	\$8,900,000.00
Help Systems Holdings Inc	First Lien Initial Term Loan	\$22,500.01	30-Jun-2017	0.16	\$3,600.00
Help Systems Holdings Inc	First Lien Initial Term Loan	\$22,500.01	29-Sep-2017	0.41	\$9,225.00
Help Systems Holdings Inc	First Lien Initial Term Loan	\$22,500.01	29-Dec-2017	0.66	\$14,850.01
Help Systems Holdings Inc	First Lien Initial Term Loan	\$22,500.01	30-Mar-2018	0.91	\$20,475.01
Help Systems Holdings Inc	First Lien Initial Term Loan	\$22,500.01	29-Jun-2018	1.16	\$26,100.01
Help Systems Holdings Inc	First Lien Initial Term Loan	\$22,500.01	28-Sep-2018	1.41	\$31,725.02
Help Systems Holdings Inc	First Lien Initial Term Loan	\$22,500.01	31-Dec-2018	1.67	\$37,575.02
Help Systems Holdings Inc	First Lien Initial Term Loan	\$22,500.01	29-Mar-2019	1.91	\$42,975.02
Help Systems Holdings Inc	First Lien Initial Term Loan	\$22,500.01	28-Jun-2019	2.16	\$48,600.02
Help Systems Holdings Inc	First Lien Initial Term Loan	\$22,500.01	30-Sep-2019	2.41	\$54,225.03
Help Systems Holdings Inc	First Lien Initial Term Loan	\$22,500.01	31-Dec-2019	2.67	\$60,075.03
Help Systems Holdings Inc	First Lien Initial Term Loan	\$22,500.01	31-Mar-2020	2.92	\$65,700.03
Help Systems Holdings Inc	First Lien Initial Term Loan	\$22,500.01	30-Jun-2020	3.16	\$71,100.03
Help Systems Holdings Inc	First Lien Initial Term Loan	\$22,500.01	30-Sep-2020	3.42	\$76,950.04
Help Systems Holdings Inc	First Lien Initial Term Loan	\$22,500.01	31-Dec-2020	3.67	\$82,575.04
Help Systems Holdings Inc	First Lien Initial Term Loan	\$22,500.01	31-Mar-2021	3.92	\$88,200.04
Help Systems Holdings Inc	First Lien Initial Term Loan	\$22,500.01	30-Jun-2021	4.16	\$93,600.04
Help Systems Holdings Inc	First Lien Initial Term Loan	\$22,500.01	30-Sep-2021	4.42	\$99,450.05
Help Systems Holdings Inc	First Lien Initial Term Loan	\$8,482,499.79	08-Oct-2021	4.44	\$37,662,299.05
Jackson Hewitt Inc	Initial Term Loan	\$190,000.00	30-Apr-2018	0.99	\$188,100.00
Jackson Hewitt Inc	Initial Term Loan	\$190,000.00	30-Apr-2019	1.99	\$378,100.00
Jackson Hewitt Inc	Initial Term Loan	\$190,000.00	30-Apr-2020	3	\$570,000.00
Jackson Hewitt Inc	Initial Term Loan	\$8,550,000.00	30-Jul-2020	3.25	\$27,787,500.00
Merrill Communications LLC	Initial Term Loan	\$27,479.63	31-Jul-2017	0.25	\$6,869.91
Merrill Communications LLC	Initial Term Loan	\$27,479.63	31-Oct-2017	0.5	\$13,739.81
Merrill Communications LLC	Initial Term Loan	\$27,479.63	31-Jan-2018	0.75	\$20,609.72
Merrill Communications LLC	Initial Term Loan	\$27,479.63	30-Apr-2018	0.99	\$27,204.83
Merrill Communications LLC	Initial Term Loan	\$27,479.63	31-Jul-2018	1.25	\$34,349.53
Merrill Communications LLC	Initial Term Loan	\$27,479.63	31-Oct-2018	1.5	\$41,219.44
Merrill Communications LLC	Initial Term Loan	\$27,479.63	31-Jan-2019	1.75	\$48,089.35
Merrill Communications LLC	Initial Term Loan	\$27,479.63	30-Apr-2019	1.99	\$54,684.46
Merrill Communications LLC	Initial Term Loan	\$27,479.63	31-Jul-2019	2.25	\$61,829.16
Merrill Communications LLC	Initial Term Loan	\$27,479.63	31-Oct-2019	2.5	\$68,699.07
Merrill Communications LLC	Initial Term Loan	\$27,479.63	31-Jan-2020	2.75	\$75,568.97
Merrill Communications LLC	Initial Term Loan	\$27,479.63	30-Apr-2020	3	\$82,438.88
Merrill Communications LLC	Initial Term Loan	\$27,479.63	31-Jul-2020	3.25	\$89,308.79
Merrill Communications LLC	Initial Term Loan	\$27,479.63	31-Oct-2020	3.5	\$96,178.69
Merrill Communications LLC	Initial Term Loan	\$27,479.63	31-Jan-2021	3.75	\$103,048.60
Merrill Communications LLC	Initial Term Loan	\$27,479.63	30-Apr-2021	4	\$109,918.51
Merrill Communications LLC	Initial Term Loan	\$27,479.63	31-Jul-2021	4.25	\$116,788.41
Merrill Communications LLC	Initial Term Loan	\$27,479.63	31-Oct-2021	4.5	\$123,658.32
Merrill Communications LLC	Initial Term Loan	\$27,479.63	31-Jan-2022	4.75	\$130,528.23

Issuer	Facility	Amortization Amount	Amort Date	Years Difference	Product Of Amort Amount & Years Diff
Merrill Communications LLC	Initial Term Loan	\$27,479.63	30-Apr-2022	5	\$137,398.13
Merrill Communications LLC	Initial Term Loan	\$10,249,900.62	01-Jun-2022	5.08	\$52,069,495.15
Novetta Solutions LLC	First Lien Initial Term Loan	\$14,250.00	30-Jun-2017	0.16	\$2,280.00
Novetta Solutions LLC	First Lien Initial Term Loan	\$14,250.00	29-Sep-2017	0.41	\$5,842.50
Novetta Solutions LLC	First Lien Initial Term Loan	\$14,250.00	29-Dec-2017	0.66	\$9,405.00
Novetta Solutions LLC	First Lien Initial Term Loan	\$14,250.00	30-Mar-2018	0.91	\$12,967.50
Novetta Solutions LLC	First Lien Initial Term Loan	\$14,250.00	29-Jun-2018	1.16	\$16,530.00
Novetta Solutions LLC	First Lien Initial Term Loan	\$14,250.00	28-Sep-2018	1.41	\$20,092.50
Novetta Solutions LLC	First Lien Initial Term Loan	\$14,250.00	31-Dec-2018	1.67	\$23,797.50
Novetta Solutions LLC	First Lien Initial Term Loan	\$14,250.00	29-Mar-2019	1.91	\$27,217.50
Novetta Solutions LLC	First Lien Initial Term Loan	\$14,250.00	28-Jun-2019	2.16	\$30,780.00
Novetta Solutions LLC	First Lien Initial Term Loan	\$14,250.00	30-Sep-2019	2.41	\$34,342.50
Novetta Solutions LLC	First Lien Initial Term Loan	\$14,250.00	31-Dec-2019	2.67	\$38,047.50
Novetta Solutions LLC	First Lien Initial Term Loan	\$14,250.00	31-Mar-2020	2.92	\$41,610.00
Novetta Solutions LLC	First Lien Initial Term Loan	\$14,250.00	30-Jun-2020	3.16	\$45,030.00
Novetta Solutions LLC	First Lien Initial Term Loan	\$14,250.00	30-Sep-2020	3.42	\$48,735.00
Novetta Solutions LLC	First Lien Initial Term Loan	\$14,250.00	31-Dec-2020	3.67	\$52,297.50
Novetta Solutions LLC	First Lien Initial Term Loan	\$14,250.00	31-Mar-2021	3.92	\$55,860.00
Novetta Solutions LLC	First Lien Initial Term Loan	\$14,250.00	30-Jun-2021	4.16	\$59,280.00
Novetta Solutions LLC	First Lien Initial Term Loan	\$14,250.00	30-Sep-2021	4.42	\$62,985.00
Novetta Solutions LLC	First Lien Initial Term Loan	\$14,250.00	30-Dec-2021	4.67	\$66,547.50
Novetta Solutions LLC	First Lien Initial Term Loan	\$14,250.00	31-Mar-2022	4.92	\$70,110.00
Novetta Solutions LLC	First Lien Initial Term Loan	\$14,250.00	30-Jun-2022	5.16	\$73,530.00
Novetta Solutions LLC	First Lien Initial Term Loan	\$14,250.00	30-Sep-2022	5.42	\$77,235.00
Novetta Solutions LLC	First Lien Initial Term Loan	\$5,315,250.00	17-Oct-2022	5.46	\$29,021,265.00
Novitex Acquisition LLC	Tranche B-2 Term Loan (First Lien)	\$59,550.00	30-Jun-2017	0.16	\$9,528.00
Novitex Acquisition LLC	Tranche B-2 Term Loan (First Lien)	\$59,550.00	29-Sep-2017	0.41	\$24,415.50
Novitex Acquisition LLC	Tranche B-2 Term Loan (First Lien)	\$59,550.00	29-Dec-2017	0.66	\$39,303.00
Novitex Acquisition LLC	Tranche B-2 Term Loan (First Lien)	\$59,550.00	30-Mar-2018	0.91	\$54,190.50
Novitex Acquisition LLC	Tranche B-2 Term Loan (First Lien)	\$59,550.00	29-Jun-2018	1.16	\$69,078.00
Novitex Acquisition LLC	Tranche B-2 Term Loan (First Lien)	\$59,550.00	28-Sep-2018	1.41	\$83,965.50
Novitex Acquisition LLC	Tranche B-2 Term Loan (First Lien)	\$59,550.00	31-Dec-2018	1.67	\$99,448.50
Novitex Acquisition LLC	Tranche B-2 Term Loan (First Lien)	\$59,550.00	29-Mar-2019	1.91	\$113,740.50
Novitex Acquisition LLC	Tranche B-2 Term Loan (First Lien)	\$59,550.00	28-Jun-2019	2.16	\$128,628.00
Novitex Acquisition LLC	Tranche B-2 Term Loan (First Lien)	\$59,550.00	30-Sep-2019	2.41	\$143,515.50
Novitex Acquisition LLC	Tranche B-2 Term Loan (First Lien)	\$59,550.00	31-Dec-2019	2.67	\$158,998.50
Novitex Acquisition LLC	Tranche B-2 Term Loan (First Lien)	\$59,550.00	31-Mar-2020	2.92	\$173,886.00
Novitex Acquisition LLC	Tranche B-2 Term Loan (First Lien)	\$59,550.00	30-Jun-2020	3.16	\$188,178.00
Novitex Acquisition LLC	Tranche B-2 Term Loan (First Lien)	\$8,265,540.00	07-Jul-2020	3.18	\$26,284,417.20
Recorded Books Inc	First Lien Initial Term Loan	\$22,500.00	30-Jun-2017	0.16	\$3,600.00
Recorded Books Inc	First Lien Initial Term Loan	\$22,500.00	30-Sep-2017	0.41	\$9,225.00
Recorded Books Inc	First Lien Initial Term Loan	\$22,500.00	31-Dec-2017	0.67	\$15,075.00
Recorded Books Inc	First Lien Initial Term Loan	\$22,500.00	31-Mar-2018	0.91	\$20,475.00
Recorded Books Inc	First Lien Initial Term Loan	\$22,500.00	30-Jun-2018	1.16	\$26,100.00
Recorded Books Inc	First Lien Initial Term Loan	\$22,500.00	30-Sep-2018	1.41	\$31,725.00
Recorded Books Inc	First Lien Initial Term Loan	\$22,500.00	31-Dec-2018	1.67	\$37,575.00
Recorded Books Inc	First Lien Initial Term Loan	\$22,500.00	31-Mar-2019	1.91	\$42,975.00
Recorded Books Inc	First Lien Initial Term Loan	\$22,500.00	30-Jun-2019	2.16	\$48,600.00
Recorded Books Inc	First Lien Initial Term Loan	\$22,500.00	30-Sep-2019	2.41	\$54,225.00
Recorded Books Inc	First Lien Initial Term Loan	\$22,500.00	31-Dec-2019	2.67	\$60,075.00
Recorded Books Inc	First Lien Initial Term Loan	\$22,500.00	31-Mar-2020	2.92	\$65,700.00
Recorded Books Inc	First Lien Initial Term Loan	\$22,500.00	30-Jun-2020	3.16	\$71,100.00
Recorded Books Inc	First Lien Initial Term Loan	\$22,500.00	30-Sep-2020	3.42	\$76,950.00
Recorded Books Inc	First Lien Initial Term Loan	\$22,500.00	31-Dec-2020	3.67	\$82,575.00



Issuer	Facility	Amortization Amount	Amort Date	Years Difference	Product Of Amort Amount & Years Diff
Recorded Books Inc	First Lien Initial Term Loan	\$22,500.00	31-Mar-2021	3.92	\$88,200.00
Recorded Books Inc	First Lien Initial Term Loan	\$8,337,558.14	31-Jul-2021	4.25	\$35,434,622.09
Securus Technologies Holdings Inc	Second Lien Initial Term Loan	\$4,200,000.00	30-Apr-2021	4	\$16,800,000.00
SourceHOV LLC	First Lien Term B Loan	\$93,750.00	30-Jun-2017	0.16	\$15,000.00
SourceHOV LLC	First Lien Term B Loan	\$93,750.00	29-Sep-2017	0.41	\$38,437.50
SourceHOV LLC	First Lien Term B Loan	\$93,750.00	29-Dec-2017	0.66	\$61,875.00
SourceHOV LLC	First Lien Term B Loan	\$93,750.00	30-Mar-2018	0.91	\$85,312.50
SourceHOV LLC	First Lien Term B Loan	\$93,750.00	29-Jun-2018	1.16	\$108,750.00
SourceHOV LLC	First Lien Term B Loan	\$93,750.00	28-Sep-2018	1.41	\$132,187.50
SourceHOV LLC	First Lien Term B Loan	\$93,750.00	31-Dec-2018	1.67	\$156,562.50
SourceHOV LLC	First Lien Term B Loan	\$93,750.00	29-Mar-2019	1.91	\$179,062.50
SourceHOV LLC	First Lien Term B Loan	\$93,750.00	28-Jun-2019	2.16	\$202,500.00
SourceHOV LLC	First Lien Term B Loan	\$93,750.00	30-Sep-2019	2.41	\$225,937.50
SourceHOV LLC	First Lien Term B Loan	\$5,859,375.00	31-Oct-2019	2.5	\$14,648,437.50
SourceHOV LLC	Second Lien Term Loan	\$5,000,000.00	30-Apr-2020	3	\$15,000,000.00
Stratus Technologies Inc	Initial Term Loan	\$137,500.00	30-Jun-2017	0.16	\$22,000.00
Stratus Technologies Inc	Initial Term Loan	\$137,500.00	29-Sep-2017	0.41	\$56,375.00
Stratus Technologies Inc	Initial Term Loan	\$137,500.00	29-Dec-2017	0.66	\$90,750.00
Stratus Technologies Inc	Initial Term Loan	\$137,500.00	30-Mar-2018	0.91	\$125,125.00
Stratus Technologies Inc	Initial Term Loan	\$137,500.00	29-Jun-2018	1.16	\$159,500.00
Stratus Technologies Inc	Initial Term Loan	\$137,500.00	28-Sep-2018	1.41	\$193,875.00
Stratus Technologies Inc	Initial Term Loan	\$137,500.00	31-Dec-2018	1.67	\$229,625.00
Stratus Technologies Inc	Initial Term Loan	\$137,500.00	29-Mar-2019	1.91	\$262,625.00
Stratus Technologies Inc	Initial Term Loan	\$137,500.00	28-Jun-2019	2.16	\$297,000.00
Stratus Technologies Inc	Initial Term Loan	\$137,500.00	30-Sep-2019	2.41	\$331,375.00
Stratus Technologies Inc	Initial Term Loan	\$137,500.00	31-Dec-2019	2.67	\$367,125.00
Stratus Technologies Inc	Initial Term Loan	\$137,500.00	31-Mar-2020	2.92	\$401,500.00
Stratus Technologies Inc	Initial Term Loan	\$137,500.00	30-Jun-2020	3.16	\$434,500.00
Stratus Technologies Inc	Initial Term Loan	\$137,500.00	30-Sep-2020	3.42	\$470,250.00
Stratus Technologies Inc	Initial Term Loan	\$137,500.00	31-Dec-2020	3.67	\$504,625.00
Stratus Technologies Inc	Initial Term Loan	\$137,500.00	31-Mar-2021	3.92	\$539,000.00
Stratus Technologies Inc	Initial Term Loan	\$5,187,722.22	28-Apr-2021	3.99	\$20,699,011.67
Total Merchant Services Inc	Term Loan	\$23,750.00	30-Jun-2017	0.16	\$3,800.00
Total Merchant Services Inc	Term Loan	\$23,750.00	29-Sep-2017	0.41	\$9,737.50
Total Merchant Services Inc	Term Loan	\$23,750.00	29-Dec-2017	0.66	\$15,675.00
Total Merchant Services Inc	Term Loan	\$23,750.00	30-Mar-2018	0.91	\$21,612.50
Total Merchant Services Inc	Term Loan	\$23,750.00	29-Jun-2018	1.16	\$27,550.00
Total Merchant Services Inc	Term Loan	\$23,750.00	28-Sep-2018	1.41	\$33,487.50
Total Merchant Services Inc	Term Loan	\$23,750.00	31-Dec-2018	1.67	\$39,662.50
Total Merchant Services Inc	Term Loan	\$23,750.00	29-Mar-2019	1.91	\$45,362.50
Total Merchant Services Inc	Term Loan	\$23,750.00	28-Jun-2019	2.16	\$51,300.00
Total Merchant Services Inc	Term Loan	\$23,750.00	30-Sep-2019	2.41	\$57,237.50
Total Merchant Services Inc	Term Loan	\$23,750.00	31-Dec-2019	2.67	\$63,412.50
Total Merchant Services Inc	Term Loan	\$23,750.00	31-Mar-2020	2.92	\$69,350.00
Total Merchant Services Inc	Term Loan	\$23,750.00	30-Jun-2020	3.16	\$75,050.00
Total Merchant Services Inc	Term Loan	\$23,750.00	30-Sep-2020	3.42	\$81,225.00
Total Merchant Services Inc	Term Loan	\$8,953,750.00	04-Dec-2020	3.59	\$32,143,962.50
UniTek Global Services Inc	Common Stock				
UniTek Global Services Inc	Holdco Subordinated Note Non-PIK	\$142,822.31	14-Jan-2019	1.7	\$242,797.93
UniTek Global Services Inc	Second Out Tranche Advance	\$726,389.86	14-Jan-2019	1.7	\$1,234,862.76
UniTek Global Services Inc	Series A Preferred Stock				
<b>Grand Total</b>		<b>\$152,786,085.83</b>			<b>\$586,185,190.16</b>

# Interest Coverage Detail

Reinvestment Rate: 0.0100%  
 Collection Period Start Date: 03-Feb-2017  
 Collection Period End Date: 02-May-2017

Maturity	Interest Collected	Calc. Method	PAR	Contract	Current Interest Rate	Payment Date	No. of Days in Period	Scheduled Distribution	No. of Days Reinvested	Reinvestment Interest
<b>American Teleconferencing Services Ltd - Term Loan</b>										
08-Dec-2021	\$228,397.82									
<b>AmeriLife Group LLC - First Lien Initial Term Loan</b>										
08-Jul-2022	\$177,751.27									
<b>Aricent Technologies - First Lien Initial Term Loan</b>										
14-Apr-2021	\$121,938.74									
<b>Aricent Technologies - Second Lien Initial Term Loan</b>										
14-Apr-2022	\$84,048.61									
<b>Birch Communications Inc - Term Loan</b>										
17-Jul-2020	\$226,079.65									
<b>BMC Software Finance Inc - Retired - Initial US Term Loan</b>										
10-Sep-2020	\$46,093.56									
<b>Capstone Logistics Acquisition Inc - First Lien Term Loan</b>										
07-Oct-2021	\$247,477.49									
<b>ConvergeOne Holdings Corporation - First Lien Initial Term Loan</b>										
17-Jun-2020	\$154,858.38									
<b>ConvergeOne Holdings Corporation - Second Lien Initial Term Loan</b>										
17-Jun-2021	\$75,833.33									
<b>Edmentum Inc - First Lien Term Loan Non-PIK</b>										
10-Jun-2019	\$30,510.20									
<b>Edmentum Inc - First Lien Term Loan PIK</b>										
10-Jun-2019	\$1,066.92									
<b>Global Tel Link Corp - First Lien Term Loan</b>										
25-May-2020	\$25,116.52									
<b>Global Tel Link Corp - Second Lien Term Loan</b>										
23-Nov-2020	\$56,875.00									
<b>Help Systems Holdings Inc - First Lien Initial Term Loan</b>										
08-Oct-2021	\$140,765.62									
<b>iEnergizer Limited - Term Loan</b>										
01-May-2019	\$5,672.02									
<b>Integra Telecom Holdings Inc - Second Lien Initial Loan</b>										
21-Feb-2020	\$114,155.73									
<b>Integra Telecom Holdings Inc - Term B-1 Loan</b>										
18-Jan-2024	\$34,076.95									
<b>Jackson Hewitt Inc - Initial Term Loan</b>										
30-Jul-2020	\$180,870.80									
<b>Merrill Communications LLC - Initial Term Loan</b>										
01-Jun-2022	\$164,552.84									
<b>NAB Holdings LLC - Term Loan</b>										
21-May-2021	\$24,442.87									
<b>Novetta Solutions LLC - First Lien Initial Term Loan</b>										
17-Oct-2022	\$85,585.50									
<b>Novitex Acquisition LLC - Tranche B-2 Term Loan (First Lien)</b>										
07-Jul-2020	\$183,484.13									
<b>Recorded Books Inc - First Lien Initial Term Loan</b>										

Maturity	Interest Collected	Calc. Method	PAR	Contract	Current Interest Rate	Payment Date	No. of Days in Period	Scheduled Distribution	No. of Days Reinvested	Reinvestment Interest
30-Jul-2021	\$121,233.03									
<b>Securus Technologies Holdings Inc - Second Lien Initial Term Loan</b>										
30-Apr-2021	\$95,550.00									
<b>SourceHOV LLC - First Lien Term B Loan</b>										
31-Oct-2019	\$134,989.26									
<b>SourceHOV LLC - Second Lien Term Loan</b>										
30-Apr-2020	\$145,347.22									
<b>Stratus Technologies Inc - Initial Term Loan</b>										
28-Apr-2021	\$110,273.17									
<b>Total Merchant Services Inc - Term Loan</b>										
07-Dec-2020	\$160,444.39									
<b>UniTek Global Services Inc - Holdco Subordinated Note Non-PIK</b>										
15-Jul-2019	\$5,355.83									
<b>UniTek Global Services Inc - Holdco Subordinated Note PIK</b>										
15-Jul-2019	\$1,836.95									
<b>UniTek Global Services Inc - Second Out Tranche Advance</b>										
14-Jan-2019	\$15,607.29									
<b>US TelePacific Corp - Term Loan Advance</b>										
25-Nov-2020	\$142,547.04									
<b>Grand Total</b>	<b>\$3,342,838.12</b>							<b>\$0.00</b>		<b>\$0.00</b>

# Concentration Limitation: (i) Senior Secured Loans, Second Lien Loans, Cash and Eligible Investments

Report Summary

<b>Collateral Principal Amount for Conc. Limits</b>	<b>Report Total</b>	<b>% of CPAD</b>	<b>Requirement</b>	
\$184,978,964.86	\$184,836,142.86	99.9%	>= 90.0%	<b>PASS</b>

Description	Security ID	Asset Type	Security Level	Principal Balance
American Teleconferencing Services Ltd - Term Loan	PREMRGLBSV_TL	Loan	Senior Secured	\$9,023,809.52
AmeriLife Group LLC - First Lien Initial Term Loan	AMERILIFE_FL	Loan	Senior Secured	\$9,301,476.76
Aricent Technologies - First Lien Initial Term Loan	ARCNTTCHNL_TL	Loan	Senior Secured	\$8,752,799.90
Aricent Technologies - Second Lien Initial Term Loan	ARCNTTCHN_STL	Loan	Second Lien	\$3,500,000.00
Birch Communications Inc - Term Loan	BIRCHCOMM_TL	Loan	Senior Secured	\$10,693,857.82
Capstone Logistics Acquisition Inc - First Lien Term Loan	CAPSTONEL_TLB	Loan	Senior Secured	\$10,715,903.50
ConvergeOne Holdings Corporation - First Lien Initial Term Loan	CONVRG1HLD_FL	Loan	Senior Secured	\$9,585,187.66
ConvergeOne Holdings Corporation - Second Lien Initial Term Loan	CONVRG1_SLITL	Loan	Second Lien	\$3,000,000.00
Edmentum Inc - First Lien Term Loan Non-PIK	EDMNTM_FLTLNP	Loan	Senior Secured	\$755,576.39
Edmentum Inc - First Lien Term Loan PIK	EDMENTUM_FLPK	Loan	Senior Secured	\$26,489.09
Eligible Principal Investments	Eligible Principal Investments	Eligible Principal Investments	Senior Secured	\$31,410,813.91
Global Tel Link Corp - Second Lien Term Loan	GLBLTELLNK_SL	Loan	Second Lien	\$2,500,000.00
Help Systems Holdings Inc - First Lien Initial Term Loan	HELPSYSTEM_FLT	Loan	Senior Secured	\$8,887,499.98
Jackson Hewitt Inc - Initial Term Loan	JCKSNHEWI_ITL	Loan	Senior Secured	\$9,120,000.00
Merrill Communications LLC - Initial Term Loan	MERILCOMN_NTL	Loan	Senior Secured	\$10,799,493.15
Novetta Solutions LLC - First Lien Initial Term Loan	NVSLTNLLC_FTL	Loan	Senior Secured	\$5,628,750.00
Novitex Acquisition LLC - Tranche B-2 Term Loan (First Lien)	NOVITEXIN_TB2	Loan	Senior Secured	\$9,039,690.00
Recorded Books Inc - First Lien Initial Term Loan	RECRDBKS_FLIT	Loan	Senior Secured	\$8,697,558.14
Securus Technologies Holdings Inc - Second Lien Initial Term Loan	SECURUSTCH_SL	Loan	Second Lien	\$4,200,000.00
SourceHOV LLC - First Lien Term B Loan	SOURCEHOV_TL	Loan	Senior Secured	\$6,796,875.00
SourceHOV LLC - Second Lien Term Loan	SRCEHOVLLC_SL	Loan	Second Lien	\$5,000,000.00
Stratus Technologies Inc - Initial Term Loan	STRATSTCH_ITL	Loan	Senior Secured	\$7,387,722.22
Total Merchant Services Inc - Term Loan	TOTALMERCE_TL	Loan	Senior Secured	\$9,286,250.00
UniTek Global Services Inc - Second Out Tranche Advance	UNTKGLBL_SOTA	Loan	Second Lien	\$726,389.80
<b>Grand Total</b>				<b>\$184,836,142.86</b>

## Concentration Limitation: (ii) Second Lien Loans

Report Summary

<b>Collateral Principal Amount for Conc. Limits</b>	<b>Report Total</b>	<b>% of CPAD</b>	<b>Requirement</b>	
\$184,978,964.86	\$18,926,389.80	10.2%	<= 15.0%	<b>PASS</b>

Security	Security ID	Asset Type	Security Level	Principal Balance
Aricent Technologies - Second Lien Initial Term Loan	ARCNTTCHN_STL	Loan	Second Lien	\$3,500,000.00
ConvergeOne Holdings Corporation - Second Lien Initial Term Loan	CONVRG1_SLITL	Loan	Second Lien	\$3,000,000.00
Global Tel Link Corp - Second Lien Term Loan	GLBLTELLNK_SL	Loan	Second Lien	\$2,500,000.00
Securus Technologies Holdings Inc - Second Lien Initial Term Loan	SECURUSTCH_SL	Loan	Second Lien	\$4,200,000.00
SourceHOV LLC - Second Lien Term Loan	SRCEHOVLLC_SL	Loan	Second Lien	\$5,000,000.00
UniTek Global Services Inc - Second Out Tranche Advance	UNTKGLBL_SOTA	Loan	Second Lien	\$726,389.80
<b>Grand Total</b>				<b>\$18,926,389.80</b>

## Concentration Limitation: (iii) Bonds

Report Summary

Collateral Principal Amount for Conc. Limits	Report Total	% of CPAD	Requirement	
\$184,978,964.86	\$0.00	0.0%	<= 10.0%	PASS

*No records matched the report criteria or there is no data available.*

# Concentration Limitation: (iv) Seventh highest Obligor

Report Summary

**Collateral Principal  
Amount for Conc. Limits**

\$184,978,964.86

**Report Total**

\$9,301,476.76

**% of CPAD**

5.0%

**Requirement**

<= 3.0%

**FAIL**

Affiliated Issuer

AmeriLife Group LLC

Principal Balance

\$9,301,476.76

**Grand Total \$9,301,476.76**

# Concentration Limitation: (iv) Fourth highest Obligor

Report Summary

**Collateral Principal  
Amount for Conc. Limits**

\$184,978,964.86

**Report Total**

\$10,799,493.15

**% of CPAD**

5.8%

**Requirement**

<= 3.5%

**FAIL**

**Affiliated Issuer**

Merrill Communications LLC

**Principal Balance**

\$10,799,493.15

**Grand Total \$10,799,493.15**



# Concentration Limitation: (iv) Highest Obligor

Report Summary

**Collateral Principal  
Amount for Conc. Limits**

\$184,978,964.86

**Report Total**

\$12,585,187.66

**% of CPAD**

6.8%

**Requirement**

<= 4.0%

**FAIL**

**Affiliated Issuer**

ConvergeOne Holdings Corporation

**Principal Balance**

\$12,585,187.66

**Grand Total \$12,585,187.66**

## Concentration Limitation: (iv) Top Ten Obligor and Obligor Ratings at purchase

Top 10 Obligors	\$105,591,533.80
Collateral Principal Amount	\$184,978,964.86
Percent of Collateral Principal Amount:	57.0830%
Highest Obligor with Moody's DP Rating < B3 or S&P Rating < B- at purchase	\$0.00
Percent of Collateral Principal Amount:	0.0000%
Max threshold if Top Obligors > 33%	3.0%
<b>Result:</b>	<b>PASS</b>

Security	Security ID	Principal Balance	Moody's DP Rating at Purchase	S&P Rating at Purchase	% Of CPA
<b>American Teleconferencing Services Ltd</b>					
American Teleconferencing Services Ltd - Term Loan	PREMRGLBSV_TL	\$9,023,809.52	B2	B	4.8783%
<b>American Teleconferencing Services Ltd Subtotal</b>		<b>\$9,023,809.52</b>			<b>4.8783%</b>
<b>AmeriLife Group LLC</b>					
AmeriLife Group LLC - First Lien Initial Term Loan	AMERILIFE_FL	\$9,301,476.76	B3	B	5.0284%
<b>AmeriLife Group LLC Subtotal</b>		<b>\$9,301,476.76</b>			<b>5.0284%</b>
<b>Aricent Technologies</b>					
Aricent Technologies - First Lien Initial Term Loan	ARCNTTCHNL_TL	\$8,752,799.90	B3	B-	4.7318%
Aricent Technologies - Second Lien Initial Term Loan	ARCNTTCHN_STL	\$3,500,000.00	Caa2	B-	1.8921%
<b>Aricent Technologies Subtotal</b>		<b>\$12,252,799.90</b>			<b>6.6239%</b>
<b>Birch Communications Inc</b>					
Birch Communications Inc - Term Loan	BIRCHCOMM_TL	\$10,693,857.82	B3	B	5.7811%
<b>Birch Communications Inc Subtotal</b>		<b>\$10,693,857.82</b>			<b>5.7811%</b>
<b>Capstone Logistics Acquisition Inc</b>					
Capstone Logistics Acquisition Inc - First Lien Term Loan	CAPSTONEL_TLB	\$10,715,903.50	B3	B-	5.7930%
<b>Capstone Logistics Acquisition Inc Subtotal</b>		<b>\$10,715,903.50</b>			<b>5.7930%</b>
<b>ConvergeOne Holdings Corporation</b>					
ConvergeOne Holdings Corporation - First Lien Initial Term Loan	CONVRG1HLD_FL	\$9,585,187.66	B3	B	5.1818%
ConvergeOne Holdings Corporation - Second Lien Initial Term Loan	CONVRG1_SLITL	\$3,000,000.00	Caa2	B	1.6218%
<b>ConvergeOne Holdings Corporation Subtotal</b>		<b>\$12,585,187.66</b>			<b>6.8036%</b>
<b>Edmentum Inc</b>					
Edmentum Inc - First Lien Term Loan Non-PIK	EDMNTM_FLTLNP	\$755,576.39			0.4085%
Edmentum Inc - First Lien Term Loan PIK	EDMENTUM_FLPK	\$26,489.09	Ca	CCC-	0.0143%
<b>Edmentum Inc Subtotal</b>		<b>\$782,065.48</b>			<b>0.4228%</b>
<b>Global Tel Link Corp</b>					
Global Tel Link Corp - Second Lien Term Loan	GLBLTELLNK_SL	\$2,500,000.00	Caa2	B	1.3515%
<b>Global Tel Link Corp Subtotal</b>		<b>\$2,500,000.00</b>			<b>1.3515%</b>
<b>Help Systems Holdings Inc</b>					
Help Systems Holdings Inc - First Lien Initial Term Loan	HELPSYSTEM_FLT	\$8,887,499.98	B3	B	4.8046%

Security	Security ID	Principal Balance	Moody's DP Rating at Purchase	S&P Rating at Purchase	% Of CPA
	<b>Help Systems Holdings Inc Subtotal</b>	<b>\$8,887,499.98</b>			<b>4.8046%</b>
<b>Jackson Hewitt Inc</b>					
Jackson Hewitt Inc - Initial Term Loan	JCKSNHEWI_ITL	\$9,120,000.00	B2	B	4.9303%
	<b>Jackson Hewitt Inc Subtotal</b>	<b>\$9,120,000.00</b>			<b>4.9303%</b>
<b>Merrill Communications LLC</b>					
Merrill Communications LLC - Initial Term Loan	MERILCOMN_NTL	\$10,799,493.15	B2	B+	5.8382%
	<b>Merrill Communications LLC Subtotal</b>	<b>\$10,799,493.15</b>			<b>5.8382%</b>
<b>Novetta Solutions LLC</b>					
Novetta Solutions LLC - First Lien Initial Term Loan	NVSLTNLLC_FTL	\$5,628,750.00	Caa1	B-	3.0429%
	<b>Novetta Solutions LLC Subtotal</b>	<b>\$5,628,750.00</b>			<b>3.0429%</b>
<b>Novitex Acquisition LLC</b>					
Novitex Acquisition LLC - Tranche B-2 Term Loan (First Lien)	NOVITEXIN_TB2	\$9,039,690.00	B3	B+	4.8869%
	<b>Novitex Acquisition LLC Subtotal</b>	<b>\$9,039,690.00</b>			<b>4.8869%</b>
<b>Recorded Books Inc</b>					
Recorded Books Inc - First Lien Initial Term Loan	RECRDBKS_FLIT	\$8,697,558.14	***	***	4.7019%
	<b>Recorded Books Inc Subtotal</b>	<b>\$8,697,558.14</b>			<b>4.7019%</b>
<b>Securus Technologies Holdings Inc</b>					
Securus Technologies Holdings Inc - Second Lien Initial Term Loan	SECURUSTCH_SL	\$4,200,000.00	Caa2	B	2.2705%
	<b>Securus Technologies Holdings Inc Subtotal</b>	<b>\$4,200,000.00</b>			<b>2.2705%</b>
<b>SourceHOV LLC</b>					
SourceHOV LLC - First Lien Term B Loan	SOURCEHOV_TL	\$6,796,875.00	Caa1	CCC+	3.6744%
SourceHOV LLC - Second Lien Term Loan	SRCEHOVLLC_SL	\$5,000,000.00	Caa3	CCC+	2.7030%
	<b>SourceHOV LLC Subtotal</b>	<b>\$11,796,875.00</b>			<b>6.3774%</b>
<b>Stratus Technologies Inc</b>					
Stratus Technologies Inc - Initial Term Loan	STRATSTCH_ITL	\$7,387,722.22	B2	B+	3.9938%
	<b>Stratus Technologies Inc Subtotal</b>	<b>\$7,387,722.22</b>			<b>3.9938%</b>
<b>Total Merchant Services Inc</b>					
Total Merchant Services Inc - Term Loan	TOTALMERCE_TL	\$9,286,250.00	B2	B	5.0202%
	<b>Total Merchant Services Inc Subtotal</b>	<b>\$9,286,250.00</b>			<b>5.0202%</b>
<b>UniTek Global Services Inc</b>					
UniTek Global Services Inc - Holdco Subordinated Note Non-PIK	UNITEKGS1_HSN	\$142,822.00	Caa2	***	0.0772%
UniTek Global Services Inc - Second Out Tranche Advance	UNTKGLBL_SOTA	\$726,389.80	***	***	0.3927%
	<b>UniTek Global Services Inc Subtotal</b>	<b>\$869,211.80</b>			<b>0.4699%</b>
	<b>Grand Total</b>	<b>\$153,568,150.94</b>			<b>83.0193%</b>

# Concentration Limitation: (v) Highest Obligor having Moody's Rating based on credit estimates and/or private ratings, per clause (a)

Report Summary

Collateral Principal Amount for Conc. Limits	Report Total	% of CPAD	Requirement	
\$184,978,964.86	\$8,697,558.14	4.7%	<= 3.0%	<b>FAIL</b>

Affiliated Issuer

Recorded Books Inc

Principal Balance

\$8,697,558.14

**Grand Total \$8,697,558.14**

# Concentration Limitation: (vi) Moody's Default Probability Rating of "Caa1" or below (other than a Defaulted Obligation)

Report Summary

<b>Collateral Principal Amount for Conc. Limits</b>	<b>Report Total</b>	<b>% of CPAD</b>	<b>Requirement</b>	
\$184,978,964.86	\$30,625,625.00	16.6%	<= 20.0%	<b>PASS</b>

Security	Security ID	Asset Type	Moody's DP Rating	Principal Balance
Aricent Technologies - Second Lien Initial Term Loan	ARCNTTCHN_STL	Loan	Caa2	\$3,500,000.00
ConvergeOne Holdings Corporation - Second Lien Initial Term Loan	CONVRG1_SLITL	Loan	Caa2	\$3,000,000.00
Global Tel Link Corp - Second Lien Term Loan	GLBLTELLNK_SL	Loan	Caa2	\$2,500,000.00
Novetta Solutions LLC - First Lien Initial Term Loan	NVSLTNLLC_FTL	Loan	Caa1	\$5,628,750.00
Securus Technologies Holdings Inc - Second Lien Initial Term Loan	SECURUSTCH_SL	Loan	Caa2	\$4,200,000.00
SourceHOV LLC - First Lien Term B Loan	SOURCEHOV_TL	Loan	Caa1	\$6,796,875.00
SourceHOV LLC - Second Lien Term Loan	SRCEHOVLLC_SL	Loan	Caa3	\$5,000,000.00
<b>Grand Total</b>				<b>\$30,625,625.00</b>

# Concentration Limitation: (vii) S&P Rating of "CCC+" or below (other than a Defaulted Obligation)

Report Summary

<b>Collateral Principal Amount for Conc. Limits</b>	<b>Report Total</b>	<b>% of CPAD</b>	<b>Requirement</b>	
\$184,978,964.86	\$11,796,875.00	6.4%	<= 12.5%	<b>PASS</b>

Security	Security ID	Asset Type	S&P Rating	Principal Balance
SourceHOV LLC - First Lien Term B Loan	SOURCEHOV_TL	Loan	CCC+	\$6,796,875.00
SourceHOV LLC - Second Lien Term Loan	SRCEHOVLLC_SL	Loan	CCC+	\$5,000,000.00
<b>Grand Total</b>				<b>\$11,796,875.00</b>

## Concentration Limitation: (viii) Fixed Rate Obligations

<b>Report Summary</b>	<b>Collateral Principal Amount for Conc. Limits</b>	<b>Report Total</b>	<b>% of CPAD</b>	<b>Requirement</b>	
	\$184,978,964.86	\$142,822.00	0.1%	<= 5.0%	<b>PASS</b>

Security	Security ID	Asset Type	Rate Option	Principal Balance
UniTek Global Services Inc - Holdco Subordinated Note Non-PIK	UNITEKGSL_HSN	Loan	Fixed	\$142,822.00
<b>Grand Total</b>				<b>\$142,822.00</b>

# Concentration Limitation: (ix) Unsecured Loans or Subordinate Loans

Report Summary

<b>Collateral Principal Amount for Conc. Limits</b>	<b>Report Total</b>	<b>% of CPAD</b>	<b>Requirement</b>	
\$184,978,964.86	\$142,822.00	0.1%	<= 5.0%	<b>PASS</b>

Security	Security ID	Asset Type	Principal Balance
<b>Subordinated</b>			
UniTek Global Services Inc - Holdco Subordinated Note Non-PIK	UNITEKGSJ_HSN	Loan	\$142,822.00
		<b>Subordinated Subtotal</b>	<b>\$142,822.00</b>
		<b>Grand Total</b>	<b>\$142,822.00</b>



## Concentration Limitation: (x) Collateral Obligations that have a portion that may be convertible into or exchangeable for an Equity Security

---

Report Summary

Collateral Principal Amount for Conc. Limits	Report Total	% of CPAD	Requirement	
\$184,978,964.86	\$0.00	0.0%	<= 10.0%	PASS

---

*No records matched the report criteria or there is no data available.*

## Concentration Limitation: (xi) DIP Collateral Obligations

---

Report Summary

Collateral Principal Amount for Conc. Limits	Report Total	% of CPAD	Requirement	
\$184,978,964.86	\$0.00	0.0%	<= 5.0%	PASS

---

*No records matched the report criteria or there is no data available.*

## Concentration Limitation: (xii) Delayed Drawdown Collateral Obligations or Revolving Collateral Obligations

Report Summary	<b>Collateral Principal Amount for Conc. Limits</b>	<b>Report Total</b>	<b>% of CPAD</b>	<b>Requirement</b>	
	\$184,978,964.86	\$0.00	0.0%	<= 10.0%	<b>PASS</b>

*No records matched the report criteria or there is no data available.*

## Concentration Limitation: (xii) Revolving Collateral Obligations

---

Report Summary

Collateral Principal Amount for Conc. Limits	Report Total	% of CPAD	Requirement	
\$184,978,964.86	\$0.00	0.0%	<= 3.0%	PASS

---

*No records matched the report criteria or there is no data available.*

## Concentration Limitation: (xiii) Participation Interests

---

Report Summary

Collateral Principal Amount for Conc. Limits	Report Total	% of CPAD	Requirement	
\$184,978,964.86	\$0.00	0.0%	<= 20.0%	PASS

---

*No records matched the report criteria or there is no data available.*

## Concentration Limitation: (xiv) Third Party Credit Exposure

---

Report Summary

Collateral Principal Amount for Conc. Limits	Report Total	% of CPAD	Requirement	
\$184,978,964.86	\$0.00	0.0%	<= 20.0%	PASS

---

*No records matched the report criteria or there is no data available.*

## Concentration Limitation: (xiv) Third Party Credit Exposure - Aggregate Limit (S&P: A)

---

Report Summary

Collateral Principal Amount for Conc. Limits	Report Total	% of CPAD	Requirement	
\$184,978,964.86	\$0.00	0.0%	<= 5.0%	PASS

---

*No records matched the report criteria or there is no data available.*

## Concentration Limitation: (xiv) Third Party Credit Exposure - Aggregate Limit (S&P: A+)

---

Report Summary

Collateral Principal Amount for Conc. Limits	Report Total	% of CPAD	Requirement	
\$184,978,964.86	\$0.00	0.0%	<= 5.0%	PASS

---

*No records matched the report criteria or there is no data available.*



## Concentration Limitation: (xiv) Third Party Credit Exposure - Aggregate Limit (S&P: AA)

---

Report Summary

Collateral Principal Amount for Conc. Limits	Report Total	% of CPAD	Requirement	
\$184,978,964.86	\$0.00	0.0%	<= 10.0%	PASS

---

*No records matched the report criteria or there is no data available.*

# Concentration Limitation: (xiv) Third Party Credit Exposure - Aggregate Limit (S&P: AA-)

Report Summary	Collateral Principal Amount for Conc. Limits	Report Total	% of CPAD	Requirement	
	\$184,978,964.86	\$0.00	0.0%	<= 10.0%	PASS

*No records matched the report criteria or there is no data available.*

# Concentration Limitation: (xiv) Third Party Credit Exposure - Aggregate Limit (S&P: AA+)

Report Summary	<b>Collateral Principal Amount for Conc. Limits</b>	<b>Report Total</b>	<b>% of CPAD</b>	<b>Requirement</b>	
	\$184,978,964.86	\$0.00	0.0%	<= 10.0%	<b>PASS</b>

*No records matched the report criteria or there is no data available.*

# Concentration Limitation: (xiv) Third Party Credit Exposure - Aggregate Limit (S&P: AAA)

Report Summary	Collateral Principal Amount for Conc. Limits	Report Total	% of CPAD	Requirement	
	\$184,978,964.86	\$0.00	0.0%	<= 20.0%	PASS

*No records matched the report criteria or there is no data available.*

## Concentration Limitation: (xiv) Third Party Credit Exposure - Individual Limit (S&P: A)

---

Report Summary

Collateral Principal Amount for Conc. Limits	Report Total	% of CPAD	Requirement	
\$184,978,964.86	\$0.00	0.0%	<= 5.0%	PASS

---

*No records matched the report criteria or there is no data available.*

## Concentration Limitation: (xiv) Third Party Credit Exposure - Individual Limit (S&P: A+)

---

Report Summary

Collateral Principal Amount for Conc. Limits	Report Total	% of CPAD	Requirement	
\$184,978,964.86	\$0.00	0.0%	<= 5.0%	PASS

---

*No records matched the report criteria or there is no data available.*

# Concentration Limitation: (xiv) Third Party Credit Exposure - Individual Limit (S&P: AA)

Report Summary	<b>Collateral Principal Amount for Conc. Limits</b>	<b>Report Total</b>	<b>% of CPAD</b>	<b>Requirement</b>	
	\$184,978,964.86	\$0.00	0.0%	<= 10.0%	<b>PASS</b>

*No records matched the report criteria or there is no data available.*

# Concentration Limitation: (xiv) Third Party Credit Exposure - Individual Limit (S&P: AA-)

---

Report Summary

Collateral Principal Amount for Conc. Limits	Report Total	% of CPAD	Requirement	
\$184,978,964.86	\$0.00	0.0%	<= 10.0%	PASS

---

*No records matched the report criteria or there is no data available.*



# Concentration Limitation: (xiv) Third Party Credit Exposure - Individual Limit (S&P: AA+)

Report Summary	<b>Collateral Principal Amount for Conc. Limits</b>	<b>Report Total</b>	<b>% of CPAD</b>	<b>Requirement</b>	
	\$184,978,964.86	\$0.00	0.0%	<= 10.0%	<b>PASS</b>

*No records matched the report criteria or there is no data available.*

# Concentration Limitation: (xiv) Third Party Credit Exposure - Individual Limit (S&P: AAA)

Report Summary	<b>Collateral Principal Amount for Conc. Limits</b>	<b>Report Total</b>	<b>% of CPAD</b>	<b>Requirement</b>	
	\$184,978,964.86	\$0.00	0.0%	<= 20.0%	<b>PASS</b>

*No records matched the report criteria or there is no data available.*

# Concentration Limitation: (xv) S&P Rating Derived from a Moody's Rating per Clause (iii)(a)

Report Summary	<b>Collateral Principal Amount for Conc. Limits</b>	<b>Report Total</b>	<b>% of CPAD</b>	<b>Requirement</b>	
	\$184,978,964.86	\$0.00	0.0%	<= 10.0%	<b>PASS</b>

*No records matched the report criteria or there is no data available.*

# Concentration Limitation: (xvi) S&P Rating based on credit estimates per Clause (iii)(b)

<b>Report Summary</b>	<b>Collateral Principal Amount for Conc. Limits</b>	<b>Report Total</b>	<b>% of CPAD</b>	<b>Requirement</b>	
	\$184,978,964.86	\$9,566,769.94	5.2%	<= 20.0%	<b>PASS</b>

Description	Security ID	Asset Type	S&P Rating	Rating Type	Principal Balance
Recorded Books Inc - First Lien Initial Term Loan	RECRDBKS_FLIT	Loan	***	Per Clause (iii)(b)	\$8,697,558.14
UniTek Global Services Inc - Holdco Subordinated Note Non-PIK	UNITEKGSI_HSN	Loan	***	Per Clause (iii)(b)	\$142,822.00
UniTek Global Services Inc - Second Out Tranche Advance	UNTKGLBL_SOTA	Loan	***	Per Clause (iii)(b)	\$726,389.80
<b>Grand Total</b>					<b>\$9,566,769.94</b>

## Concentration Limitation: (xvii) Moody's Rating Per Clauses (e)(i)(A) or (e)(i)(B)

Report Summary	Collateral Principal	Report Total	% of CPAD	Requirement	
	Amount for Conc. Limits				
	\$184,978,964.86	\$0.00	0.0%	<= 10.0%	PASS

*No records matched the report criteria or there is no data available.*

## Concentration Limitation: (xviii) Domiciled outside the United States

---

Report Summary

Collateral Principal Amount for Conc. Limits	Report Total	% of CPAD	Requirement	
\$184,978,964.86	\$0.00	0.0%	<= 5.0%	PASS

---

*No records matched the report criteria or there is no data available.*

## Concentration Limitation: (xix) Domiciled in all Tax Jurisdictions in the aggregate

---

Report Summary

Collateral Principal Amount for Conc. Limits	Report Total	% of CPAD	Requirement	
\$184,978,964.86	\$0.00	0.0%	<= 2.5%	PASS

---

*No records matched the report criteria or there is no data available.*

## Concentration Limitation: (xx) Fourth highest S&P Industry Classification

Report Summary

<b>Collateral Principal Amount for Conc. Limits</b>	<b>Report Total</b>	<b>% of CPAD</b>	<b>Requirement</b>	
\$184,978,964.86	\$16,275,222.20	8.8%	<= 15.0%	<b>PASS</b>

Industry	Principal Balance
Electronics/electrical	\$16,275,222.20
<b>Grand Total</b>	<b>\$16,275,222.20</b>



## Concentration Limitation: (xx)(x) Highest S&P Industry Classification

Report Summary

Collateral Principal Amount for Conc. Limits	Report Total	% of CPAD	Requirement	
\$184,978,964.86	\$42,231,845.38	22.8%	<= 20.0%	<b>FAIL</b>

Industry	Principal Balance
Telecommunications	\$42,231,845.38
<b>Grand Total</b>	<b>\$42,231,845.38</b>

**Concentration Limitation: (xx)(y) Third highest S&P Industry Classification**

**Report Summary**

<b>Collateral Principal Amount for Conc. Limits</b>	<b>Report Total</b>	<b>% of CPAD</b>	<b>Requirement</b>	
\$184,978,964.86	\$21,602,750.01	11.7%	<= 17.5%	<b>PASS</b>

<b>Industry</b>	<b>Principal Balance</b>
Business equipment & services	\$21,602,750.01
	<b>Grand Total \$21,602,750.01</b>

# Concentration Limitation: (xxi) Fourth highest Moody's Industry Classification

<b>Report Summary</b>	<b>Collateral Principal Amount for Conc. Limits</b>	<b>Report Total</b>	<b>% of CPAD</b>	<b>Requirement</b>	
	\$184,978,964.86	\$18,587,726.76	10.0%	<= 15.0%	<b>PASS</b>

Industry	Principal Balance
Banking, Finance, Insurance & Real Estate	\$18,587,726.76
<b>Grand Total</b>	<b>\$18,587,726.76</b>

# Concentration Limitation: (xxi)(x) Highest Moody's Industry Classification

Report Summary

Collateral Principal Amount for Conc. Limits	Report Total	% of CPAD	Requirement	
\$184,978,964.86	\$42,231,845.38	22.8%	<= 20.0%	<b>FAIL</b>

Industry	Principal Balance
Telecommunications	\$42,231,845.38
<b>Grand Total</b>	<b>\$42,231,845.38</b>

# Concentration Limitation: (xxi)(y) Third highest Moody's Industry Classification

**Report Summary**

Collateral Principal Amount for Conc. Limits	Report Total	% of CPAD	Requirement	PASS
\$184,978,964.86	\$20,820,684.52	11.3%	<= 17.5%	

Industry	Principal Balance
Services: Business	\$20,820,684.52
<b>Grand Total</b>	<b>\$20,820,684.52</b>

**Concentration Limitation: (xxii) Collateral Obligations that pay interest at least annually, but less frequently than quarterly**

Report Summary

Collateral Principal Amount for Conc. Limits	Report Total	% of CPAD	Requirement	
\$184,978,964.86	\$0.00	0.0%	<= 10.0%	<b>PASS</b>

*No records matched the report criteria or there is no data available.*

## Concentration Limitation: (xxiii) Cov-Lite Loans

Report Summary

<b>Collateral Principal Amount for Conc. Limits</b>	<b>Report Total</b>	<b>% of CPAD</b>	<b>Requirement</b>	
\$184,978,964.86	\$12,328,750.00	6.7%	<= 10.0%	<b>PASS</b>

Security	Security ID	Asset Type	Cov-Lite	Principal Balance
Global Tel Link Corp - Second Lien Term Loan	GLBLTELLNK_SL	Loan	Yes	\$2,500,000.00
Novetta Solutions LLC - First Lien Initial Term Loan	NVSLTNLLC_FTL	Loan	Yes	\$5,628,750.00
Securus Technologies Holdings Inc - Second Lien Initial Term Loan	SECURUSTCH_SL	Loan	Yes	\$4,200,000.00
<b>Grand Total</b>				<b>\$12,328,750.00</b>

**Concentration Limitation: (xxiv) Long Dated Obligations**

<b>Report Summary</b>	<b>Collateral Principal Amount for Conc. Limits</b>	<b>Report Total</b>	<b>% of CPAD</b>	<b>Requirement</b>	
	\$184,978,964.86	\$0.00	0.0%	<= 0.0%	<b>PASS</b>

*No records matched the report criteria or there is no data available.*



## Concentration Limitation: (xxv) Middle Market Loans

---

Report Summary

Collateral Principal Amount for Conc. Limits	Report Total	% of CPAD	Requirement	
\$184,978,964.86	\$0.00	0.0%	<= 25.0%	PASS

---

*No records matched the report criteria or there is no data available.*

# Concentration Limitation: (xxvi) Collateral Obligations with indicative pricing from one or more Approved Third Party Pricing Services

Report Summary

<b>Aggregate Principal Balance for Conc. Limits</b>	<b>Report Total</b>	<b>% of APBC</b>	<b>Requirement</b>	
\$153,568,150.94	\$153,568,150.94	100.0%	>= 90.0%	<b>PASS</b>

Security	Security ID	Asset Type	Pricing from Approved Third Party Pricing Service	Principal Balance
American Teleconferencing Services Ltd - Term Loan	PREMRGLBSV_TL	Loan	Yes	\$9,023,809.52
AmeriLife Group LLC - First Lien Initial Term Loan	AMERILIFE_FL	Loan	Yes	\$9,301,476.76
Aricent Technologies - First Lien Initial Term Loan	ARCNTTCHNL_TL	Loan	Yes	\$8,752,799.90
Aricent Technologies - Second Lien Initial Term Loan	ARCNTTCHN_STL	Loan	Yes	\$3,500,000.00
Birch Communications Inc - Term Loan	BIRCHCOMM_TL	Loan	Yes	\$10,693,857.82
Capstone Logistics Acquisition Inc - First Lien Term Loan	CAPSTONEL_TLB	Loan	Yes	\$10,715,903.50
ConvergeOne Holdings Corporation - First Lien Initial Term Loan	CONVRG1HLD_FL	Loan	Yes	\$9,585,187.66
ConvergeOne Holdings Corporation - Second Lien Initial Term Loan	CONVRG1_SLITL	Loan	Yes	\$3,000,000.00
Edmentum Inc - First Lien Term Loan Non-PIK	EDMNTM_FLTLNP	Loan	Yes	\$755,576.39
Edmentum Inc - First Lien Term Loan PIK	EDMENTUM_FLPK	Loan	Yes	\$26,489.09
Global Tel Link Corp - Second Lien Term Loan	GLBLTELLNK_SL	Loan	Yes	\$2,500,000.00
Help Systems Holdings Inc - First Lien Initial Term Loan	HELPSYSTEM_FLT	Loan	Yes	\$8,887,499.98
Jackson Hewitt Inc - Initial Term Loan	JCKSNHEWI_ITL	Loan	Yes	\$9,120,000.00
Merrill Communications LLC - Initial Term Loan	MERILCOMN_NTL	Loan	Yes	\$10,799,493.15
Novetta Solutions LLC - First Lien Initial Term Loan	NVSLTNLLC_FLT	Loan	Yes	\$5,628,750.00
Novitex Acquisition LLC - Tranche B-2 Term Loan (First Lien)	NOVITEXIN_TB2	Loan	Yes	\$9,039,690.00
Recorded Books Inc - First Lien Initial Term Loan	RECRDBKS_FLIT	Loan	Yes	\$8,697,558.14
Securus Technologies Holdings Inc - Second Lien Initial Term Loan	SECURUSTCH_SL	Loan	Yes	\$4,200,000.00
SourceHOV LLC - First Lien Term B Loan	SOURCEHOV_TL	Loan	Yes	\$6,796,875.00
SourceHOV LLC - Second Lien Term Loan	SRCEHOVLLC_SL	Loan	Yes	\$5,000,000.00
Stratus Technologies Inc - Initial Term Loan	STRATSTCH_ITL	Loan	Yes	\$7,387,722.22
Total Merchant Services Inc - Term Loan	TOTALMERCE_TL	Loan	Yes	\$9,286,250.00
UniTek Global Services Inc - Holdco Subordinated Note Non-PIK	UNITEKGSI_HSN	Loan	Yes	\$142,822.00
UniTek Global Services Inc - Second Out Tranche Advance	UNTKGLBL_SOTA	Loan	Yes	\$726,389.80
<b>Grand Total</b>				<b>\$153,568,150.94</b>

## Portfolio Assets: Highest Haircut Amount for OC Test

---

Security	Principal Balance	Defaulted	Discount	CCC/Caa	Highest Value	Haircut Type
Edmentum Inc - First Lien Term Loan Non-PIK	\$1,679,058.65	\$923,482.26	\$0.00	\$0.00	\$923,482.26	
Edmentum Inc - First Lien Term Loan PIK	\$58,864.64	\$32,375.55	\$0.00	\$0.00	\$32,375.55	
<b>Grand Total</b>	<b>\$1,737,923.29</b>	<b>\$955,857.81</b>	<b>\$0.00</b>	<b>\$0.00</b>	<b>\$955,857.81</b>	

## Portfolio Assets: Defaulted Obligation Detail

Security	Security ID	Asset Type	Default Date	Principal Balance	Market Value	Moody's Recovery Amount	S&P Recovery Amount	Defaulted Obligation Balance	Haircut
Edmentum Inc - First Lien Term Loan Non-PIK	EDMNTM_FLTLNP	Loan	22-Apr-2015	\$1,679,058.65	\$1,266,295.66	\$755,576.39	\$839,529.33	\$755,576.39	\$923,482.26
Edmentum Inc - First Lien Term Loan PIK	EDMENTUM_FLPK	Loan	22-Apr-2015	\$58,864.64	\$44,393.95	\$26,489.09	\$29,432.32	\$26,489.09	\$32,375.55
<b>Grand Total</b>				<b>\$1,737,923.29</b>		<b>\$782,065.48</b>	<b>\$868,961.65</b>	<b>\$782,065.48</b>	<b>\$955,857.81</b>

## Portfolio Assets: Excess CCC/Caa Adjustment Amount

Collateral Principal Amount (excluding Defaults)	\$184,196,899.38
Aggregate Principal Balance of CCC/Caa Collateral Obligations (x)	\$30,625,625.00
20% of Collateral Principal Amount (excluding Defaults)	\$36,839,379.88
16.5 % of Collateral Principal Amount (excluding Defaults)	\$30,392,488.40
Total CCC Excess over 16.5% of Collateral Principal Amount (excluding Defaults)	\$0.00
Total Caa Excess over 20.0% of Collateral Principal Amount (excluding Defaults)	\$0.00
CCC/Caa Excess	\$0.00
Aggregate Market Value of CCC/Caa Obligations (y)	\$29,543,768.81
(x) Divided by (y)	96.5%
Excess CCC/Caa Adjustment Amount (1-(x) Divided by (y) * APB of Excess))	\$0.00

Security	Security ID	Moody DP Rating	S&P Rating	PrincipalBalance	Excess Amount	Market Price	Market Value	AMV/APB	Excess * AMV/ABP	Excess CCC/Caa Adjustment Amount
Aricent Technologies - Second Lien Initial Term Loan	ARCNTTCHN_STL	Caa2	B-	\$3,500,000.00	\$0.00	100.1250%	\$3,504,375.00	96.5000%	\$0.00	\$0.00
Securus Technologies Holdings Inc - Second Lien Initial Term Loan	SECURUSTCH_SL	Caa2	B	\$4,200,000.00	\$0.00	99.7080%	\$4,187,736.00	96.5000%	\$0.00	\$0.00
Global Tel Link Corp - Second Lien Term Loan	GLBLTELLNK_SL	Caa2	B	\$2,500,000.00	\$0.00	99.3750%	\$2,484,375.00	96.5000%	\$0.00	\$0.00
ConvergeOne Holdings Corporation - Second Lien Initial Term Loan	CONVRG1_SLITL	Caa2	B	\$3,000,000.00	\$0.00	98.0000%	\$2,940,000.00	96.5000%	\$0.00	\$0.00
SourceHOV LLC - First Lien Term B Loan	SOURCEHOV_TL	Caa1	CCC+	\$6,796,875.00	\$0.00	96.0500%	\$6,528,398.44	96.5000%	\$0.00	\$0.00
Novetta Solutions LLC - First Lien Initial Term Loan	NVSLTNLLC_FTL	Caa1	B-	\$5,628,750.00	\$0.00	95.2500%	\$5,361,384.38	96.5000%	\$0.00	\$0.00
SourceHOV LLC - Second Lien Term Loan	SRCEHOVLLC_SL	Caa3	CCC+	\$5,000,000.00	\$0.00	90.7500%	\$4,537,500.00	96.5000%	\$0.00	\$0.00
<b>Grand Total</b>				<b>\$30,625,625.00</b>	<b>\$0.00</b>		<b>\$29,543,768.81</b>		<b>\$0.00</b>	<b>\$0.00</b>

## Portfolio Assets: Discounted Obligations Trade Level

---

---

*No records matched the report criteria or there is no data available.*

**Portfolio Assets: Discounted Obligations (z) Purchased at less than 75% per clause (y)**

<b>Report Summary</b>	<b>Collateral Principal Amount</b>	<b>Report Total</b>	<b>% of CPA</b>	<b>Requirement</b>	
	\$185,934,822.67	\$0.00	0.00%	<= 2.50%	<b>PASS</b>

*No records matched the report criteria or there is no data available.*

## Portfolio Assets: Discounted Obligations (z) Purchased per clause (y)

---

Report Summary

Collateral Principal  
Amount

\$185,934,822.67

Report Total

\$0.00

% of CPA

0.00%

Requirement

<= 5.00%

PASS

---

*No records matched the report criteria or there is no data available.*



# Portfolio Assets: Discounted Obligations (z) Purchased per clause (y) since Closing Date

---

Report Summary

Target Initial Par Amount	Report Total	% of TIPA	Requirement	
\$160,000,000.00	\$0.00	0.00%	<= 10.00%	PASS

---

*No records matched the report criteria or there is no data available.*

# Portfolio Assets: Rating Information

Security	Security ID	Principal Balance	Defaulted Obligation	Moody's Rating	Moody's DP Rating	Moody's Rating Type	S&P Rating	S&P Rating Type
American Teleconferencing Services Ltd - Term Loan	PREMRGLBSV_TL	\$9,023,809.52	No	B1	B2		B	
AmeriLife Group LLC - First Lien Initial Term Loan	AMERILIFE_FL	\$9,301,476.76	No	B2	B3		B	
Aricent Technologies - First Lien Initial Term Loan	ARCNTTCHNL_TL	\$8,752,799.90	No	B2	B3		B-	
Aricent Technologies - Second Lien Initial Term Loan	ARCNTTCHN_STL	\$3,500,000.00	No	Caa2	Caa2		B-	
Birch Communications Inc - Term Loan	BIRCHCOMM_TL	\$10,693,857.82	No	B3	B3		B	
Capstone Logistics Acquisition Inc - First Lien Term Loan	CAPSTONEL_TLB	\$10,715,903.50	No	B1	B3		B-	
ConvergeOne Holdings Corporation - First Lien Initial Term Loan	CONVRG1HLD_FL	\$9,585,187.66	No	B2	B3		B	
ConvergeOne Holdings Corporation - Second Lien Initial Term Loan	CONVRG1_SLITL	\$3,000,000.00	No	Caa2	Caa2		B	
Edmentum Inc - First Lien Term Loan Non-PIK	EDMNTM_FLTLNP	\$1,679,058.65	Yes	Ca	Ca		CCC-	
Edmentum Inc - First Lien Term Loan PIK	EDMENTUM_FLPK	\$58,864.64	Yes	Ca	Ca		CCC-	
Global Tel Link Corp - Second Lien Term Loan	GLBLTELLNK_SL	\$2,500,000.00	No	Caa2	Caa2		B	
Help Systems Holdings Inc - First Lien Initial Term Loan	HELPSYSTEM_FLT	\$8,887,499.98	No	B2	B3		B	
Jackson Hewitt Inc - Initial Term Loan	JCKSNHEWI_ITL	\$9,120,000.00	No	B2	B2		B	
Merrill Communications LLC - Initial Term Loan	MERILCOMN_NTL	\$10,799,493.15	No	B2	B2		B+	
Novetta Solutions LLC - First Lien Initial Term Loan	NVSLTNLLC_FTL	\$5,628,750.00	No	B3	Caa1		B-	
Novitex Acquisition LLC - Tranche B-2 Term Loan (First Lien)	NOVITEXIN_TB2	\$9,039,690.00	No	B1	B3		B+	
Recorded Books Inc - First Lien Initial Term Loan	RECRDBKS_FLIT	\$8,697,558.14	No	***	***	Shadow	***	Per Clause (iii)(b)
Securus Technologies Holdings Inc - Second Lien Initial Term Loan	SECURUSTCH_SL	\$4,200,000.00	No	Caa2	Caa2		B	
SourceHOV LLC - First Lien Term B Loan	SOURCEHOV_TL	\$6,796,875.00	No	B3	Caa1		CCC+	
SourceHOV LLC - Second Lien Term Loan	SRCEHOVLLC_SL	\$5,000,000.00	No	Caa3	Caa3		CCC+	
Stratus Technologies Inc - Initial Term Loan	STRATSTCH_ITL	\$7,387,722.22	No	B2	B2		B+	
Total Merchant Services Inc - Term Loan	TOTALMERCE_TL	\$9,286,250.00	No	B2	B2		B	
UniTek Global Services Inc - Holdco Subordinated Note Non-PIK	UNITKSGSI_HSN	\$142,822.00	No	B3	B3		***	Per Clause (iii)(b)
UniTek Global Services Inc - Holdco Subordinated Note PIK	UNITKGS_HSNPK	\$0.00	No	***	***	Shadow	***	Per Clause (iii)(b)
UniTek Global Services Inc - Second Out Tranche Advance	UNTKGLBL_SOTA	\$726,389.80	No	***	***	Shadow	***	Per Clause (iii)(b)
<b>Grand Total</b>		<b>\$154,524,008.76</b>						

## Portfolio Assets: Moody's Default Probability Rating Information

Security	Asset Type	Moody DP Rating source	DIP Obligation	Principal Balance	Moody Security Rating	Moody Senior Implied Rating	Moody Senior Unsecured Rating	Rating Estimate - Moody	Moody's DP Rating BF CW	Outlook	Credit Watch	Moody's DP Rating-RFT	Moody's DP Rating AF CW
American Teleconferencing Services Ltd - Term Loan	Loan	Corporate Family Rating	No	\$9,023,809.52	B1	B2			B2			B2	B2
AmeriLife Group LLC - First Lien Initial Term Loan	Loan	Corporate Family Rating	No	\$9,301,476.76	B2	B3			B3			B3	B3
Aricent Technologies - First Lien Initial Term Loan	Loan	Corporate Family Rating	No	\$8,752,799.90	B2	B3			B3			B3	B3
Aricent Technologies - Second Lien Initial Term Loan	Loan	Public Rating	No	\$3,500,000.00	Caa2	B3			Caa2			Caa2	Caa2
Birch Communications Inc - Term Loan	Loan	Corporate Family Rating	No	\$10,693,857.82	B3	B3			B3			B3	B3
Capstone Logistics Acquisition Inc - First Lien Term Loan	Loan	Corporate Family Rating	No	\$10,715,903.50	B1	B3			B3			B3	B3
ConvergeOne Holdings Corporation - First Lien Initial Term Loan	Loan	Corporate Family Rating	No	\$9,585,187.66	B2	B3			B3			B3	B3
ConvergeOne Holdings Corporation - Second Lien Initial Term Loan	Loan	Public Rating	No	\$3,000,000.00	Caa2	B3			Caa2			Caa2	Caa2
Edmentum Inc - First Lien Term Loan Non-PIK	Loan		No	\$1,679,058.65					Ca			Ca	Ca
Edmentum Inc - First Lien Term Loan PIK	Loan		No	\$58,864.64					Ca			Ca	Ca
Global Tel Link Corp - Second Lien Term Loan	Loan	Public Rating	No	\$2,500,000.00	Caa2	B3			Caa2			Caa2	Caa2
Help Systems Holdings Inc - First Lien Initial Term Loan	Loan	Corporate Family Rating	No	\$8,887,499.98	B2	B3			B3			B3	B3
Jackson Hewitt Inc - Initial Term Loan	Loan	Corporate Family Rating	No	\$9,120,000.00	B2	B2			B2			B2	B2
Merrill Communications LLC - Initial Term Loan	Loan	Corporate Family Rating	No	\$10,799,493.15	B2	B2			B2		OFF	B2	B2
Novetta Solutions LLC - First Lien Initial Term Loan	Loan	Corporate Family Rating	No	\$5,628,750.00	B3	Caa1			Caa1	Negative		Caa2	Caa1
Novitex Acquisition LLC - Tranche B-2 Term Loan (First Lien)	Loan	Corporate Family Rating	No	\$9,039,690.00	B1	B3			B3			B3	B3
Recorded Books Inc - First Lien Initial Term Loan	Loan	Rating Estimate	No	\$8,697,558.14	***	***	***	Caa1	***			***	***
Securus Technologies Holdings Inc - Second Lien Initial Term Loan	Loan	Public Rating	No	\$4,200,000.00	Caa2	B3			Caa2			Caa2	Caa2
SourceHOV LLC - First Lien Term B Loan	Loan	Corporate Family Rating	No	\$6,796,875.00	B3	Caa1			Caa1	Negative		Caa2	Caa1
SourceHOV LLC - Second Lien Term Loan	Loan	Public Rating	No	\$5,000,000.00	Caa3	Caa1			Caa3	Negative		Ca	Caa3
Stratus Technologies Inc - Initial Term Loan	Loan	Corporate Family Rating	No	\$7,387,722.22	B2	B2	WR		B2			B2	B2
Total Merchant Services Inc - Term Loan	Loan	Corporate Family Rating	No	\$9,286,250.00	B2	B2			B2			B2	B2
UniTek Global Services Inc - Holdco Subordinated Note Non-PIK	Loan	Rating Estimate	No	\$142,822.00				Caa2	B3			B3	B3
UniTek Global Services Inc - Holdco Subordinated Note PIK	Loan		No	\$0.00	***	***	***		***			***	***
UniTek Global Services Inc - Second Out Tranche Advance	Loan	Moody Derived Rating	No	\$726,389.80	***	***	***	B3	***			***	***
<b>Grand Total</b>				<b>\$154,524,008.76</b>									

# Portfolio Assets: Moody's Rating Information

Security	Security ID	Asset Type	Moody Rating Source	Principal Balance	Moody Security Rating	Moody Senior Implied Rating	Moody Senior Unsecured Rating	Rating Estimate - Moody	Moody's Rating BF CW	Credit Watch	Moody's Rating AF CW
American Teleconferencing Services Ltd - Term Loan	PREMRGLBSV_TL	Loan	Public Rating	\$9,023,809.52	B1	B2			B1		B1
AmeriLife Group LLC - First Lien Initial Term Loan	AMERILIFE_FL	Loan	Public Rating	\$9,301,476.76	B2	B3			B2		B2
Aricent Technologies - First Lien Initial Term Loan	ARCNTTCHNL_TL	Loan	Public Rating	\$8,752,799.90	B2	B3			B2		B2
Aricent Technologies - Second Lien Initial Term Loan	ARCNTTCHN_STL	Loan	Public Rating	\$3,500,000.00	Caa2	B3			Caa2		Caa2
Birch Communications Inc - Term Loan	BIRCHCOMM_TL	Loan	Public Rating	\$10,693,857.82	B3	B3			B3		B3
Capstone Logistics Acquisition Inc - First Lien Term Loan	CAPSTONEL_TLB	Loan	Public Rating	\$10,715,903.50	B1	B3			B1		B1
ConvergeOne Holdings Corporation - First Lien Initial Term Loan	CONVRG1HLD_FL	Loan	Public Rating	\$9,585,187.66	B2	B3			B2		B2
ConvergeOne Holdings Corporation - Second Lien Initial Term Loan	CONVRG1_SLITL	Loan	Public Rating	\$3,000,000.00	Caa2	B3			Caa2		Caa2
Edmentum Inc - First Lien Term Loan Non-PIK	EDMNTM_FLTLNP	Loan		\$1,679,058.65					Ca		Ca
Edmentum Inc - First Lien Term Loan PIK	EDMENTUM_FLPK	Loan		\$58,864.64					Ca		Ca
Global Tel Link Corp - Second Lien Term Loan	GLBLTELLNK_SL	Loan	Public Rating	\$2,500,000.00	Caa2	B3			Caa2		Caa2
Help Systems Holdings Inc - First Lien Initial Term Loan	HELPSYSTEM_FLT	Loan	Public Rating	\$8,887,499.98	B2	B3			B2		B2
Jackson Hewitt Inc - Initial Term Loan	JCKSNHEWI_ITL	Loan	Public Rating	\$9,120,000.00	B2	B2			B2		B2
Merrill Communications LLC - Initial Term Loan	MERILCOMM_NTL	Loan	Public Rating	\$10,799,493.15	B2	B2			B2		B2
Novetta Solutions LLC - First Lien Initial Term Loan	NVSLTNLLC_FTL	Loan	Public Rating	\$5,628,750.00	B3	Caa1			B3		B3
Novitex Acquisition LLC - Tranche B-2 Term Loan (First Lien)	NOVITEXIN_TB2	Loan	Public Rating	\$9,039,690.00	B1	B3			B1		B1
Recorded Books Inc - First Lien Initial Term Loan	RECRDBKS_FLIT	Loan	Rating Estimate	\$8,697,558.14	***	***	***	Caa1	***		***
Securus Technologies Holdings Inc - Second Lien Initial Term Loan	SECURUSTCH_SL	Loan	Public Rating	\$4,200,000.00	Caa2	B3			Caa2		Caa2
SourceHOV LLC - First Lien Term B Loan	SOURCEHOV_TL	Loan	Public Rating	\$6,796,875.00	B3	Caa1			B3		B3
SourceHOV LLC - Second Lien Term Loan	SRCEHOVLLC_SL	Loan	Public Rating	\$5,000,000.00	Caa3	Caa1			Caa3		Caa3
Stratus Technologies Inc - Initial Term Loan	STRATSTCH_ITL	Loan	Public Rating	\$7,387,722.22	B2	B2	WR		B2		B2
Total Merchant Services Inc - Term Loan	TOTALMERCER_TL	Loan	Public Rating	\$9,286,250.00	B2	B2			B2		B2
UniTek Global Services Inc - Holdco Subordinated Note Non-PIK	UNITKGSI_HSN	Loan	Rating Estimate	\$142,822.00				Caa2	B3		B3
UniTek Global Services Inc - Holdco Subordinated Note PIK	UNITKGS_HSNPK	Loan		\$0.00	***	***	***		***		***
UniTek Global Services Inc - Second Out Tranche Advance	UNTKGLBL_SOTA	Loan	Moody Derived Rating	\$726,389.80	***	***	***	B3	***		***
<b>Grand Total</b>				<b>\$154,524,008.76</b>							

## Portfolio Assets: Moody's Derived Rating Per Clause (e)(i)(C)(ii)

---

Report Summary

Collateral Principal  
Amount

\$185,934,822.67

Report Total

\$0.00

% of CPA

0.00%

Requirement

<= 5.00%

**PASS**

---

*No records matched the report criteria or there is no data available.*

# Portfolio Assets: Industry Information

Security	Security ID	Moody's Industry	S&P Industry	Principal Balance	% of APA
American Teleconferencing Services Ltd - Term Loan	PREMRGLBSV_TL	Services: Business	Business equipment & services	\$9,023,809.52	4.8532%
AmeriLife Group LLC - First Lien Initial Term Loan	AMERILIFE_FL	Banking, Finance, Insurance & Real Estate	Diversified Insurance	\$9,301,476.76	5.0025%
Aricent Technologies - First Lien Initial Term Loan	ARCNTTCHNL_TL	Telecommunications	Telecommunications	\$8,752,799.90	4.7075%
Aricent Technologies - Second Lien Initial Term Loan	ARCNTTCHN_STL	Telecommunications	Telecommunications	\$3,500,000.00	1.8824%
Birch Communications Inc - Term Loan	BIRCHCOMM_TL	Telecommunications	Telecommunications	\$10,693,857.82	5.7514%
Capstone Logistics Acquisition Inc - First Lien Term Loan	CAPSTONEL_TLB	Transportation: Cargo	Surface transport	\$10,715,903.50	5.7633%
ConvergeOne Holdings Corporation - First Lien Initial Term Loan	CONVRG1HLD_FL	Telecommunications	Telecommunications	\$9,585,187.66	5.1551%
ConvergeOne Holdings Corporation - Second Lien Initial Term Loan	CONVRG1_SLITL	Telecommunications	Telecommunications	\$3,000,000.00	1.6135%
Edmentum Inc - First Lien Term Loan Non-PIK	EDMNTM_FLTLNP	Services: Consumer	Business equipment & services	\$1,679,058.65	0.9030%
Edmentum Inc - First Lien Term Loan PIK	EDMENTUM_FLPK	Services: Consumer	Business equipment & services	\$58,864.64	0.0317%
Global Tel Link Corp - Second Lien Term Loan	GLBLTELLNK_SL	Telecommunications	Telecommunications	\$2,500,000.00	1.3446%
Help Systems Holdings Inc - First Lien Initial Term Loan	HELPSYSTEM_FLT	High Tech Industries	Electronics/electrical	\$8,887,499.98	4.7799%
Jackson Hewitt Inc - Initial Term Loan	JCKSNHEWI_ITL	Services: Consumer	Retailers (except food & drug)	\$9,120,000.00	4.9049%
Merrill Communications LLC - Initial Term Loan	MERILCOMN_NTL	Media: Advertising, Printing & Publishing	Publishing	\$10,799,493.15	5.8082%
Novetta Solutions LLC - First Lien Initial Term Loan	NVSLTNLLC_FTL	Aerospace & Defense	Aerospace & Defense	\$5,628,750.00	3.0273%
Novitex Acquisition LLC - Tranche B-2 Term Loan (First Lien)	NOVITEXIN_TB2	Media: Advertising, Printing & Publishing	Publishing	\$9,039,690.00	4.8618%
Recorded Books Inc - First Lien Initial Term Loan	RECRDBKS_FLIT	Media: Advertising, Printing & Publishing	Publishing	\$8,697,558.14	4.6777%
Securus Technologies Holdings Inc - Second Lien Initial Term Loan	SECURUSTCH_SL	Telecommunications	Telecommunications	\$4,200,000.00	2.2589%
SourceHOV LLC - First Lien Term B Loan	SOURCEHOV_TL	Services: Business	Business equipment & services	\$6,796,875.00	3.6555%
SourceHOV LLC - Second Lien Term Loan	SRCEHOVLLC_SL	Services: Business	Business equipment & services	\$5,000,000.00	2.6891%
Stratus Technologies Inc - Initial Term Loan	STRATSTCH_ITL	High Tech Industries	Electronics/electrical	\$7,387,722.22	3.9733%
Total Merchant Services Inc - Term Loan	TOTALMERCE_TL	Banking, Finance, Insurance & Real Estate	Financial intermediaries	\$9,286,250.00	4.9944%
UniTek Global Services Inc - Holdco Subordinated Note Non-PIK	UNITKGSI_HSN	Media: Broadcasting & Subscription	Cable & satellite television	\$142,822.00	0.0768%
UniTek Global Services Inc - Holdco Subordinated Note PIK	UNITKGS_HSNPK	Media: Broadcasting & Subscription	Cable & satellite television	\$0.00	0.0000%
UniTek Global Services Inc - Second Out Tranche Advance	UNTKGLBL_SOTA	Media: Broadcasting & Subscription	Cable & satellite television	\$726,389.80	0.3907%
<b>Grand Total</b>				<b>\$154,524,008.76</b>	<b>83.1065%</b>

# Portfolio Assets: Moody's Industry Information

Security	Security ID	Principal Balance	Principal Balance for Conc Lim.	% of APA
<b>Aerospace &amp; Defense</b>				
Novetta Solutions LLC - First Lien Initial Term Loan	NVSLTNLLC_FTL	\$5,628,750.00	\$5,628,750.00	3.0273%
<b>Aerospace &amp; Defense Subtotal</b>		<b>\$5,628,750.00</b>	<b>\$5,628,750.00</b>	<b>3.0273%</b>
<b>Banking, Finance, Insurance &amp; Real Estate</b>				
AmeriLife Group LLC - First Lien Initial Term Loan	AMERILIFE_FL	\$9,301,476.76	\$9,301,476.76	5.0025%
Total Merchant Services Inc - Term Loan	TOTALMERCER_TL	\$9,286,250.00	\$9,286,250.00	4.9944%
<b>Banking, Finance, Insurance &amp; Real Estate Subtotal</b>		<b>\$18,587,726.76</b>	<b>\$18,587,726.76</b>	<b>9.9969%</b>
<b>High Tech Industries</b>				
Help Systems Holdings Inc - First Lien Initial Term Loan	HELPSYSTEM_FLT	\$8,887,499.98	\$8,887,499.98	4.7799%
Stratus Technologies Inc - Initial Term Loan	STRATSTCH_ITL	\$7,387,722.22	\$7,387,722.22	3.9733%
<b>High Tech Industries Subtotal</b>		<b>\$16,275,222.20</b>	<b>\$16,275,222.20</b>	<b>8.7532%</b>
<b>Media: Advertising, Printing &amp; Publishing</b>				
Merrill Communications LLC - Initial Term Loan	MERILCOMN_NTL	\$10,799,493.15	\$10,799,493.15	5.8082%
Novitex Acquisition LLC - Tranche B-2 Term Loan (First Lien)	NOVITEXIN_TB2	\$9,039,690.00	\$9,039,690.00	4.8618%
Recorded Books Inc - First Lien Initial Term Loan	RECRDBKS_FLIT	\$8,697,558.14	\$8,697,558.14	4.6777%
<b>Media: Advertising, Printing &amp; Publishing Subtotal</b>		<b>\$28,536,741.29</b>	<b>\$28,536,741.29</b>	<b>15.3477%</b>
<b>Media: Broadcasting &amp; Subscription</b>				
UniTek Global Services Inc - Holdco Subordinated Note Non-PIK	UNITEKGS_L_HSN	\$142,822.00	\$142,822.00	0.0768%
UniTek Global Services Inc - Holdco Subordinated Note PIK	UNITKGS_HSNPK	\$0.00	\$0.00	0.0000%
UniTek Global Services Inc - Second Out Tranche Advance	UNTKGLBL_SOTA	\$726,389.80	\$726,389.80	0.3907%
<b>Media: Broadcasting &amp; Subscription Subtotal</b>		<b>\$869,211.80</b>	<b>\$869,211.80</b>	<b>0.4675%</b>
<b>Services: Business</b>				
American Teleconferencing Services Ltd - Term Loan	PREMRGLBSV_TL	\$9,023,809.52	\$9,023,809.52	4.8532%
SourceHOV LLC - First Lien Term B Loan	SOURCEHOV_TL	\$6,796,875.00	\$6,796,875.00	3.6555%
SourceHOV LLC - Second Lien Term Loan	SRCEHOVLLC_SL	\$5,000,000.00	\$5,000,000.00	2.6891%
<b>Services: Business Subtotal</b>		<b>\$20,820,684.52</b>	<b>\$20,820,684.52</b>	<b>11.1978%</b>
<b>Services: Consumer</b>				
Edmentum Inc - First Lien Term Loan Non-PIK	EDMNTM_FLTLNP	\$1,679,058.65	\$755,576.39	0.4064%
Edmentum Inc - First Lien Term Loan PIK	EDMENTUM_FLPK	\$58,864.64	\$26,489.09	0.0142%
Jackson Hewitt Inc - Initial Term Loan	JCKSNHEWI_ITL	\$9,120,000.00	\$9,120,000.00	4.9049%
<b>Services: Consumer Subtotal</b>		<b>\$10,857,923.29</b>	<b>\$9,902,065.48</b>	<b>5.3256%</b>
<b>Telecommunications</b>				
Aricent Technologies - First Lien Initial Term Loan	ARCNTTCHNL_TL	\$8,752,799.90	\$8,752,799.90	4.7075%
Aricent Technologies - Second Lien Initial Term Loan	ARCNTTCHN_STL	\$3,500,000.00	\$3,500,000.00	1.8824%
Birch Communications Inc - Term Loan	BIRCHCOMM_TL	\$10,693,857.82	\$10,693,857.82	5.7514%
ConvergeOne Holdings Corporation - First Lien Initial Term Loan	CONVRG1HLD_FL	\$9,585,187.66	\$9,585,187.66	5.1551%
ConvergeOne Holdings Corporation - Second Lien Initial Term Loan	CONVRG1_SLITL	\$3,000,000.00	\$3,000,000.00	1.6135%
Global Tel Link Corp - Second Lien Term Loan	GLBLTELLNK_SL	\$2,500,000.00	\$2,500,000.00	1.3446%
Securus Technologies Holdings Inc - Second Lien Initial Term Loan	SECURUSTCH_SL	\$4,200,000.00	\$4,200,000.00	2.2589%
<b>Telecommunications Subtotal</b>		<b>\$42,231,845.38</b>	<b>\$42,231,845.38</b>	<b>22.7133%</b>
<b>Transportation: Cargo</b>				

Security	Security ID	Principal Balance	Principal Balance for Conc Lim.	% of APA
Capstone Logistics Acquisition Inc - First Lien Term Loan	CAPSTONEL_TLB	\$10,715,903.50	\$10,715,903.50	5.7633%
	<b>Transportation: Cargo Subtotal</b>	<b>\$10,715,903.50</b>	<b>\$10,715,903.50</b>	<b>5.7633%</b>
	<b>Grand Total</b>	<b>\$154,524,008.76</b>	<b>\$153,568,150.94</b>	<b>82.5925%</b>



# Portfolio Assets: S&P Industry Information

Security	Security ID	Principal Balance	Principal Balance for Conc Lim.	% of APA
<b>Aerospace &amp; Defense</b>				
Novetta Solutions LLC - First Lien Initial Term Loan	NVSLTNLLC_FTL	\$5,628,750.00	\$5,628,750.00	3.0273%
<b>Aerospace &amp; Defense Subtotal</b>		<b>\$5,628,750.00</b>	<b>\$5,628,750.00</b>	<b>3.0273%</b>
<b>Business equipment &amp; services</b>				
American Teleconferencing Services Ltd - Term Loan	PREMRGLBSV_TL	\$9,023,809.52	\$9,023,809.52	4.8532%
Edmentum Inc - First Lien Term Loan Non-PIK	EDMNTM_FLTLNP	\$1,679,058.65	\$755,576.39	0.4064%
Edmentum Inc - First Lien Term Loan PIK	EDMENTUM_FLPK	\$58,864.64	\$26,489.09	0.0142%
SourceHOV LLC - First Lien Term B Loan	SOURCEHOV_TL	\$6,796,875.00	\$6,796,875.00	3.6555%
SourceHOV LLC - Second Lien Term Loan	SRCEHOVLLC_SL	\$5,000,000.00	\$5,000,000.00	2.6891%
<b>Business equipment &amp; services Subtotal</b>		<b>\$22,558,607.82</b>	<b>\$21,602,750.01</b>	<b>11.6185%</b>
<b>Cable &amp; satellite television</b>				
UniTek Global Services Inc - Holdco Subordinated Note Non-PIK	UNITEKGS_L_HSN	\$142,822.00	\$142,822.00	0.0768%
UniTek Global Services Inc - Holdco Subordinated Note PIK	UNITKGS_HSNPK	\$0.00	\$0.00	0.0000%
UniTek Global Services Inc - Second Out Tranche Advance	UNTKGLBL_SOTA	\$726,389.80	\$726,389.80	0.3907%
<b>Cable &amp; satellite television Subtotal</b>		<b>\$869,211.80</b>	<b>\$869,211.80</b>	<b>0.4675%</b>
<b>Diversified Insurance</b>				
AmeriLife Group LLC - First Lien Initial Term Loan	AMERILIFE_FL	\$9,301,476.76	\$9,301,476.76	5.0025%
<b>Diversified Insurance Subtotal</b>		<b>\$9,301,476.76</b>	<b>\$9,301,476.76</b>	<b>5.0025%</b>
<b>Electronics/electrical</b>				
Help Systems Holdings Inc - First Lien Initial Term Loan	HELPSYSTEM_FLT	\$8,887,499.98	\$8,887,499.98	4.7799%
Stratus Technologies Inc - Initial Term Loan	STRATSTCH_ITL	\$7,387,722.22	\$7,387,722.22	3.9733%
<b>Electronics/electrical Subtotal</b>		<b>\$16,275,222.20</b>	<b>\$16,275,222.20</b>	<b>8.7532%</b>
<b>Financial intermediaries</b>				
Total Merchant Services Inc - Term Loan	TOTALMERCER_TL	\$9,286,250.00	\$9,286,250.00	4.9944%
<b>Financial intermediaries Subtotal</b>		<b>\$9,286,250.00</b>	<b>\$9,286,250.00</b>	<b>4.9944%</b>
<b>Publishing</b>				
Merrill Communications LLC - Initial Term Loan	MERILCOMN_NTL	\$10,799,493.15	\$10,799,493.15	5.8082%
Novitex Acquisition LLC - Tranche B-2 Term Loan (First Lien)	NOVITEXIN_TB2	\$9,039,690.00	\$9,039,690.00	4.8618%
Recorded Books Inc - First Lien Initial Term Loan	RECRDBKS_FLIT	\$8,697,558.14	\$8,697,558.14	4.6777%
<b>Publishing Subtotal</b>		<b>\$28,536,741.29</b>	<b>\$28,536,741.29</b>	<b>15.3477%</b>
<b>Retailers (except food &amp; drug)</b>				
Jackson Hewitt Inc - Initial Term Loan	JCKSNHEWI_ITL	\$9,120,000.00	\$9,120,000.00	4.9049%
<b>Retailers (except food &amp; drug) Subtotal</b>		<b>\$9,120,000.00</b>	<b>\$9,120,000.00</b>	<b>4.9049%</b>
<b>Surface transport</b>				
Capstone Logistics Acquisition Inc - First Lien Term Loan	CAPSTONEL_TLB	\$10,715,903.50	\$10,715,903.50	5.7633%
<b>Surface transport Subtotal</b>		<b>\$10,715,903.50</b>	<b>\$10,715,903.50</b>	<b>5.7633%</b>
<b>Telecommunications</b>				
Aricent Technologies - First Lien Initial Term Loan	ARCNTTCHNL_TL	\$8,752,799.90	\$8,752,799.90	4.7075%
Aricent Technologies - Second Lien Initial Term Loan	ARCNTTCHN_STL	\$3,500,000.00	\$3,500,000.00	1.8824%
Birch Communications Inc - Term Loan	BIRCHCOMM_TL	\$10,693,857.82	\$10,693,857.82	5.7514%

<b>Security</b>	<b>Security ID</b>	<b>Principal Balance</b>	<b>Principal Balance for Conc Lim.</b>	<b>% of APA</b>
ConvergeOne Holdings Corporation - First Lien Initial Term Loan	CONVRG1HLD_FL	\$9,585,187.66	\$9,585,187.66	5.1551%
ConvergeOne Holdings Corporation - Second Lien Initial Term Loan	CONVRG1_SLITL	\$3,000,000.00	\$3,000,000.00	1.6135%
Global Tel Link Corp - Second Lien Term Loan	GLBLTELLNK_SL	\$2,500,000.00	\$2,500,000.00	1.3446%
Securus Technologies Holdings Inc - Second Lien Initial Term Loan	SECURUSTCH_SL	\$4,200,000.00	\$4,200,000.00	2.2589%
	<b>Telecommunications Subtotal</b>	<b>\$42,231,845.38</b>	<b>\$42,231,845.38</b>	<b>22.7133%</b>
	<b>Grand Total</b>	<b>\$154,524,008.76</b>	<b>\$153,568,150.94</b>	<b>82.5925%</b>

# Portfolio Assets: Affiliated Issuers

Security	Security ID	Principal Balance	Moody's Region	Country	Moody's Country Rating	Sovereign	Moody's DP Rating	S&P Rating	Security Type
<b>American Teleconferencing Services Ltd</b>									
American Teleconferencing Services Ltd - Term Loan	PREMRGLBSV_TL	\$9,023,809.52		United States	Aaa	No	B2	B	Loan
<b>American Teleconferencing Services Ltd Subtotal</b>		<b>\$9,023,809.52</b>							
<b>AmeriLife Group LLC</b>									
AmeriLife Group LLC - First Lien Initial Term Loan	AMERILIFE_FL	\$9,301,476.76		United States	Aaa	No	B3	B	Loan
<b>AmeriLife Group LLC Subtotal</b>		<b>\$9,301,476.76</b>							
<b>Aricent Technologies</b>									
Aricent Technologies - First Lien Initial Term Loan	ARCNTTCHNL_TL	\$8,752,799.90		United States	Aaa	No	B3	B-	Loan
Aricent Technologies - Second Lien Initial Term Loan	ARCNTTCHN_STL	\$3,500,000.00		United States	Aaa	No	Caa2	B-	Loan
<b>Aricent Technologies Subtotal</b>		<b>\$12,252,799.90</b>							
<b>Birch Communications Inc</b>									
Birch Communications Inc - Term Loan	BIRCHCOMM_TL	\$10,693,857.82		United States	Aaa	No	B3	B	Loan
<b>Birch Communications Inc Subtotal</b>		<b>\$10,693,857.82</b>							
<b>Capstone Logistics Acquisition Inc</b>									
Capstone Logistics Acquisition Inc - First Lien Term Loan	CAPSTONEL_TLB	\$10,715,903.50		United States	Aaa	No	B3	B-	Loan
<b>Capstone Logistics Acquisition Inc Subtotal</b>		<b>\$10,715,903.50</b>							
<b>ConvergeOne Holdings Corporation</b>									
ConvergeOne Holdings Corporation - First Lien Initial Term Loan	CONVRG1HLD_FL	\$9,585,187.66		United States	Aaa	No	B3	B	Loan
ConvergeOne Holdings Corporation - Second Lien Initial Term Loan	CONVRG1_SLITL	\$3,000,000.00		United States	Aaa	No	Caa2	B	Loan
<b>ConvergeOne Holdings Corporation Subtotal</b>		<b>\$12,585,187.66</b>							
<b>Edmentum Inc</b>									
Edmentum Inc - First Lien Term Loan Non-PIK	EDMNTM_FLTLNP	\$1,679,058.65		United States	Aaa	No	Ca	CCC-	Loan
Edmentum Inc - First Lien Term Loan PIK	EDMENTUM_FLPK	\$58,864.64		United States	Aaa	No	Ca	CCC-	Loan
<b>Edmentum Inc Subtotal</b>		<b>\$1,737,923.29</b>							
<b>Global Tel Link Corp</b>									
Global Tel Link Corp - Second Lien Term Loan	GLBLTELLNK_SL	\$2,500,000.00		United States	Aaa	No	Caa2	B	Loan
<b>Global Tel Link Corp Subtotal</b>		<b>\$2,500,000.00</b>							
<b>Help Systems Holdings Inc</b>									
Help Systems Holdings Inc - First Lien Initial Term Loan	HELPSYSTEM_FLT	\$8,887,499.98		United States	Aaa	No	B3	B	Loan
<b>Help Systems Holdings Inc Subtotal</b>		<b>\$8,887,499.98</b>							
<b>Jackson Hewitt Inc</b>									
Jackson Hewitt Inc - Initial Term Loan	JCKSNHEWI_ITL	\$9,120,000.00		United States	Aaa	No	B2	B	Loan
<b>Jackson Hewitt Inc Subtotal</b>		<b>\$9,120,000.00</b>							
<b>Merrill Communications LLC</b>									
Merrill Communications LLC - Initial Term Loan	MERILCOMN_NTL	\$10,799,493.15		United States	Aaa	No	B2	B+	Loan
<b>Merrill Communications LLC Subtotal</b>		<b>\$10,799,493.15</b>							

Security	Security ID	Principal Balance	Moody's Region	Country	Moody's Country Rating	Sovereign	Moody's DP Rating	S&P Rating	Security Type
<b>Novetta Solutions LLC</b>									
Novetta Solutions LLC - First Lien Initial Term Loan	NVSLTNLLC_FTL	\$5,628,750.00		United States	Aaa	No	Caa1	B-	Loan
<b>Novetta Solutions LLC Subtotal</b>		<b>\$5,628,750.00</b>							
<b>Novitex Acquisition LLC</b>									
Novitex Acquisition LLC - Tranche B-2 Term Loan (First Lien)	NOVITEXIN_TB2	\$9,039,690.00		United States	Aaa	No	B3	B+	Loan
<b>Novitex Acquisition LLC Subtotal</b>		<b>\$9,039,690.00</b>							
<b>Recorded Books Inc</b>									
Recorded Books Inc - First Lien Initial Term Loan	RECRDBKS_FLIT	\$8,697,558.14		United States	Aaa	No	***	***	Loan
<b>Recorded Books Inc Subtotal</b>		<b>\$8,697,558.14</b>							
<b>Securus Technologies Holdings Inc</b>									
Securus Technologies Holdings Inc - Second Lien Initial Term Loan	SECURUSTCH_SL	\$4,200,000.00		United States	Aaa	No	Caa2	B	Loan
<b>Securus Technologies Holdings Inc Subtotal</b>		<b>\$4,200,000.00</b>							
<b>SourceHOV LLC</b>									
SourceHOV LLC - First Lien Term B Loan	SOURCEHOV_TL	\$6,796,875.00		United States	Aaa	No	Caa1	CCC+	Loan
SourceHOV LLC - Second Lien Term Loan	SRCEHOVLLC_SL	\$5,000,000.00		United States	Aaa	No	Caa3	CCC+	Loan
<b>SourceHOV LLC Subtotal</b>		<b>\$11,796,875.00</b>							
<b>Stratus Technologies Inc</b>									
Stratus Technologies Inc - Initial Term Loan	STRATSTCH_ITL	\$7,387,722.22		United States	Aaa	No	B2	B+	Loan
<b>Stratus Technologies Inc Subtotal</b>		<b>\$7,387,722.22</b>							
<b>Total Merchant Services Inc</b>									
Total Merchant Services Inc - Term Loan	TOTALMERCE_TL	\$9,286,250.00		United States	Aaa	No	B2	B	Loan
<b>Total Merchant Services Inc Subtotal</b>		<b>\$9,286,250.00</b>							
<b>UniTek Global Services Inc</b>									
UniTek Global Services Inc - Common Stock	91324T997	\$0.00		United States	Aaa	No			Equity
UniTek Global Services Inc - Holdco Subordinated Note Non-PIK	UNITEKGS_L_HSN	\$142,822.00		United States	Aaa	No	B3	***	Loan
UniTek Global Services Inc - Holdco Subordinated Note PIK	UNITKGS_HSNPK	\$0.00		United States	Aaa	No	***	***	Loan
UniTek Global Services Inc - Second Out Tranche Advance	UNTKGLBL_SOTA	\$726,389.80		United States	Aaa	No	***	***	Loan
UniTek Global Services Inc - Series A Preferred Stock	91324T989	\$0.00		United States	Aaa	No			Equity
<b>UniTek Global Services Inc Subtotal</b>		<b>\$869,211.80</b>							
<b>Grand Total</b>		<b>\$154,524,008.76</b>							

# Portfolio Assets: Country Information

Region	Moody Country Rating	S&P Country Rating	Security	Asset Type	Security ID	Sovereign	Country Group	Principal Balance	% of APB
<b>United States</b>									
	Aaa	AA+	American Teleconferencing Services Ltd - Term Loan	Loan	PREMRGLBSV_TL	No		\$9,023,809.52	5.8397%
	Aaa	AA+	AmeriLife Group LLC - First Lien Initial Term Loan	Loan	AMERILIFE_FL	No		\$9,301,476.76	6.0194%
	Aaa	AA+	Aricent Technologies - First Lien Initial Term Loan	Loan	ARCNTTCHNL_TL	No		\$8,752,799.90	5.6644%
	Aaa	AA+	Aricent Technologies - Second Lien Initial Term Loan	Loan	ARCNTTCHN_STL	No		\$3,500,000.00	2.2650%
	Aaa	AA+	Birch Communications Inc - Term Loan	Loan	BIRCHCOMM_TL	No		\$10,693,857.82	6.9205%
	Aaa	AA+	Capstone Logistics Acquisition Inc - First Lien Term Loan	Loan	CAPSTONE_LTB	No		\$10,715,903.50	6.9348%
	Aaa	AA+	ConvergeOne Holdings Corporation - First Lien Initial Term Loan	Loan	CONVRG1HLD_FL	No		\$9,585,187.66	6.2030%
	Aaa	AA+	ConvergeOne Holdings Corporation - Second Lien Initial Term Loan	Loan	CONVRG1_SLITL	No		\$3,000,000.00	1.9414%
	Aaa	AA+	Edmentum Inc - First Lien Term Loan Non-PIK	Loan	EDMNTM_FLTLNP	No		\$1,679,058.65	1.0866%
	Aaa	AA+	Edmentum Inc - First Lien Term Loan PIK	Loan	EDMENTUM_FLPK	No		\$58,864.64	0.0381%
	Aaa	AA+	Global Tel Link Corp - Second Lien Term Loan	Loan	GLBLTELLNK_SL	No		\$2,500,000.00	1.6179%
	Aaa	AA+	Help Systems Holdings Inc - First Lien Initial Term Loan	Loan	HELPSYSTM_FLT	No		\$8,887,499.98	5.7515%
	Aaa	AA+	Jackson Hewitt Inc - Initial Term Loan	Loan	JCKSNHEWI_ITL	No		\$9,120,000.00	5.9020%
	Aaa	AA+	Merrill Communications LLC - Initial Term Loan	Loan	MERILCOMN_NTL	No		\$10,799,493.15	6.9889%
	Aaa	AA+	Novetta Solutions LLC - First Lien Initial Term Loan	Loan	NVSLTNLLC_FTL	No		\$5,628,750.00	3.6426%
	Aaa	AA+	Novitex Acquisition LLC - Tranche B-2 Term Loan (First Lien)	Loan	NOVITEXIN_TB2	No		\$9,039,690.00	5.8500%
	Aaa	AA+	Recorded Books Inc - First Lien Initial Term Loan	Loan	RECRDBKS_FLIT	No		\$8,697,558.14	5.6286%
	Aaa	AA+	Securus Technologies Holdings Inc - Second Lien Initial Term Loan	Loan	SECURUSTCH_SL	No		\$4,200,000.00	2.7180%
	Aaa	AA+	SourceHOV LLC - First Lien Term B Loan	Loan	SOURCEHOV_TL	No		\$6,796,875.00	4.3986%
	Aaa	AA+	SourceHOV LLC - Second Lien Term Loan	Loan	SRCEHOVLLC_SL	No		\$5,000,000.00	3.2357%
	Aaa	AA+	Stratus Technologies Inc - Initial Term Loan	Loan	STRATSTCH_ITL	No		\$7,387,722.22	4.7810%
	Aaa	AA+	Total Merchant Services Inc - Term Loan	Loan	TOTALMERCE_TL	No		\$9,286,250.00	6.0096%
	Aaa	AA+	UniTek Global Services Inc - Common Stock	Equity	91324T997	No		\$0.00	0.0000%
	Aaa	AA+	UniTek Global Services Inc - Holdco Subordinated Note Non-PIK	Loan	UNITEKGSI_HSN	No		\$142,822.00	0.0924%
	Aaa	AA+	UniTek Global Services Inc - Holdco Subordinated Note PIK	Loan	UNITKGS_HSNPK	No		\$0.00	0.0000%
	Aaa	AA+	UniTek Global Services Inc - Second Out Tranche Advance	Loan	UNTKGLBL_SOTA	No		\$726,389.80	0.4701%
	Aaa	AA+	UniTek Global Services Inc - Series A Preferred Stock	Equity	91324T989	No		\$0.00	0.0000%
<b>United States Subtotal</b>								<b>\$154,524,008.76</b>	<b>100.0000%</b>
<b>Grand Total</b>								<b>\$154,524,008.76</b>	<b>100.0000%</b>

# Portfolio Assets: Discretionary Reason For Sale

**Report Summary**

**Discretionary Sale  
Denominator**

\$316,621,922.58

**Report Total**

\$12,518,664.93

**% of DSD**

3.95%

**Requirement**

<= 20.00%

**PASS**

Issuer	Asset	Reason For Sale	Sale Date	Trade Amount
ABB Con-Cise Optical Group LLC	Retired - Term Loan	Discretionary	08-Jan-2013	\$1,500,000.00
CHS/Community Health Systems Inc	Retired Extended Term Loan	Discretionary	04-Apr-2013	\$5,000,000.00
Infor (US) Inc	Retired - Tranche B-2 Term Loan	Discretionary	11-Jul-2013	\$2,708,978.75
Orbitz Worldwide Inc	Retired - Tranche C Term Loan	Discretionary	09-Apr-2013	\$533,333.33
Rovi Solutions Corporation	Tranche B-3 Loan	Discretionary	18-Apr-2013	\$2,776,352.85
<b>Grand Total</b>				<b>\$12,518,664.93</b>

## Portfolio Assets: Moody's Rating via RiskCalc Application

---

As of Date	02-May-2017
Reinvestment End Date	25-Aug-2016
Collateral Principal Amount	\$185,934,822.67
20% of Collateral Principal Amount	\$37,186,964.53
Collateral Obligations with a Moody's Rating previously determined by Moody's RiskCalc	\$0.00
Collateral Obligations with a Moody's Rating determined by Moody's RiskCalc	\$0.00
Requirement	\$37,186,964.53
Result	PASS

---

*No records matched the report criteria or there is no data available.*

# Portfolio Assets: S&P Rating Information

Security	Asset Type	Security Level	SP Rating Source	DIP Obligation	Current Pay Obligation	Distressed Exchange Offer	Principal Balance	Type	SP Security Rating	SP Corporate Rating	Rating Estimate - SP	S&P Rating BF CW	Credit Watch	S&P Rating AF CW
American Teleconferencing Services Ltd - Term Loan	Loan	Senior Secured	Issuer Credit Rating	No	No	No	\$9,023,809.52		B	B		B		B
AmeriLife Group LLC - First Lien Initial Term Loan	Loan	Senior Secured	Issuer Credit Rating	No	No	No	\$9,301,476.76		B+	B		B		B
Aricent Technologies - First Lien Initial Term Loan	Loan	Senior Secured	Issuer Credit Rating	No	No	No	\$8,752,799.90		B-	B-	B	B-		B-
Aricent Technologies - Second Lien Initial Term Loan	Loan	Second Lien	Issuer Credit Rating	No	No	No	\$3,500,000.00		CCC	B-		B-		B-
Birch Communications Inc - Term Loan	Loan	Senior Secured	Issuer Credit Rating	No	No	No	\$10,693,857.82		B	B		B	NM	B
Capstone Logistics Acquisition Inc - First Lien Term Loan	Loan	Senior Secured	Issuer Credit Rating	No	No	No	\$10,715,903.50		B-	B-		B-		B-
ConvergeOne Holdings Corporation - First Lien Initial Term Loan	Loan	Senior Secured	Issuer Credit Rating	No	No	No	\$9,585,187.66		B	B	B	B		B
ConvergeOne Holdings Corporation - Second Lien Initial Term Loan	Loan	Second Lien	Issuer Credit Rating	No	No	No	\$3,000,000.00		CCC+	B		B		B
Edmentum Inc - First Lien Term Loan Non-PIK	Loan	Senior Secured	Rating Estimate	No	No	No	\$1,679,058.65		NR		CCC-	CCC-		CCC-
Edmentum Inc - First Lien Term Loan PIK	Loan	Senior Secured	Rating Estimate	No	No	No	\$58,864.64				CCC-	CCC-		CCC-
Global Tel Link Corp - Second Lien Term Loan	Loan	Second Lien	Issuer Credit Rating	No	No	No	\$2,500,000.00		CCC+	B		B		B
Help Systems Holdings Inc - First Lien Initial Term Loan	Loan	Senior Secured	Issuer Credit Rating	No	No	No	\$8,887,499.98		B	B		B		B
Jackson Hewitt Inc - Initial Term Loan	Loan	Senior Secured	Issuer Credit Rating	No	No	No	\$9,120,000.00		B	B		B		B
Merrill Communications LLC - Initial Term Loan	Loan	Senior Secured	Issuer Credit Rating	No	No	No	\$10,799,493.15		BB-	B+		B+	NM	B+
Novetta Solutions LLC - First Lien Initial Term Loan	Loan	Senior Secured	Issuer Credit Rating	No	No	No	\$5,628,750.00		B-	B-		B-		B-
Novitex Acquisition LLC - Tranche B-2 Term Loan (First Lien)	Loan	Senior Secured	Issuer Credit Rating	No	No	No	\$9,039,690.00		B	B		B	POS	B+
Recorded Books Inc - First Lien Initial Term Loan	Loan	Senior Secured	Rating Estimate	No	No	No	\$8,697,558.14	Per Clause (iii)(b)	***	***	***	***		***
Securus Technologies Holdings Inc - Second Lien Initial Term Loan	Loan	Second Lien	Issuer Credit Rating	No	No	No	\$4,200,000.00			B		B	OFF	B
SourceHOV LLC - First Lien Term B Loan	Loan	Senior Secured	Issuer Credit Rating	No	No	No	\$6,796,875.00		CCC+	CCC+		CCC+	OFF	CCC+
SourceHOV LLC - Second Lien Term Loan	Loan	Second Lien	Issuer Credit Rating	No	No	No	\$5,000,000.00		CCC-	CCC+		CCC+	OFF	CCC+
Stratus Technologies Inc - Initial Term Loan	Loan	Senior Secured	Issuer Credit Rating	No	No	No	\$7,387,722.22		B+	B+		B+	OFF	B+
Total Merchant Services Inc - Term Loan	Loan	Senior Secured	Issuer Credit Rating	No	No	No	\$9,286,250.00		B+	B		B		B
UniTek Global Services Inc - Holdco Subordinated Note Non-PIK	Loan	Subordinated	Rating Estimate	No	No	No	\$142,822.00	Per Clause (iii)(b)	***	***	***	***		***
UniTek Global Services Inc - Holdco Subordinated Note PIK	Loan	Senior Secured	Rating Estimate	No	No	No	\$0.00	Per Clause (iii)(b)	***	***	***	***		***
UniTek Global Services Inc - Second Out Tranche Advance	Loan	Second Lien	Rating Estimate	No	No	No	\$726,389.80	Per Clause (iii)(b)	***	***	***	***		***
<b>Grand Total</b>							<b>\$154,524,008.76</b>							



# Portfolio Assets: Weighted Average Rating Factor

Weighted Average Moody's Rating Factor

3845

Security	Security ID	Principal Balance	Moody's DP Rating	Rating Factor	Weight
American Teleconferencing Services Ltd - Term Loan	PREMRGLBSV_TL	\$9,023,809.52	B2	2,720.00	\$24,544,761,894.40
AmeriLife Group LLC - First Lien Initial Term Loan	AMERILIFE_FL	\$9,301,476.76	B3	3,490.00	\$32,462,153,892.40
Aricent Technologies - First Lien Initial Term Loan	ARCNTTCHNL_TL	\$8,752,799.90	B3	3,490.00	\$30,547,271,651.00
Aricent Technologies - Second Lien Initial Term Loan	ARCNTTCHN_STL	\$3,500,000.00	Caa2	6,500.00	\$22,750,000,000.00
Birch Communications Inc - Term Loan	BIRCHCOMM_TL	\$10,693,857.82	B3	3,490.00	\$37,321,563,791.80
Capstone Logistics Acquisition Inc - First Lien Term Loan	CAPSTONE_TLB	\$10,715,903.50	B3	3,490.00	\$37,398,503,215.00
ConvergeOne Holdings Corporation - First Lien Initial Term Loan	CONVRG1HLD_FL	\$9,585,187.66	B3	3,490.00	\$33,452,304,933.40
ConvergeOne Holdings Corporation - Second Lien Initial Term Loan	CONVRG1_SLITL	\$3,000,000.00	Caa2	6,500.00	\$19,500,000,000.00
Edmentum Inc - First Lien Term Loan Non-PIK	EDMNTM_FLTLNP	\$1,679,058.65	Ca	10,000.00	\$16,790,586,500.00
Edmentum Inc - First Lien Term Loan PIK	EDMENTUM_FLPK	\$58,864.64	Ca	10,000.00	\$588,646,400.00
Global Tel Link Corp - Second Lien Term Loan	GLBLTELLNK_SL	\$2,500,000.00	Caa2	6,500.00	\$16,250,000,000.00
Help Systems Holdings Inc - First Lien Initial Term Loan	HELPSYSTEM_FLT	\$8,887,499.98	B3	3,490.00	\$31,017,374,930.20
Jackson Hewitt Inc - Initial Term Loan	JCKSNHEWI_ITL	\$9,120,000.00	B2	2,720.00	\$24,806,400,000.00
Merrill Communications LLC - Initial Term Loan	MERILCOMN_NTL	\$10,799,493.15	B2	2,720.00	\$29,374,621,368.00
Novetta Solutions LLC - First Lien Initial Term Loan	NVSLTNLLC_FTL	\$5,628,750.00	Caa1	4,770.00	\$26,849,137,500.00
Novitex Acquisition LLC - Tranche B-2 Term Loan (First Lien)	NOVITEXIN_TB2	\$9,039,690.00	B3	3,490.00	\$31,548,518,100.00
Recorded Books Inc - First Lien Initial Term Loan	RECRDBKS_FLIT	\$8,697,558.14	***	***	***
Securus Technologies Holdings Inc - Second Lien Initial Term Loan	SECURUSTCH_SL	\$4,200,000.00	Caa2	6,500.00	\$27,300,000,000.00
SourceHOV LLC - First Lien Term B Loan	SOURCEHOV_TL	\$6,796,875.00	Caa1	4,770.00	\$32,421,093,750.00
SourceHOV LLC - Second Lien Term Loan	SRCEHOVLLC_SL	\$5,000,000.00	Caa3	8,070.00	\$40,350,000,000.00
Stratus Technologies Inc - Initial Term Loan	STRATSTCH_ITL	\$7,387,722.22	B2	2,720.00	\$20,094,604,438.40
Total Merchant Services Inc - Term Loan	TOTALMERCE_TL	\$9,286,250.00	B2	2,720.00	\$25,258,600,000.00
UniTek Global Services Inc - Holdco Subordinated Note Non-PIK	UNITEKGSI_HSN	\$142,822.00	B3	3,490.00	\$498,448,780.00
UniTek Global Services Inc - Holdco Subordinated Note PIK	UNITKGS_HSNPK	\$0.00	***	***	***
UniTek Global Services Inc - Second Out Tranche Advance	UNTKGLBL_SOTA	\$726,389.80	***	***	***
<b>Grand Total</b>		<b>\$154,524,008.76</b>			<b>\$594,014,169,455.20</b>

## Portfolio Assets: Section 5.1 (g)

---

Collateral		
Aggregate Principal Balance of Collateral Obligations (Excluding Defaults)	\$152,786,085.46	
Plus:		
Principal Proceeds	\$31,410,813.91	
Collateral Principal Amount		\$184,196,899.38
Plus:		
Market Value of Defaulted Obligations	\$1,310,689.61	
<b>Numerator</b>		<b>\$185,507,588.98</b>
<b>Aggregate Outstanding Amount Class A-1 Notes</b>		<b>\$40,795,062.57</b>
<b>Outcome:</b>		<b>454.7%</b>
<b>Requirement</b>		<b>&gt;= 100.0%</b>

---

# Moody's Counterparty Criteria: Aggregate Participation Interest with Selling Institutions Rated <= Aaa

Report Summary

Collateral Principal  
Amount Excl Def

\$184,196,899.38

Report Total

\$0.00

% of CPADef

0.0%

Requirement

<= 20.0%

PASS

*No records matched the report criteria or there is no data available.*

# Moody's Counterparty Criteria: Aggregate Participation Interest with Selling Institutions Rated <= Aa1

---

Report Summary

Collateral Principal  
Amount Excl Def

\$184,196,899.38

Report Total

\$0.00

% of CPADef

0.0%

Requirement

<= 20.0%

PASS

---

*No records matched the report criteria or there is no data available.*

# Moody's Counterparty Criteria: Aggregate Participation Interest with Selling Institutions Rated <= Aa2

---

Report Summary

Collateral Principal  
Amount Excl Def

\$184,196,899.38

Report Total

\$0.00

% of CPADef

0.0%

Requirement

<= 20.0%

PASS

---

*No records matched the report criteria or there is no data available.*

# Moody's Counterparty Criteria: Aggregate Participation Interest with Selling Institutions Rated <= Aa3

---

Report Summary

Collateral Principal  
Amount Excl Def

\$184,196,899.38

Report Total

\$0.00

% of CPADef

0.0%

Requirement

<= 20.0%

PASS

---

*No records matched the report criteria or there is no data available.*

# Moody's Counterparty Criteria: Aggregate Participation Interest with Selling Institutions Rated <= A1 and P1

Report Summary	Collateral Principal Amount Excl Def	Report Total	% of CPADef	Requirement	
	\$184,196,899.38	\$0.00	0.0%	<= 12.5%	PASS

*No records matched the report criteria or there is no data available.*

# Moody's Counterparty Criteria: Aggregate Participation Interest with Selling Institutions Rated <= A2

Report Summary	Collateral Principal Amount Excl Def	Report Total	% of CPADef	Requirement	
	\$184,196,899.38	\$0.00	0.0%	<= 0.0%	PASS

*No records matched the report criteria or there is no data available.*



# Moody's Counterparty Criteria: Aggregate Participation Interest with Selling Institutions Rated <= A2 and P1

Report Summary	Collateral Principal Amount Excl Def	Report Total	% of CPADef	Requirement	
	\$184,196,899.38	\$0.00	0.0%	<= 7.5%	PASS

*No records matched the report criteria or there is no data available.*

# Moody's Counterparty Criteria: Individual Participation Interest with Selling Institutions Rated <= Aaa

Report Summary	Collateral Principal Amount Excl Def	Report Total	% of CPADef	Requirement	
	\$184,196,899.38	\$0.00	0.0%	<= 20.0%	PASS

*No records matched the report criteria or there is no data available.*

# Moody's Counterparty Criteria: Individual Participation Interest with Selling Institutions Rated <= Aa1

Report Summary	Collateral Principal Amount Excl Def	Report Total	% of CPADef	Requirement	
	\$184,196,899.38	\$0.00	0.0%	<= 20.0%	PASS

*No records matched the report criteria or there is no data available.*

# Moody's Counterparty Criteria: Individual Participation Interest with Selling Institutions Rated <= Aa2

Report Summary

Collateral Principal  
Amount Excl Def

\$184,196,899.38

Report Total

\$0.00

% of CPADef

0.0%

Requirement

<= 20.0%

PASS

*No records matched the report criteria or there is no data available.*

# Moody's Counterparty Criteria: Individual Participation Interest with Selling Institutions Rated <= Aa3

Report Summary

Collateral Principal  
Amount Excl Def

\$184,196,899.38

Report Total

\$0.00

% of CPADef

0.0%

Requirement

<= 15.0%

PASS

*No records matched the report criteria or there is no data available.*

# Moody's Counterparty Criteria: Individual Participation Interest with Selling Institutions Rated <= A1 and P1

Report Summary	<b>Collateral Principal Amount Excl Def</b>	<b>Report Total</b>	<b>% of CPADef</b>	<b>Requirement</b>	
	\$184,196,899.38	\$0.00	0.0%	<= 10.0%	<b>PASS</b>

*No records matched the report criteria or there is no data available.*

# Moody's Counterparty Criteria: Individual Participation Interest with Selling Institutions Rated <= A2

Report Summary	Collateral Principal Amount Excl Def	Report Total	% of CPADef	Requirement	
	\$184,196,899.38	\$0.00	0.0%	<= 0.0%	PASS

*No records matched the report criteria or there is no data available.*

# Moody's Counterparty Criteria: Individual Participation Interest with Selling Institutions Rated <= A2 and P1

Report Summary	Collateral Principal Amount Excl Def	Report Total	% of CPADef	Requirement	
	\$184,196,899.38	\$0.00	0.0%	<= 5.0%	PASS

*No records matched the report criteria or there is no data available.*



# Portfolio Assets: Cashflow Summary

Security	Transaction Type	Security ID	Transaction Date	Transaction Amount	Account Balance
<b>TICC CLO 2012-1 LLC - Custodial Account</b>					
	Beginning Balance		05-Apr-2017	\$0.00	\$0.00
				<b>\$0.00</b>	
<b>TICC CLO 2012-1 LLC - Custodial Account Subtotal</b>					
<b>TICC CLO 2012-1 LLC - Expense Reserve Account</b>					
	Beginning Balance		05-Apr-2017	\$0.00	\$0.00
				<b>\$0.00</b>	
<b>TICC CLO 2012-1 LLC - Expense Reserve Account Subtotal</b>					
<b>TICC CLO 2012-1 LLC - Interest Collection Account</b>					
	Beginning Balance		05-Apr-2017	\$2,445,870.58	\$2,445,870.58
American Teleconferencing Services Ltd - Term Loan	LIBOR Interest	PREMRGLBSV_TL	07-Apr-2017	\$2,379.04	\$2,448,249.62
American Teleconferencing Services Ltd - Term Loan	LIBOR Interest	PREMRGLBSV_TL	07-Apr-2017	\$10,780.68	\$2,459,030.30
Birch Communications Inc - Term Loan	Process Receivable	BIRCHCOMM_TL	07-Apr-2017	\$226,079.65	\$2,685,109.95
BMC Software Finance Inc - Retired - Initial US Term Loan	LIBOR Interest	BMCSFTWRE_TL	12-Apr-2017	\$7,773.15	\$2,692,883.10
Birch Communications Inc - Term Loan	consent fee	BIRCHCOMM_TL	13-Apr-2017	\$53,469.40	\$2,746,352.50
Aricent Technologies - First Lien Initial Term Loan	LIBOR Interest	ARCNTTCHNL_TL	18-Apr-2017	\$33,864.14	\$2,780,216.64
Aricent Technologies - First Lien Initial Term Loan	LIBOR Interest	ARCNTTCHNL_TL	18-Apr-2017	\$11,029.39	\$2,791,246.03
Aricent Technologies - First Lien Initial Term Loan	LIBOR Interest	ARCNTTCHNL_TL	18-Apr-2017	\$1,909.63	\$2,793,155.66
Aricent Technologies - Second Lien Initial Term Loan	LIBOR Interest	ARCNTTCHN_STL	18-Apr-2017	\$32,326.39	\$2,825,482.05
PetSmart Inc - Retired - Tranche B-1 Loan	Delayed Compensation	PETSMAINC_TLB	21-Apr-2017	(\$2,098.44)	\$2,823,383.61
PetSmart Inc - Retired - Tranche B-1 Loan	Cost of Carry	PETSMAINC_TLB	21-Apr-2017	\$262.01	\$2,823,645.62
Capstone Logistics Acquisition Inc - First Lien Term Loan	LIBOR Interest	CAPSTONEL_TLB	24-Apr-2017	\$100.10	\$2,823,745.73
Capstone Logistics Acquisition Inc - First Lien Term Loan	LIBOR Interest	CAPSTONEL_TLB	28-Apr-2017	\$96,591.96	\$2,920,337.69
Edmentum Inc - First Lien Term Loan Non-PIK	Offset PIK	EDMNTM_FLTLNP	28-Apr-2017	(\$8,256.37)	\$2,912,081.32
Edmentum Inc - First Lien Term Loan Non-PIK	LIBOR Interest	EDMNTM_FLTLNP	28-Apr-2017	\$30,510.20	\$2,942,591.52
Edmentum Inc - First Lien Term Loan PIK	LIBOR Interest	EDMENTUM_FLPK	28-Apr-2017	\$1,066.92	\$2,943,658.44
Jackson Hewitt Inc - Initial Term Loan	LIBOR Interest	JCKSNHEWI_ITL	28-Apr-2017	\$180,870.80	\$3,124,529.25
Merrill Communications LLC - Initial Term Loan	LIBOR Interest	MERILCOMN_NTL	28-Apr-2017	\$164,552.84	\$3,289,082.09
US TelePacific Corp - Term Loan Advance	LIBOR Interest	USTELPCFC_TLB	28-Apr-2017	\$136,093.71	\$3,425,175.80
	Reinvestment Income		01-May-2017	\$163.93	\$3,425,339.73
AmeriLife Group LLC - First Lien Initial Term Loan	LIBOR Interest	AMERILIFE_FL	01-May-2017	\$41,742.60	\$3,467,082.33
	Immaterial Rounding Adjustment		02-May-2017	(\$0.15)	\$3,467,082.18
Global Tel Link Corp - First Lien Term Loan	ClearPar Subtrade Fee	GLBLTELLNK_FL	02-May-2017	(\$19.00)	\$3,467,063.18
Global Tel Link Corp - First Lien Term Loan	LIBOR Interest	GLBLTELLNK_FL	02-May-2017	\$51.54	\$3,467,114.72
Stratus Technologies Inc - Initial Term Loan	LIBOR Interest	STRATSTCH_ITL	02-May-2017	\$34,476.04	\$3,501,590.76
US TelePacific Corp - Term Loan Advance	LIBOR Interest	USTELPCFC_TLB	02-May-2017	\$6,216.77	\$3,507,807.53
				<b>\$6,216.77</b>	
<b>TICC CLO 2012-1 LLC - Interest Collection Account Subtotal</b>					
<b>\$3,507,807.53</b>					
<b>TICC CLO 2012-1 LLC - Payment Account</b>					
	Beginning Balance		05-Apr-2017	\$0.00	\$0.00
				<b>\$0.00</b>	
<b>TICC CLO 2012-1 LLC - Payment Account Subtotal</b>					
<b>TICC CLO 2012-1 LLC - Principal Collection Account</b>					
	Beginning Balance		05-Apr-2017	\$15,170,879.62	\$15,170,879.62
BMC Software Finance Inc - Retired - Initial US Term Loan	LIBOR Paydown	BMCSFTWRE_TL	12-Apr-2017	\$576,881.03	\$15,747,760.65
BMC Software Finance Inc - Retired - Initial US Term Loan	LIBOR Paydown	BMCSFTWRE_TL	12-Apr-2017	\$4,087,007.86	\$19,834,768.51
PetSmart Inc - Retired - Tranche B-1 Loan	Principal (Buy)	PETSMAINC_TLB	21-Apr-2017	(\$1,975,000.00)	\$17,859,768.51
PetSmart Inc - Retired - Tranche B-1 Loan	Upfront Fee (Sale)	PETSMAINC_TLB	21-Apr-2017	\$7,406.25	\$17,867,174.76
PetSmart Inc - Retired - Tranche B-1 Loan	Principal (Sale)	PETSMAINC_TLB	21-Apr-2017	\$1,975,000.00	\$19,842,174.76
Capstone Logistics Acquisition Inc - First Lien Term Loan	LIBOR Paydown	CAPSTONEL_TLB	24-Apr-2017	\$11,913.24	\$19,854,088.01

Security	Transaction Type	Security ID	Transaction Date	Transaction Amount	Account Balance
Edmentum Inc - First Lien Term Loan Non-PIK	LIBOR Paydown	EDMNTM_FLTLNP	28-Apr-2017	\$4,262.74	\$19,858,350.75
Global Tel Link Corp - First Lien Term Loan	Principal (Sale)	GLBLTELLNK_FL	28-Apr-2017	\$1,977,550.73	\$21,835,901.48
Jackson Hewitt Inc - Initial Term Loan	LIBOR Paydown	JCKSNHEWI_ITL	28-Apr-2017	\$190,000.00	\$22,025,901.48
Merrill Communications LLC - Initial Term Loan	LIBOR Paydown	MERILCOMN_NTL	28-Apr-2017	\$27,479.63	\$22,053,381.10
AmeriLife Group LLC - First Lien Initial Term Loan	Unscheduled LIBOR Paydown	AMERILIFE_FL	01-May-2017	\$32,273.24	\$22,085,654.34
US TelePacific Corp - Term Loan Advance	Unscheduled LIBOR Paydown	USTELPCFC_TLB	02-May-2017	\$9,325,159.57	\$31,410,813.91
<b>TICC CLO 2012-1 LLC - Principal Collection Account Subtotal</b>				<b>\$31,410,813.91</b>	
<b>TICC CLO 2012-1 LLC - Ramp-Up Account</b>					
	Beginning Balance		05-Apr-2017	\$0.00	\$0.00
<b>TICC CLO 2012-1 LLC - Ramp-Up Account Subtotal</b>				<b>\$0.00</b>	
<b>TICC CLO 2012-1 LLC - Revolver Funding Account</b>					
	Beginning Balance		05-Apr-2017	\$0.00	\$0.00
<b>TICC CLO 2012-1 LLC - Revolver Funding Account Subtotal</b>				<b>\$0.00</b>	
<b>TICC CLO 2012-1 LLC - Supplemental Expense Reserve Account</b>					
	Beginning Balance		05-Apr-2017	\$123,902.83	\$123,902.83
	Reinvestment Income		01-May-2017	\$0.84	\$123,903.67
<b>TICC CLO 2012-1 LLC - Supplemental Expense Reserve Account Subtotal</b>				<b>\$123,903.67</b>	

## TICC CLO 2012-1 LLC

SP Monitor as of 5/2/2017

Rated Class	Rated Par Balance	Initial Rating	Shadow	Scenario Default Rate	CurrentBreakEven	CDO Monitor Test Results
A-1	\$176,000,000	AAA		33.46%	74.83%	PASS
B-1	\$ 20,000,000	AA		30.71%	74.77%	PASS
C-1	\$ 23,000,000	A		29.02%	69.45%	PASS
D-1	\$ 21,000,000	BBB		24.85%	59.45%	PASS

## TICC CLO 2012-1 LLC

The Notes may be beneficially owned only by Persons that (a) (i) are Qualified Purchasers who are not U.S. persons (within the meaning of Regulation S under the United States Securities Act of 1933, as amended) and are purchasing their beneficial interest in an offshore transaction (as defined in Regulation S) or (ii) are Qualified Institutional Buyers or Institutional Accredited Investors and, in either case, are Qualified Purchasers and (b) can make the representations set forth in Section 2.5 of the Indenture or the appropriate Exhibit to the Indenture. Beneficial ownership interests in the Rule 144A Global Secured Notes may be transferred only to a Person that is both a Qualified Institutional Buyer and a Qualified Purchaser and that can make the representations referred to in clause (b) of the preceding sentence. The Issuer has the right to compel any beneficial owner of an interest in Rule 144A Global Secured Notes that does not meet the qualifications set forth in the preceding sentence to sell its interest in such Notes, or may sell such interest on behalf of such owner, pursuant to Section 2.11.

Each holder receiving this report agrees to keep all non-public information herein confidential and not to use such information for any purpose other than its evaluation of its investment in the Notes; *provided* that any holder may provide such information on a confidential basis to any prospective purchaser of such holder's Notes that is permitted by the terms of the Indenture to acquire such holder's Notes and that agrees to keep such information confidential in accordance with the terms of the Indenture.

-----

“The Investment Company Act of 1940, as amended (the “1940 Act”), requires that all holders of the outstanding securities of the Issuer be “Qualified Purchasers” (“QualifiedPurchasers”) as defined in Section 2(a)(51)(A) of the 1940 Act and related rules. Under the rules, the Issuer must have a “reasonable belief” that all holders of its outstanding securities, including transferees, are Qualified Purchasers. Consequently, all sales and resales of the Notes must be made solely to purchasers that are Qualified Purchasers. Each purchaser of a Note will be deemed to represent at the time of purchase that: (i) the purchaser is a Qualified Purchaser who is (x) an Institutional Accredited Investor (“IAI”) within the meaning of Rule 501(a)(1), (2), (3) or (7) under the Securities Act of 1933, as amended (the “Securities Act”), (y) a qualified institutional buyer as defined in Rule 144A under the Securities Act (“QIB”) or (z) in the case of Secured Notes only, not a “U.S. person” as defined in Regulation S and is acquiring the Notes in an offshore transaction (as defined in Regulation S) in reliance on the exemption from registration provided by Regulation S; (ii) the purchaser is acting for its own account or the account of another Qualified Purchaser who is a QIB, IAI or, in the case of the Secured Notes only, not a U.S. Person (as defined in Regulation S) (as applicable); (iii) the purchaser is not formed for the purpose of investing in Issuer; (iv) the purchaser, and each account for which it is purchasing, will hold and transfer at least the minimum denominations of the Notes specified in the Indenture; (v) the purchaser understands that the Issuer may receive a list of participants holding positions in securities from one or more book-entry depositories; and (vi) the purchaser will provide written notice of the foregoing, and of any applicable restrictions on transfer, to any subsequent transferees. The Notes may only be transferred to another Qualified Purchaser who is also a QIB, IAI or, in the case of the Secured Notes only, not a U.S. Person (as defined in Regulation S) (as applicable) and all subsequent transferees are deemed to have made representations (i) through (vi) above.”

“The Issuer directs that the recipient of this notice, and any recipient of a copy of this notice, provide a copy to any Person having an interest in this Note as indicated on the books of DTC or on the books of a participant in DTC or on the books of an indirect participant for which such participant in DTC acts as agent.”