

April 16, 2014

The Bank of New York Mellon Trust Company, N.A.
601 Travis, 16th Floor
Houston, TX 77002
Attn: Steven Listi

Moody's Investor Service
7 World Trade Center
New York, NY 10007
Attn: CBO/CLO Monitoring

TICC Capital Corp
8 Sound Shore Drive, Suite 255
Greenwich, CT 06830
Attn: Patrick F. Conroy

Standard and Poors
55 Water Street, 41st Floor
New York, NY 10041-0003
Attn: Asset Backed-CBO/CLO Surveillance

Guggenheim Securities
135 East 57th Street, 7th Floor
New York, NY 10022
Attn: Paul M. Friedman

RE: Monthly Report Dated April 2, 2014


Dear Colleagues:

Pursuant to Section 10.7(a) of the TICC CLO 2012-1 LLC, Indenture, dated as of August 23, 2012, enclosed please find the Monthly Report for the period from and including **March 5, 2014** to and including **April 2, 2014**.

Sincerely,

TICC CLO 2012-1 LLC,

By: TICC Capital Corp. as Collateral Manager



Saul Rosenthal
President

Issuer Order

The Bank of New York Mellon Trust Company,
National Association
601 Travis Street,
17th Floor
Houston, TX 77002
Attention: Global Corporate Trust – TICC CLO 2012-1 LLC

Re: The risk retention letter, dated as of April 16, 2014 (the "Retention Letter"), from TICC Capital Corp. (the "Retention Provider") to Guggenheim Securities, LLC and TICC CLO 2012-1 LLC

The Issuer hereby directs The Bank of New York Mellon Trust Company, National Association (the "Trustee") to post to its internet website initially located at gctinvestorreporting@bnymellon.com, the Article 122a Certification completed by the Collateral Manager and attached hereto as Annex A, along with the Monthly Report or the Distribution Report, as applicable. The Issuer acknowledges that by the posting of the Article 122a Certification, the Trustee does not make any representation as to the accuracy of the statements contained therein.

TICC CLO 2012-1 LLC,
as Issuer

By: TICC Capital Corp., its designated manager


By: 
Name: Saul Rosenthal
Title: President

Exhibit I

Article 122a Certification

April 16, 2014

The Bank of New York Mellon Trust Company,
National Association
601 Travis Street,
17th Floor
Houston, TX 77002
Attention: Global Corp Trust – TICC CLO 2012-1 LLC

TICC CLO 2012-1 LLC
8 Sound Shore Drive
Suite 255
Greenwich, CT 06830
Attention: Saul Rosenthal

Re: The risk retention letter, dated as of April 16, 2014 (the “Retention Letter”), from TICC Capital Corp. (the “Retention Provider”) to Guggenheim Securities, LLC and TICC CLO 2012-1 LLC


Ladies and Gentlemen,

In accordance with the Retention Letter, the Retention Provider hereby [confirms] / [does not confirm], its ongoing direct holding of a retained net economic interest in the transaction in the form of holding a minimum principal amount of Subordinated Notes required by Article 122a and that such retained net economic interest in the Subordinated Notes is not subject to any credit risk mitigation, any short positions or any other hedge (in each case, to the extent not permitted by Article 122a). By the posting of this Article 122a Certification, the Trustee makes no representation as to the accuracy of the statements contained herein and has not independently verified the accuracy of such statements.

Very Truly Yours,

TICC Capital Corp.

By:


Name: Saul Rosenthal
Title: President

TICC CLO 2012-1 LLC

The Notes may be beneficially owned only by Persons that (a) (i) are Qualified Purchasers who are not U.S. persons (within the meaning of Regulation S under the United States Securities Act of 1933, as amended) and are purchasing their beneficial interest in an offshore transaction (as defined in Regulation S) or (ii) are Qualified Institutional Buyers or Institutional Accredited Investors and, in either case, are Qualified Purchasers and (b) can make the representations set forth in Section 2.5 of the Indenture or the appropriate Exhibit to the Indenture. Beneficial ownership interests in the Rule 144A Global Secured Notes may be transferred only to a Person that is both a Qualified Institutional Buyer and a Qualified Purchaser and that can make the representations referred to in clause (b) of the preceding sentence. The Issuer has the right to compel any beneficial owner of an interest in Rule 144A Global Secured Notes that does not meet the qualifications set forth in the preceding sentence to sell its interest in such Notes, or may sell such interest on behalf of such owner, pursuant to Section 2.11.

Each holder receiving this report agrees to keep all non-public information herein confidential and not to use such information for any purpose other than its evaluation of its investment in the Notes; *provided* that any holder may provide such information on a confidential basis to any prospective purchaser of such holder's Notes that is permitted by the terms of the Indenture to acquire such holder's Notes and that agrees to keep such information confidential in accordance with the terms of the Indenture.

"The Investment Company Act of 1940, as amended (the "1940 Act"), requires that all holders of the outstanding securities of the Issuer be "Qualified Purchasers" ("Qualified Purchasers") as defined in Section 2(a)(51)(A) of the 1940 Act and related rules. Under the rules, the Issuer must have a "reasonable belief" that all holders of its outstanding securities, including transferees, are Qualified Purchasers. Consequently, all sales and resales of the Notes must be made solely to purchasers that are Qualified Purchasers. Each purchaser of a Note will be deemed to represent at the time of purchase that: (i) the purchaser is a Qualified Purchaser who is (x) an Institutional Accredited Investor ("IAI") within the meaning of Rule 501(a)(1), (2), (3) or (7) under the Securities Act of 1933, as amended (the "Securities Act"), (y) a qualified institutional buyer as defined in Rule 144A under the Securities Act ("QIB") or (z) in the case of Secured Notes only, not a "U.S. person" as defined in Regulation S and is acquiring the Notes in an offshore transaction (as defined in Regulation S) in reliance on the exemption from registration provided by Regulation S; (ii) the purchaser is acting for its own account or the account of another Qualified Purchaser who is a QIB, IAI or, in the case of the Secured Notes only, not a U.S. Person (as defined in Regulation S) (as applicable); (iii) the purchaser is not formed for the purpose of investing in Issuer; (iv) the purchaser, and each account for which it is purchasing, will hold and transfer at least the minimum denominations of the Notes specified in the Indenture; (v) the purchaser understands that the Issuer may receive a list of participants holding positions in securities from one or more book-entry depositories; and (vi) the purchaser will provide written notice of the foregoing, and of any applicable restrictions on transfer, to any subsequent transferees. The Notes may only be transferred to another Qualified Purchaser who is also a QIB, IAI or, in the case of the Secured Notes only, not a U.S. Person (as defined in Regulation S) (as applicable) and all subsequent transferees are deemed to have made representations (i) through (vi) above."

"The Issuer directs that the recipient of this notice, and any recipient of a copy of this notice, provide a copy to any Person having an interest in this Note as indicated on the books of DTC or on the books of a participant in DTC or on the books of an indirect participant for which such participant in DTC acts as agent."

TICC CLO 2012-1 LLC

As Of 02-Apr-2014 Scenario : Initial

Table Of Contents

(1) Portfolio Assets: Requirements Summary	1
(2) Portfolio Assets: Asset Information	5
(3) Portfolio Assets: Notes Information	7
(4) Portfolio Assets: Account Balances	8
(5) Portfolio Assets: Purchase & Sale Activity	9
(6) Class A/B Overcollateralization Ratio Test	11
(7) Class C-1 Overcollateralization Ratio Test	12
(8) Class D-1 Overcollateralization Ratio Test	13
(9) Class A/B Interest Coverage Test	14
(10) Class C-1 Interest Coverage Test	16
(11) Class D-1 Interest Coverage Test	18
(12) Interest Diversion Test	20
(13) Portfolio Assets: Principal Financed Accrued Interest	21
(14) Maximum Moody's Weighted Average Rating Factor Test	22
(15) Minimum Weighted Average Spread Test	24
(16) Minimum Weighted Average Coupon Test	27
(17) Portfolio Assets: Weighted Average Spread - S&P CDO Monitor	28
(18) Minimum Weighted Average Moody's Recovery Rate Test	30
(19) Minimum Weighted Average S&P Recovery Rate Test	32
(20) Minimum Weighted Average S&P Recovery Rate Test - Class A-1	33
(21) Minimum Weighted Average S&P Recovery Rate Test - Class B-1	36
(22) Minimum Weighted Average S&P Recovery Rate Test - Class C-1	38
(23) Minimum Weighted Average S&P Recovery Rate Test - Class D-1	40
(24) Moody's Diversity Test	42
(25) Weighted Average Life Test	45
(26) Interest Coverage Detail	61
(27) Concentration Limitation: (i) Senior Secured Loans, Second Lien Loans, Cash and Eligible Investments	65

TICC CLO 2012-1 LLC

As Of 02-Apr-2014 Scenario : Initial

Table Of Contents (Continued)

(28) Concentration Limitation: (ii) Second Lien Loans	67
(29) Concentration Limitation: (iii) Bonds	68
(30) Concentration Limitation: (iv) Seventh highest Obligor	69
(31) Concentration Limitation: (iv) Fourth highest Obligor	70
(32) Concentration Limitation: (iv) Highest Obligor	71
(33) Concentration Limitation: (iv) Top Ten Obligors and Obligor Ratings at purchase	72
(34) Concentration Limitation: (v) Highest Obligor having Moody's Rating based on credit estimates and/or private ratings, per clause (a)	77
(35) Concentration Limitation: (vi) Moody's Default Probability Rating of "Caa1" or below (other than a Defaulted Obligation)	78
(36) Concentration Limitation: (vii) S&P Rating of "CCC+" or below (other than a Defaulted Obligation)	79
(37) Concentration Limitation: (viii) Fixed Rate Obligations	80
(38) Concentration Limitation: (ix) Unsecured Loans or Subordinate Loans	81
(39) Concentration Limitation: (x) Collateral Obligations that have a portion that may be convertible into or exchangeable for an Equity Security	82
(40) Concentration Limitation: (xi) DIP Collateral Obligations	83
(41) Concentration Limitation: (xii) Delayed Drawdown Collateral Obligations or Revolving Collateral Obligations	84
(42) Concentration Limitation: (xii) Revolving Collateral Obligations	85
(43) Concentration Limitation: (xiii) Participation Interests	86
(44) Concentration Limitation: (xiv) Third Party Credit Exposure	87
(45) Concentration Limitation: (xiv) Third Party Credit Exposure - Aggregate Limit (S&P: A)	88
(46) Concentration Limitation: (xiv) Third Party Credit Exposure - Aggregate Limit (S&P: A+)	89
(47) Concentration Limitation: (xiv) Third Party Credit Exposure - Aggregate Limit (S&P: AA)	90
(48) Concentration Limitation: (xiv) Third Party Credit Exposure - Aggregate Limit (S&P: AA-)	91
(49) Concentration Limitation: (xiv) Third Party Credit Exposure - Aggregate Limit (S&P: AA+)	92
(50) Concentration Limitation: (xiv) Third Party Credit Exposure - Aggregate Limit (S&P: AAA)	93
(51) Concentration Limitation: (xiv) Third Party Credit Exposure - Individual Limit (S&P: A)	94
(52) Concentration Limitation: (xiv) Third Party Credit Exposure - Individual Limit (S&P: A+)	95
(53) Concentration Limitation: (xiv) Third Party Credit Exposure - Individual Limit (S&P: AA)	96

TICC CLO 2012-1 LLC

As Of 02-Apr-2014 Scenario : Initial

Table Of Contents (Continued)

(54) Concentration Limitation: (xiv) Third Party Credit Exposure - Individual Limit (S&P: AA-)	97
(55) Concentration Limitation: (xiv) Third Party Credit Exposure - Individual Limit (S&P: AA+)	98
(56) Concentration Limitation: (xiv) Third Party Credit Exposure - Individual Limit (S&P: AAA)	99
(57) Concentration Limitation: (xv) S&P Rating Derived from a Moody's Rating per Clause (iii)(a)	100
(58) Concentration Limitation: (xvi) S&P Rating based on credit estimates per Clause (iii)(b)	101
(59) Concentration Limitation: (xvii) Moody's Rating Per Clauses (e)(i)(A) or (e)(i)(B)	102
(60) Concentration Limitation: (xviii) Domiciled outside the United States	103
(61) Concentration Limitation: (xix) Domiciled in all Tax Jurisdictions in the aggregate	104
(62) Concentration Limitation: (xx) Fourth highest S&P Industry Classification	105
(63) Concentration Limitation: (xx)(x) Highest S&P Industry Classification	106
(64) Concentration Limitation: (xx)(y) Third highest S&P Industry Classification	107
(65) Concentration Limitation: (xxi) Fourth highest Moody's Industry Classification	108
(66) Concentration Limitation: (xxi)(x) Highest Moody's Industry Classification	109
(67) Concentration Limitation: (xxi)(y) Third highest Moody's Industry Classification	110
(68) Concentration Limitation: (xxii) Collateral Obligations that pay interest at least annually, but less frequently than quarterly	111
(69) Concentration Limitation: (xxiii) Cov-Lite Loans	112
(70) Concentration Limitation: (xxiv) Long Dated Obligations	113
(71) Concentration Limitation: (xxv) Middle Market Loans	114
(72) Concentration Limitation: (xxvi) Collateral Obligations with indicative pricing from one or more Approved Third Party Pricing Services	115
(73) Portfolio Assets: Highest Haircut Amount for OC Test	117
(74) Portfolio Assets: Defaulted Obligation Detail	118
(75) Portfolio Assets: Excess CCC/Caa Adjustment Amount	119
(76) Portfolio Assets: Discounted Obligations Trade Level	120
(77) Portfolio Assets: Discounted Obligations (z) Purchased at less than 75% per clause (y)	121
(78) Portfolio Assets: Discounted Obligations (z) Purchased per clause (y)	122
(79) Portfolio Assets: Discounted Obligations (z) Purchased per clause (y) since Closing Date	123

TICC CLO 2012-1 LLC

As Of 02-Apr-2014 Scenario : Initial

Table Of Contents (Continued)

(80) Portfolio Assets: Rating Information	124
(81) Portfolio Assets: Moody's Default Probability Rating Information	126
(82) Portfolio Assets: Moody's Rating Information	128
(83) Portfolio Assets: Moody's Derived Rating Per Clause (e)(i)(C)(ii)	130
(84) Portfolio Assets: Industry Information	131
(85) Portfolio Assets: Moody's Industry Information	133
(86) Portfolio Assets: S&P Industry Information	136
(87) Portfolio Assets: Affiliated Issuers	139
(88) Portfolio Assets: Country Information	143
(89) Portfolio Assets: Discretionary Reason For Sale	145
(90) Portfolio Assets: Moody's Rating via RiskCalc Application	146
(91) Portfolio Assets: S&P Rating Information	147
(92) Portfolio Assets: Weighted Average Rating Factor	149
(93) Portfolio Assets: Section 5.1 (g)	151
(94) Moody's Counterparty Criteria: Aggregate Participation Interest with Selling Institutions Rated <= Aaa	152
(95) Moody's Counterparty Criteria: Aggregate Participation Interest with Selling Institutions Rated <= Aa1	153
(96) Moody's Counterparty Criteria: Aggregate Participation Interest with Selling Institutions Rated <= Aa2	154
(97) Moody's Counterparty Criteria: Aggregate Participation Interest with Selling Institutions Rated <= Aa3	155
(98) Moody's Counterparty Criteria: Aggregate Participation Interest with Selling Institutions Rated <= A1 and P1	156
(99) Moody's Counterparty Criteria: Aggregate Participation Interest with Selling Institutions Rated <= A2	157
(100) Moody's Counterparty Criteria: Aggregate Participation Interest with Selling Institutions Rated <= A2 and P1	158
(101) Moody's Counterparty Criteria: Individual Participation Interest with Selling Institutions Rated <= Aaa	159
(102) Moody's Counterparty Criteria: Individual Participation Interest with Selling Institutions Rated <= Aa1	160
(103) Moody's Counterparty Criteria: Individual Participation Interest with Selling Institutions Rated <= Aa2	161
(104) Moody's Counterparty Criteria: Individual Participation Interest with Selling Institutions Rated <= Aa3	162
(105) Moody's Counterparty Criteria: Individual Participation Interest with Selling Institutions Rated <= A1 and P1	163
(106) Moody's Counterparty Criteria: Individual Participation Interest with Selling Institutions Rated <= A2	164

TICC CLO 2012-1 LLC

As Of 02-Apr-2014 Scenario : Initial

Table Of Contents (Continued)

(107) Moody's Counterparty Criteria: Individual Participation Interest with Selling Institutions Rated <= A2 and P1	165
(108) Portfolio Assets: Cashflow Summary	166

Total Number of Pages: 168

Portfolio Assets: Requirements Summary

Requirements Summary

	Outcome	Requirement	Result
Collateral Quality			
Maximum Moody's Weighted Average Rating Factor Test	3345	<=3525	PASS
Minimum Weighted Average Coupon Test	0.00%	>=7.00%	N/A
Minimum Weighted Average Moody's Recovery Rate Test	46.8%	>= 41.00%	PASS
Minimum Weighted Average S&P Recovery Rate Test			PASS
Minimum Weighted Average S&P Recovery Rate Test - Class A-1	35.4%	>= 32.00%	PASS
Minimum Weighted Average S&P Recovery Rate Test - Class B-1	43.5%	>= 39.00%	PASS
Minimum Weighted Average S&P Recovery Rate Test - Class C-1	48.7%	>= 44.25%	PASS
Minimum Weighted Average S&P Recovery Rate Test - Class D-1	54.6%	>= 46.50%	PASS
Minimum Weighted Average Spread Test	6.28%	>=6.25%	PASS
Moody's Diversity Test	26	>=25	PASS
Weighted Average Life Test	4.57	<=7	PASS
Concentration Limitation			
Concentration Limitation: (i) Senior Secured Loans, Second Lien Loans, Cash and Eligible Investments	100.0%	>= 90.0%	PASS
Concentration Limitation: (ii) Second Lien Loans	13.4%	<= 15.0%	PASS
Concentration Limitation: (iii) Bonds	0.0%	<= 10.0%	PASS
Concentration Limitation: (iv) Fourth highest Obligor	3.2%	<= 3.5%	PASS
Concentration Limitation: (iv) Highest Obligor	3.8%	<= 4.0%	PASS
Concentration Limitation: (iv) Seventh highest Obligor	3.0%	<= 3.0%	PASS
Concentration Limitation: (ix) Unsecured Loans or Subordinate Loans	0.0%	<= 5.0%	PASS
Concentration Limitation: (v) Highest Obligor having Moody's Rating based on credit estimates and/or private ratings, per clause (a)	3.0%	<= 3.0%	PASS
Concentration Limitation: (vi) Moody's Default Probability Rating of "Caa1" or below (other than a Defaulted Obligation)	15.6%	<= 20.0%	PASS
Concentration Limitation: (vii) S&P Rating of "CCC+" or below (other than a Defaulted Obligation)	0.9%	<= 12.5%	PASS
Concentration Limitation: (viii) Fixed Rate Obligations	0.0%	<= 5.0%	PASS

Asset Information

Defaulted Obligations \$4,859,303.62

Liability Information

Tranche	Commitment	Outstanding
Class A-1 Notes	\$176,000,000.00	\$176,000,000.00
Class B-1 Notes	\$20,000,000.00	\$20,000,000.00
Class C-1 Notes	\$23,000,000.00	\$23,000,000.00
Class C-1 Notes Deferred Interest	\$0.00	\$0.00
Class D-1 Notes	\$21,000,000.00	\$21,000,000.00
Class D-1 Notes Deferred Interest	\$0.00	\$0.00
Subordinated Notes	\$80,000,000.00	\$80,000,000.00
	\$320,000,000.00	\$320,000,000.00

* Deferred Interests or Participating Payments are excluded from totals

Portfolio Assets: Requirements Summary

Outcome Requirement Result

Concentration Limitation

Concentration Limitation: (x) Collateral Obligations that have a portion that may be convertible into or exchangeable for an Equity Security	0.0%	<= 10.0%	PASS
Concentration Limitation: (xi) DIP Collateral Obligations	0.0%	<= 5.0%	PASS
Concentration Limitation: (xii) Delayed Drawdown Collateral Obligations or Revolving Collateral Obligations	0.5%	<= 10.0%	PASS
Concentration Limitation: (xii) Revolving Collateral Obligations	0.0%	<= 3.0%	PASS
Concentration Limitation: (xiii) Participation Interests	0.0%	<= 20.0%	PASS
Concentration Limitation: (xiv) Third Party Credit Exposure	0.0%	<= 20.0%	PASS
Concentration Limitation: (xiv) Third Party Credit Exposure - Aggregate Limit (S&P: A)	0.0%	<= 5.0%	PASS
Concentration Limitation: (xiv) Third Party Credit Exposure - Aggregate Limit (S&P: A+)	0.0%	<= 5.0%	PASS
Concentration Limitation: (xiv) Third Party Credit Exposure - Aggregate Limit (S&P: AA)	0.0%	<= 10.0%	PASS
Concentration Limitation: (xiv) Third Party Credit Exposure - Aggregate Limit (S&P: AA+)	0.0%	<= 10.0%	PASS
Concentration Limitation: (xiv) Third Party Credit Exposure - Aggregate Limit (S&P: AA-)	0.0%	<= 10.0%	PASS
Concentration Limitation: (xiv) Third Party Credit Exposure - Aggregate Limit (S&P: AAA)	0.0%	<= 20.0%	PASS
Concentration Limitation: (xiv) Third Party Credit Exposure - Individual Limit (S&P: A):	0.0%	<= 5.0%	PASS
Concentration Limitation: (xiv) Third Party Credit Exposure - Individual Limit (S&P: A+):	0.0%	<= 5.0%	PASS
Concentration Limitation: (xiv) Third Party Credit Exposure - Individual Limit (S&P: AA):	0.0%	<= 10.0%	PASS
Concentration Limitation: (xiv) Third Party Credit Exposure - Individual Limit (S&P: AA+):	0.0%	<= 10.0%	PASS
Concentration Limitation: (xiv) Third Party Credit Exposure - Individual Limit (S&P: AA-):	0.0%	<= 10.0%	PASS
Concentration Limitation: (xiv) Third Party Credit Exposure - Individual Limit (S&P: AAA):	0.0%	<= 20.0%	PASS
Concentration Limitation: (xix) Domiciled in all Tax Jurisdictions in the aggregate	0.0%	<= 2.5%	PASS
Concentration Limitation: (xv) S&P Rating Derived from a Moody's Rating per Clause (iii)(a)	0.0%	<= 10.0%	PASS
Concentration Limitation: (xvi) S&P Rating based on credit estimates per Clause (iii)(b)	7.9%	<= 20.0%	PASS
Concentration Limitation: (xvii) Moody's Rating Per Clauses (e)(i)(A) or (e)(i)(B)	0.0%	<= 10.0%	PASS

Portfolio Assets: Requirements Summary

	Outcome	Requirement	Result
Concentration Limitation			
Concentration Limitation: (xviii) Domiciled outside the United States	2.3%	<= 5.0%	PASS
Concentration Limitation: (xx) Fourth highest S&P Industry Classification	9.7%	<= 15.0%	PASS
Concentration Limitation: (xx)(x) Highest S&P Industry Classification	15.2%	<= 20.0%	PASS
Concentration Limitation: (xx)(y) Third highest S&P Industry Classification	10.1%	<= 17.5%	PASS
Concentration Limitation: (xxi) Fourth highest Moody's Industry Classification	9.7%	<= 15.0%	PASS
Concentration Limitation: (xxi)(x) Highest Moody's Industry Classification	14.6%	<= 20.0%	PASS
Concentration Limitation: (xxi)(y) Third highest Moody's Industry Classification	10.1%	<= 17.5%	PASS
Concentration Limitation: (xxii) Collateral Obligations that pay interest at least annually, but less frequently than quarterly	0.0%	<= 10.0%	PASS
Concentration Limitation: (xxiii) Cov-Lite Loans	9.8%	<= 10.0%	PASS
Concentration Limitation: (xxiv) Long Dated Obligations	0.0%	<= 0.0%	PASS
Concentration Limitation: (xxv) Middle Market Loans	0.0%	<= 25.0%	PASS
Concentration Limitation: (xxvi) Collateral Obligations with indicative pricing from one or more Approved Third Party Pricing Services	100.0%	>= 90.0%	PASS
Counterparty Criteria			
Moody's Counterparty Criteria: Aggregate Participation Interest with Selling Institutions Rated <= A1 and P1	0.0%	<= 12.5%	PASS
Moody's Counterparty Criteria: Aggregate Participation Interest with Selling Institutions Rated <= A2	0.0%	<= 0.0%	PASS
Moody's Counterparty Criteria: Aggregate Participation Interest with Selling Institutions Rated <= A2 and P1	0.0%	<= 7.5%	PASS
Moody's Counterparty Criteria: Aggregate Participation Interest with Selling Institutions Rated <= Aa1	0.0%	<= 20.0%	PASS
Moody's Counterparty Criteria: Aggregate Participation Interest with Selling Institutions Rated <= Aa2	0.0%	<= 20.0%	PASS
Moody's Counterparty Criteria: Aggregate Participation Interest with Selling Institutions Rated <= Aa3	0.0%	<= 20.0%	PASS
Moody's Counterparty Criteria: Aggregate Participation Interest with Selling Institutions Rated <= Aaa	0.0%	<= 20.0%	PASS

Portfolio Assets: Requirements Summary

	Outcome	Requirement	Result
Counterparty Criteria			
Moody's Counterparty Criteria: Individual Participation Interest with Selling Institutions Rated <= A1 and P1:	0.0%	<= 10.0%	PASS
Moody's Counterparty Criteria: Individual Participation Interest with Selling Institutions Rated <= A2:	0.0%	<= 0.0%	PASS
Moody's Counterparty Criteria: Individual Participation Interest with Selling Institutions Rated <= A2 and P1:	0.0%	<= 5.0%	PASS
Moody's Counterparty Criteria: Individual Participation Interest with Selling Institutions Rated <= Aa1:	0.0%	<= 20.0%	PASS
Moody's Counterparty Criteria: Individual Participation Interest with Selling Institutions Rated <= Aa2:	0.0%	<= 20.0%	PASS
Moody's Counterparty Criteria: Individual Participation Interest with Selling Institutions Rated <= Aa3:	0.0%	<= 15.0%	PASS
Moody's Counterparty Criteria: Individual Participation Interest with Selling Institutions Rated <= Aaa:	0.0%	<= 20.0%	PASS
Coverage			
Class A/B Interest Coverage Test	469.91%	>= 160.00%	PASS
Class A/B Overcollateralization Ratio Test	163.08%	>= 152.50%	PASS
Class C-1 Interest Coverage Test	369.90%	>= 140.00%	PASS
Class C-1 Overcollateralization Ratio Test	145.96%	>= 136.50%	PASS
Class D-1 Interest Coverage Test	299.92%	>= 120.00%	PASS
Class D-1 Overcollateralization Ratio Test	133.19%	>= 126.00%	PASS
Interest Diversion Test	133.19%	>= 126.00%	PASS
Summary			
Portfolio Assets: Discounted Obligations (z) Purchased at less than 75% per clause (y)	0.00%	<= 2.50%	PASS
Portfolio Assets: Discounted Obligations (z) Purchased per clause (y)	0.00%	<= 5.00%	PASS
Portfolio Assets: Discounted Obligations (z) Purchased per clause (y) since Closing Date	0.00%	<= 10.00%	PASS
Portfolio Assets: Discretionary Reason For Sale	7.78%	<= 20.00%	PASS
Portfolio Assets: Moody's Derived Rating Per Clause (e)(i)(C)(ii)	0.00%	<= 5.00%	PASS
Portfolio Assets: Moody's Rating via RiskCalc Application	\$0.00	\$64,609,465.34	PASS

Portfolio Assets: Asset Information

Total Number of Assets

56

Total Number of Equity

0

Security	Asset ID	Security Type	Par Amount	Principal Balance	Moody's Rating	Moody's DP Rating	S&P Rating	All-In Rate	Index Spread	Maturity Date	% CPA
ABB Con-Cise Optical Group LLC - Term B-1 Loan	ABBCONCSE_TB1	Term Loan	\$6,600,000.00	\$6,600,000.00	B2	B2	B	4.5000%	3.5000%	06-Feb-2019	2.0430%
Arslone Acquisition LLC - First Lien Tranche B Term Loan	ARSLOANE_TRB	Term Loan	\$9,552,000.00	\$9,552,000.00	B1	B2	B+	7.5000%	6.2500%	01-Oct-2019	2.9568%
Ascensus Inc - First Lien Initial Term Loan	ASCENSUS_FL	Term Loan	\$4,488,750.00	\$4,488,750.00	B1	B2	B	5.0000%	4.0000%	02-Dec-2019	1.3895%
ASP HHI Acquisition Co Inc - Additional Term Loan	ASPHHIACQ_RTL	Term Loan	\$4,012,881.40	\$4,012,881.40	B2	B2	B+	5.0000%	3.7500%	05-Oct-2018	1.2422%
Attachmate Corporation - First Lien Term Loan	ATTCHMTE_FL	Term Loan	\$5,089,179.91	\$5,089,179.91	B1	B2	B	7.2500%	5.7500%	22-Nov-2017	1.5754%
Attachmate Corporation - Second Lien Term Loan	ATCHMTECRP_SL	Term Loan	\$7,000,000.00	\$7,000,000.00	B2	B2	B	11.0000%	9.5000%	22-Nov-2018	2.1669%
Compucom Systems Inc - Term Loan	COMPUCOMSY_TL	Term Loan	\$6,947,500.00	\$6,947,500.00	B1	B2	B	4.2500%	3.2500%	11-May-2020	2.1506%
CRCI Holdings Inc - Delayed Draw Term Loan	CRCHOLDG_DDTL	Delayed Draw Security	\$1,687,500.00	\$1,687,500.00	B3	B3	***	1.2500%	4.0000%	10-Jul-2019	0.5224%
CRCI Holdings Inc - Dollar Term Loan	CRCIHLDG_USTL	Term Loan	\$5,783,437.50	\$5,783,437.50	B3	B3	***	5.0000%	4.0000%	10-Jul-2019	1.7903%
Deltek Inc - First Lien Term Loan	DELTEKINC_FL	Term Loan	\$4,591,875.00	\$4,591,875.00	B1	B3	B	4.5000%	3.5000%	10-Oct-2018	1.4214%
Edmentum Inc - First Lien Term Loan	EDMENTUM_FLTL	Term Loan	\$1,909,888.91	\$1,909,888.91	Ba3	B2	B	5.5000%	4.5000%	17-May-2018	0.5912%
First American Payment Systems - First Lien Term Loan	1STAMRPYMT_FL	Term Loan	\$3,440,000.00	\$3,440,000.00	B1	B2	B	5.7500%	4.5000%	12-Oct-2018	1.0649%
First American Payment Systems - Second Lien Term Loan	1STAMRPYMT_SL	Term Loan	\$5,600,000.00	\$5,600,000.00	Caa1	Caa1	B	10.7500%	9.5000%	12-Apr-2019	1.7335%
First Data Corp - 2018B New Term Loan	1STDAT_18BNTL	Term Loan	\$480,952.38	\$480,952.38	B1	B3	B	4.1545%	4.0000%	24-Sep-2018	0.1489%
First Data Corp - 2021 Extended USD Term Loan	FDATC_2021EXTL	Term Loan	\$9,050,721.38	\$9,050,721.38	B1	B3	B	4.1545%	3.0000%	22-Mar-2021	2.8017%
Generic Drug Holdings Inc - Term B-1 Loan	GNRCDRGH_TB1L	Term Loan	\$3,473,750.00	\$3,473,750.00	B1	B2	B	5.0000%	4.0000%	17-Aug-2020	1.0753%
GlobalLogic Holdings Inc - Term Loan	GLOBALLOGC_TL	Term Loan	\$7,680,750.00	\$7,680,750.00	B1	B3	B	6.2500%	5.2500%	31-May-2019	2.3776%
Grede II LLC - Term Loan	GREDEILLC_TL	Term Loan	\$1,979,272.45	\$1,979,272.45	B2	B1	B+	4.5000%	3.5000%	02-May-2018	0.6127%
Healogics Inc - First Lien Term B Loan	HEALOGICS_FL	Term Loan	\$3,300,000.00	\$3,300,000.00	B1	B2	B	5.2500%	4.0000%	05-Feb-2019	1.0215%
Healogics Inc - Second Lien Term Loan	HEALOGICIN_SL	Term Loan	\$4,000,000.00	\$4,000,000.00	Caa1	Caa1	B	9.2500%	8.0000%	05-Feb-2020	1.2382%
Help Systems Holdings Inc - First Lien Initial Term Loan	HELPSYS_TL	Term Loan	\$9,552,000.00	\$9,552,000.00	***	***	B	5.5000%	4.5000%	28-Jun-2019	2.9568%
Hoffmaster Group Inc - First Lien Term Loan	HOFFMSTRGP_TL	Term Loan	\$1,909,788.00	\$1,909,788.00	B2	B3	B	6.5000%	5.2500%	03-Jan-2018	0.5912%
iEnergizer Limited - Term Loan	IENERGZRLD_TL	Term Loan	\$7,400,000.00	\$7,400,000.00	B2	B2	B	7.2500%	6.0000%	01-May-2019	2.2907%
Integra Telecom Holdings Inc - Term B Loan	INTGTLCMH_TBL	Term Loan	\$4,316,400.00	\$4,316,400.00	B2	B3	B+	5.2500%	4.0000%	22-Feb-2019	1.3362%
Jackson Hewitt Inc - Senior Secured Term Loan	JCKSNHWT_SSTL	Term Loan	\$8,936,405.55	\$8,936,405.55	***	***	***	10.0000%	8.5000%	16-Oct-2017	2.7663%
JHCI Acquisition Inc - First Lien Term Loan	JACOBSON_1TL	Term Loan	\$8,605,227.34	\$8,605,227.34	B1	B3	B-	7.0000%	5.7500%	11-Jul-2019	2.6638%
Mercury Payment Systems LLC - Term Loan	MRCRYPYMT_TL	Term Loan	\$984,873.95	\$984,873.95	B1	B1	B+	5.5000%	4.0000%	01-Jul-2017	0.3049%
Merrill Communications LLC - Term Loan	MERILCOM_TL	Term Loan	\$11,444,824.88	\$11,444,824.88	B1	B3	B	5.7500%	4.7500%	08-Mar-2018	3.5428%
NAB Holdings LLC - Term Loan	NABHOLDNG_TL	Term Loan	\$3,078,166.66	\$3,078,166.66	Ba3	B1	BB-	7.0000%	5.5000%	24-Apr-2018	0.9529%
New Breed Inc - Term Loan	NEWBREDINC_TL	Term Loan	\$5,863,003.13	\$5,863,003.13	B2	B2	B	6.0000%	4.7500%	01-Oct-2019	1.8149%
NexTag Inc - Term Loan	NEXTAGINC_TL	Term Loan	\$4,859,303.62	\$4,859,303.62	Caa2	Caa2	CCC	10.0000%	7.7500%	28-Jan-2016	1.5042%
Otter Products LLC - Term Loan	OTTERPRDCT_TL	Term Loan	\$7,909,282.05	\$7,909,282.05	B1	B1	B+	5.2500%	4.2500%	29-Apr-2019	2.4483%
Packaging Coordinators Inc - First Lien Term Loan B	PCKNGCOORD_FL	Term Loan	\$4,962,500.00	\$4,962,500.00	B3	B3	***	5.5000%	4.2500%	11-May-2020	1.5362%
Presidio Inc - Term Loan	PRESIDIOIN_TL	Term Loan	\$3,456,250.00	\$3,456,250.00	B1	B1	B+	5.0000%	4.0000%	31-Mar-2017	1.0699%
Renfro Corporation - Tranche B Term Loan	RENFRO_TLB	Term Loan	\$2,640,000.00	\$2,640,000.00	B2	B2	B	5.7500%	4.5000%	30-Jan-2019	0.8172%
SafeNet Inc - First Lien Initial Term Loan	SAFENET_FL	Term Loan	\$9,500,000.00	\$9,500,000.00	B1	B2	B	5.5000%	4.5000%	03-May-2020	2.9407%
SESAC Holdco II LLC - First Lien Term Loan	SESACHLDCO_FL	Term Loan	\$8,216,000.00	\$8,216,000.00	B2	B2	B	5.0000%	4.0000%	08-Feb-2019	2.5433%
SESAC Holdco II LLC - Second Lien Term Loan	SESACHLDII_SL	Term Loan	\$2,000,000.00	\$2,000,000.00	Caa1	Caa1	B	10.0000%	8.7500%	08-Feb-2019	0.6191%
SkillSoft Corporation - New Term Loan	SKILLSFT_NTL	Term Loan	\$2,540,518.23	\$2,540,518.23	Ba3	B2	B	5.0000%	3.7500%	26-May-2017	0.7864%
SourceHOV LLC - First Lien Term B Loan	SOURCEHOV_FL	Term Loan	\$4,764,000.00	\$4,764,000.00	B1	B2	B	5.2500%	4.0000%	30-Apr-2018	1.4747%
SourceHOV LLC - Second Lien Term Loan	SRCEHOV_SL	Term Loan	\$2,000,000.00	\$2,000,000.00	Caa1	Caa1	B	8.7500%	7.5000%	30-Apr-2019	0.6191%
Sportsman's Warehouse Inc - First Out Term Loan	SPRTSMNW_FOTL	Term Loan	\$9,552,000.00	\$9,552,000.00	B2	B2	B	7.2500%	6.0000%	20-Aug-2019	2.9568%
STG-Fairway Acquisitions Inc - First Lien Term Loan	FRSTADVCRP_FL	Term Loan	\$3,440,261.95	\$3,440,261.95	***	***	B	6.2500%	5.0000%	28-Feb-2019	1.0649%
SumTotal Systems LLC - Second Lien Term Loan	SUMTOTLSYS_SL	Term Loan	\$11,250,000.00	\$11,250,000.00	Caa1	Caa1	B	6.2500%	9.0000%	16-May-2019	3.4825%
Technimark LLC - Initial Term Loan	TECHNIMRK_ITL	Term Loan	\$8,961,600.00	\$8,961,600.00	***	***	***	5.5000%	4.2500%	17-Apr-2019	2.7741%
TeleGuam Holdings LLC - Second Lien Term Loan	TELEGUAMHD_SL	Term Loan	\$5,312,500.00	\$5,312,500.00	***	***	***	8.7500%	7.5000%	10-Dec-2018	1.6445%

Security	Asset ID	Security Type	Par Amount	Principal Balance	Moody's Rating	Moody's DP Rating	S&P Rating	All-In Rate	Index Spread	Maturity Date	% CPA
Topps Company (The) - Term Loan	TOPSCOMPNY_TL	Term Loan	\$6,683,250.00	\$6,683,250.00	B1	B2	B	7.2500%	6.0000%	02-Oct-2018	2.0688%
Travel Leaders Group LLC - Tranche B Term Loan	TRVLLEADR_TL	Term Loan	\$9,480,000.00	\$9,480,000.00	B1	B2	B+	7.0000%	6.0000%	05-Dec-2018	2.9346%
TravelCLICK Inc - First Lien Term B Loan	TRVLCLCK_FLTB	Term Loan	\$9,481,696.12	\$9,481,696.12	Ba3	B2	B	5.7500%	4.5000%	16-Mar-2016	2.9351%
UniTek Global Services Inc - New Incremental Term Loan	UNITKGLB_NITL	Term Loan	\$2,948,630.87	\$2,948,630.87	Caa2	Caa2	CCC-	15.0000%	13.5000%	16-Apr-2018	0.9128%
UniTek Global Services Inc - New Incremental Term Loan PIK	UTKGSI_NITLPK	Term Loan	\$269,440.56	\$0.00	Caa2	Caa2	CCC-	15.0000%	13.5000%	16-Apr-2018	0.0000%
Vision Solutions Inc - First Lien Term Loan	VISNSOLUT_TLB	Term Loan	\$3,657,835.13	\$3,657,835.13	B1	B2	B+	6.0000%	4.5000%	25-Jul-2016	1.1323%
Vision Solutions Inc - Second Lien Term Loan	VISNSOLT_SLTL	Term Loan	\$5,600,000.00	\$5,600,000.00	Caa1	Caa1	B+	9.5000%	8.0000%	24-Jul-2017	1.7335%
Volume Holdings Inc - Term Loan	VOLMEHLDIN_TL	Term Loan	\$4,000,000.00	\$4,000,000.00	Caa1	Caa1	B	5.2500%	4.2500%	31-Jan-2020	1.2382%
Wall Street Systems Delaware Inc - First Lien Term Loan	WALSTSYSDE_FL	Term Loan	\$3,950,000.00	\$3,950,000.00	B2	B3	B	5.7500%	4.5000%	25-Oct-2019	1.2227%
Waupaca Foundry Inc - Tranche A-1 Loan	WAUPACFND_TA1	Term Loan	\$9,106,806.42	\$9,106,806.42	B2	B1	B+	4.0000%	3.0000%	29-Jun-2017	2.8190%
Grand Total			\$305,301,023.42	\$305,031,582.86							

Portfolio Assets: Notes Information

Tranche	All-In-Rate	Base Rate	Spread	Date From	Date To	Interest	Class Break-even Default Rate	Par Amount Outstanding
Class A-1 Notes	1.98485%	0.23485%	1.75000%	25-Feb-2014	27-May-2014	\$883,037.71	0.0000%	\$176,000,000.00
Class B-1 Notes	3.73485%	0.23485%	3.50000%	25-Feb-2014	27-May-2014	\$188,817.42	0.0000%	\$20,000,000.00
Class C-1 Notes	4.98485%	0.23485%	4.75000%	25-Feb-2014	27-May-2014	\$289,813.64	0.0000%	\$23,000,000.00
Class D-1 Notes	5.98485%	0.23485%	5.75000%	25-Feb-2014	27-May-2014	\$317,695.79	0.0000%	\$21,000,000.00
Grand Total						\$1,679,364.56		\$240,000,000.00

Portfolio Assets: Account Balances

Account Name	Account Number	Account Type	Balance	Reinvestment Income
TICC CLO 2012-1 LLC - Custodial Account	716741	General	\$0.00	\$0.00
TICC CLO 2012-1 LLC - Expense Reserve Account	716743	Reserve	\$0.01	\$0.00
TICC CLO 2012-1 LLC - Interest Collection Account	716740	Interest	\$3,572,490.76	\$36.02
TICC CLO 2012-1 LLC - Payment Account	716739	General	\$0.00	\$0.00
TICC CLO 2012-1 LLC - Principal Collection Account	716740	Principal	\$18,015,743.84	\$181.66
TICC CLO 2012-1 LLC - Ramp-Up Account	716742	Principal	\$0.00	\$0.00
TICC CLO 2012-1 LLC - Revolver Funding Account	716744	Reserve	\$1,687,500.00	\$17.02
TICC CLO 2012-1 LLC - Supplemental Expense Reserve Account	716774	General	\$94,579.76	\$0.95
Grand Total			\$23,370,314.37	\$235.65

Portfolio Assets: Purchase & Sale Activity

Security	Security ID	Trade Date	PAR Amount	Price	Principal	Interest	Total Proceeds	Reason For Trade
Facility Increase								
UniTek Global Services Inc - New Incremental Term Loan PIK	UTKGS1_NITLPK	31-Mar-2014	\$11,072.14	\$0.00	(\$11,072.14)	\$0.00	(\$11,072.14)	
Facility Increase Subtotal			\$11,072.14		(\$11,072.14)	\$0.00	(\$11,072.14)	
LIBOR Paydown								
Arsloane Acquisition LLC - First Lien Tranche B Term Loan	ARSLOANE_TRB	31-Mar-2014	(\$24,000.00)	\$0.00	\$24,000.00	\$0.00	\$24,000.00	
Ascensus Inc - First Lien Initial Term Loan	ASCENSUS_FL	31-Mar-2014	(\$11,250.00)	\$0.00	\$11,250.00	\$0.00	\$11,250.00	
ASP HHI Acquisition Co Inc - Additional Term Loan	ASPHHIACQ_RTL	31-Mar-2014	(\$10,108.01)	\$0.00	\$10,108.01	\$0.00	\$10,108.01	
Compucom Systems Inc - Term Loan	COMPUCOMSY_TL	31-Mar-2014	(\$17,500.00)	\$0.00	\$17,500.00	\$0.00	\$17,500.00	
CRCI Holdings Inc - Dollar Term Loan	CRCIHLDG_USTL	12-Mar-2014	(\$14,531.25)	\$0.00	\$14,531.25	\$0.00	\$14,531.25	
Deltek Inc - First Lien Term Loan	DELTEKINC_FL	31-Mar-2014	(\$11,625.00)	\$0.00	\$11,625.00	\$0.00	\$11,625.00	
Edmentum Inc - First Lien Term Loan	EDMENTUM_FLTL	31-Mar-2014	(\$4,798.72)	\$0.00	\$4,798.72	\$0.00	\$4,798.72	
First American Payment Systems - First Lien Term Loan	1STAMRPYMT_FL	11-Mar-2014	(\$104,000.00)	\$0.00	\$104,000.00	\$0.00	\$104,000.00	
First American Payment Systems - First Lien Term Loan	1STAMRPYMT_FL	20-Mar-2014	(\$48,000.00)	\$0.00	\$48,000.00	\$0.00	\$48,000.00	
Generic Drug Holdings Inc - Term B-1 Loan	GNRCDRGH_TB1L	01-Apr-2014	(\$8,750.00)	\$0.00	\$8,750.00	\$0.00	\$8,750.00	
GlobalLogic Holdings Inc - Term Loan	GLOBALLOGC_TL	31-Mar-2014	(\$19,250.00)	\$0.00	\$19,250.00	\$0.00	\$19,250.00	
Healogics Inc - First Lien Term B Loan	HEALOGICS_FL	31-Mar-2014	(\$8,333.33)	\$0.00	\$8,333.33	\$0.00	\$8,333.33	
iEnergizer Limited - Term Loan	IENERGZRLD_TL	31-Mar-2014	(\$200,000.00)	\$0.00	\$200,000.00	\$0.00	\$200,000.00	
Integra Telecom Holdings Inc - Term B Loan	INTGTLCMH_TBL	31-Mar-2014	(\$10,900.00)	\$0.00	\$10,900.00	\$0.00	\$10,900.00	
Jackson Hewitt Inc - Senior Secured Term Loan	JCKSNHWT_SSTL	10-Mar-2014	(\$663,594.45)	\$0.00	\$663,594.45	\$0.00	\$663,594.45	
Mercury Payment Systems LLC - Term Loan	MRCRYPYMT_TL	31-Mar-2014	(\$2,521.01)	\$0.00	\$2,521.01	\$0.00	\$2,521.01	
NAB Holdings LLC - Term Loan	NABHOLDNG_TL	31-Mar-2014	(\$42,166.67)	\$0.00	\$42,166.67	\$0.00	\$42,166.67	
Otter Products LLC - Term Loan	OTTERPRDCT_TL	31-Mar-2014	(\$102,717.95)	\$0.00	\$102,717.95	\$0.00	\$102,717.95	
SkillSoft Corporation - New Term Loan	SKILLSFT_NTL	31-Mar-2014	(\$7,121.87)	\$0.00	\$7,121.87	\$0.00	\$7,121.87	
SourceHOV LLC - First Lien Term B Loan	SOURCEHOV_FL	31-Mar-2014	(\$12,000.00)	\$0.00	\$12,000.00	\$0.00	\$12,000.00	
STG-Fairway Acquisitions Inc - First Lien Term Loan	FRSTADVCRP_FL	31-Mar-2014	(\$8,681.53)	\$0.00	\$8,681.53	\$0.00	\$8,681.53	
Topps Company (The) - Term Loan	TOPSCOMPNY_TL	31-Mar-2014	(\$16,750.00)	\$0.00	\$16,750.00	\$0.00	\$16,750.00	
Travel Leaders Group LLC - Tranche B Term Loan	TRVLEADR_TL	31-Mar-2014	(\$120,000.00)	\$0.00	\$120,000.00	\$0.00	\$120,000.00	
TravelCLICK Inc - First Lien Term B Loan	TRVLCCLK_FLTB	28-Mar-2014	(\$18,303.89)	\$0.00	\$18,303.89	\$0.00	\$18,303.89	
UniTek Global Services Inc - New Incremental Term Loan	UNITKGLB_NITL	31-Mar-2014	(\$7,500.00)	\$0.00	\$7,500.00	\$0.00	\$7,500.00	
Wall Street Systems Delaware Inc - First Lien Term Loan	WALSTSYSDE_FL	31-Mar-2014	(\$10,000.00)	\$0.00	\$10,000.00	\$0.00	\$10,000.00	
LIBOR Paydown Subtotal			(\$1,504,403.68)		\$1,504,403.68	\$0.00	\$1,504,403.68	
Prime Paydown								
ABB Con-Cise Optical Group LLC - Term B-1 Loan	ABBCONCSE_TB1	31-Mar-2014	(\$16,666.67)	\$0.00	\$16,666.67	\$0.00	\$16,666.67	
Grede II LLC - Term Loan	GREDEILLC_TL	28-Mar-2014	(\$39,851.12)	\$0.00	\$39,851.12	\$0.00	\$39,851.12	
Help Systems Holdings Inc - First Lien Initial Term Loan	HELPSYS_TL	31-Mar-2014	(\$24,000.00)	\$0.00	\$24,000.00	\$0.00	\$24,000.00	
JHCI Acquisition Inc - First Lien Term Loan	JACOBSON_1TL	31-Mar-2014	(\$22,499.91)	\$0.00	\$22,499.91	\$0.00	\$22,499.91	
National Vision Inc - Term Loan	NTLVISN_TL	13-Mar-2014	(\$3,893,333.33)	\$0.00	\$3,893,333.33	\$0.00	\$3,893,333.33	
Packaging Coordinators Inc - First Lien Term Loan B	PCKNGCOORD_FL	01-Apr-2014	(\$12,500.00)	\$0.00	\$12,500.00	\$0.00	\$12,500.00	
SESAC Holdco II LLC - First Lien Term Loan	SESACHLDCO_FL	31-Mar-2014	(\$20,800.00)	\$0.00	\$20,800.00	\$0.00	\$20,800.00	
Waupaca Foundry Inc - Tranche A-1 Loan	WAUPACFND_TA1	01-Apr-2014	(\$26,420.47)	\$0.00	\$26,420.47	\$0.00	\$26,420.47	
Prime Paydown Subtotal			(\$4,056,071.50)		\$4,056,071.50	\$0.00	\$4,056,071.50	
Purchases								
Presidio Inc - Term Loan	PRESIDIOIN_TL	26-Mar-2014	\$3,456,250.00	\$100.00	(\$3,456,250.00)	\$0.00	(\$3,456,250.00)	
SafeNet Inc - First Lien Initial Term Loan	SAFENET_FL	12-Mar-2014	\$9,500,000.00	\$99.00	(\$9,405,000.00)	\$0.00	(\$9,405,000.00)	
TravelCLICK Inc - First Lien Term B Loan	TRVLCCLK_FLTB	28-Mar-2014	\$2,354,911.69	\$101.00	(\$2,378,460.81)	\$0.00	(\$2,378,460.81)	

Security	Security ID	Trade Date	PAR Amount	Price	Principal	Interest	Total Proceeds	Reason For Trade
Volume Holdings Inc - Term Loan	VOLMEHLDIN_TL	12-Mar-2014	\$4,000,000.00	\$99.00	(\$3,960,000.00)	\$0.00	(\$3,960,000.00)	
Purchases Subtotal			\$19,311,161.69		(\$19,199,710.81)	\$0.00	(\$19,199,710.81)	
Sales								
MModal Inc - Term B Loan	MMODAL_BTL	05-Mar-2014	(\$1,200,000.00)	\$79.00	\$948,000.00	\$0.00	\$948,000.00	
MModal Inc - Term B Loan	MMODAL_BTL	24-Mar-2014	(\$1,416,629.21)	\$75.00	\$1,062,471.91	\$0.00	\$1,062,471.91	
Presidio Inc - Retired - New Term Loan	PRESIDIO_FLTL	26-Mar-2014	(\$3,456,250.00)	\$100.00	\$3,456,250.00	\$0.00	\$3,456,250.00	
Sales Subtotal			(\$6,072,879.21)		\$5,466,721.91	\$0.00	\$5,466,721.91	
Grand Total			\$7,688,879.43		(\$8,183,585.86)	\$0.00	(\$8,183,585.86)	

Class A/B Overcollateralization Ratio Test

Report Summary

Current Distribution Period : 25-Feb-2014 - 27-May-2014

Current Collection Period : 04-Feb-2014 - 02-May-2014

	Outcome	Requirement	
OC Coverage %	163.08%	>= 152.50%	PASS

Collateral			
Aggregate Principal Balance of Collateral Obligations		\$305,031,582.86	
Less:			
Total Haircut Amount		\$3,401,512.53	
Plus:			
Principal Proceeds		\$18,015,743.84	
Adjusted Collateral Principal Amount (Numerator)			\$319,645,814.17
 Aggregate Outstanding Amount of Secured Notes			 \$196,000,000.00

Tranche	Par Amount Outstanding
A	
Class A-1 Notes	\$176,000,000.00
A Subtotal	\$176,000,000.00
B	
Class B-1 Notes	\$20,000,000.00
B Subtotal	\$20,000,000.00
Grand Total	\$196,000,000.00

Class C-1 Overcollateralization Ratio Test

Report Summary

Current Distribution Period : 25-Feb-2014 - 27-May-2014

Current Collection Period : 04-Feb-2014 - 02-May-2014

	Outcome	Requirement	
OC Coverage %	145.96%	>= 136.50%	PASS

Collateral			
Aggregate Principal Balance of Collateral Obligations		\$305,031,582.86	
Less:			
Total Haircut Amount		\$3,401,512.53	
Plus:			
Principal Proceeds		\$18,015,743.84	
Adjusted Collateral Principal Amount (Numerator)			\$319,645,814.17
 Aggregate Outstanding Amount of Secured Notes			 \$219,000,000.00

Tranche	Par Amount Outstanding
A	
Class A-1 Notes	\$176,000,000.00
A Subtotal	\$176,000,000.00
B	
Class B-1 Notes	\$20,000,000.00
B Subtotal	\$20,000,000.00
C	
Class C-1 Notes	\$23,000,000.00
C Subtotal	\$23,000,000.00
Grand Total	\$219,000,000.00

Class D-1 Overcollateralization Ratio Test

Report Summary

Current Distribution Period : 25-Feb-2014 - 27-May-2014

Current Collection Period : 04-Feb-2014 - 02-May-2014

	Outcome	Requirement	
OC Coverage %	133.19%	>= 126.00%	PASS

Collateral			
Aggregate Principal Balance of Collateral Obligations		\$305,031,582.86	
Less:			
Total Haircut Amount		\$3,401,512.53	
Plus:			
Principal Proceeds		\$18,015,743.84	
Adjusted Collateral Principal Amount (Numerator)			\$319,645,814.17
 Aggregate Outstanding Amount of Secured Notes			 \$240,000,000.00

Tranche	Par Amount Outstanding
A	
Class A-1 Notes	\$176,000,000.00
A Subtotal	\$176,000,000.00
B	
Class B-1 Notes	\$20,000,000.00
B Subtotal	\$20,000,000.00
C	
Class C-1 Notes	\$23,000,000.00
C Subtotal	\$23,000,000.00
D	
Class D-1 Notes	\$21,000,000.00
D Subtotal	\$21,000,000.00
Grand Total	\$240,000,000.00

Class A/B Interest Coverage Test

Report Summary

Current Distribution Period : 25-Feb-2014 - 27-May-2014

Current Collection Period : 04-Feb-2014 - 02-May-2014

	Outcome	Requirement	
Interest Coverage %	469.91%	>= 160.00%	PASS

Actual:

Interest Received on CDS	\$3,572,490.76	
Miscellaneous Interest Proceeds	\$0.00	
Interest Receivable not projected	\$0.00	
Subtotal:		\$3,572,490.76

Projected:

Interest on CDS	\$1,464,042.22	
Reinvestment Income	\$3.62	
Interest on Account Balances	\$235.65	
Subtotal:		\$1,464,281.49

Less:

Principal Financed Accrued Interest	\$0.00	
Section 11.1(a)(i)(A) and (B)	\$0.00	
Subtotal:		\$0.00

Collateral Interest Amount (Numerator): **\$5,036,772.25**

Interest due and payable on the Secured Notes (Denominator): **\$1,071,855.13**

All-In-Rate	Base Rate	Spread	Date From	Date To	Par Amount	Interest
Class A-1 Notes						
1.9849%	0.2349%	1.7500%	25-Feb-2014	27-May-2014	\$176,000,000.00	\$883,037.71
				Class A-1 Notes Subtotal	\$176,000,000.00	\$883,037.71
Class B-1 Notes						
3.7349%	0.2349%	3.5000%	25-Feb-2014	27-May-2014	\$20,000,000.00	\$188,817.42

Class B-1 Notes Subtotal	\$20,000,000.00	\$188,817.42
	<hr/>	<hr/>
Grand Total	\$196,000,000.00	\$1,071,855.13
	<hr/> <hr/>	<hr/> <hr/>

Class C-1 Interest Coverage Test

Report Summary

Current Distribution Period : 25-Feb-2014 - 27-May-2014

Current Collection Period : 04-Feb-2014 - 02-May-2014

	Outcome	Requirement	
Interest Coverage %	369.90%	>= 140.00%	PASS

Actual:

Interest Received on CDS	\$3,572,490.76	
Miscellaneous Interest Proceeds	\$0.00	
Interest Receivable not projected	\$0.00	
Subtotal:		\$3,572,490.76

Projected:

Interest on CDS	\$1,464,042.22	
Reinvestment Income	\$3.62	
Interest on Account Balances	\$235.65	
Subtotal:		\$1,464,281.49

Less:

Principal Financed Accrued Interest	\$0.00	
Section 11.1(a)(i)(A) and (B)	\$0.00	
Subtotal:		\$0.00

Collateral Interest Amount (Numerator): **\$5,036,772.25**

Interest due and payable on the Secured Notes (Denominator): **\$1,361,668.77**

All-In-Rate	Base Rate	Spread	Date From	Date To	Par Amount	Interest
Class A-1 Notes						
1.9849%	0.2349%	1.7500%	25-Feb-2014	27-May-2014	\$176,000,000.00	\$883,037.71
				Class A-1 Notes Subtotal	\$176,000,000.00	\$883,037.71
Class B-1 Notes						
3.7349%	0.2349%	3.5000%	25-Feb-2014	27-May-2014	\$20,000,000.00	\$188,817.42

					Class B-1 Notes Subtotal	\$20,000,000.00	\$188,817.42
Class C-1 Interest on Deferred Interest							
0.0000%	0.0000%	0.0000%	02-Apr-2014	02-Apr-2014		\$0.00	\$0.00
					Class C-1 Interest on Deferred Interest Subtotal	\$0.00	\$0.00
Class C-1 Notes							
4.9849%	0.2349%	4.7500%	25-Feb-2014	27-May-2014		\$23,000,000.00	\$289,813.64
					Class C-1 Notes Subtotal	\$23,000,000.00	\$289,813.64
					Grand Total	\$219,000,000.00	\$1,361,668.77

Class D-1 Interest Coverage Test

Report Summary

Current Distribution Period : 25-Feb-2014 - 27-May-2014

Current Collection Period : 04-Feb-2014 - 02-May-2014

	Outcome	Requirement	
Interest Coverage %	299.92%	>= 120.00%	PASS

Actual:

Interest Received on CDS	\$3,572,490.76	
Miscellaneous Interest Proceeds	\$0.00	
Interest Receivable not projected	\$0.00	
Subtotal:		\$3,572,490.76

Projected:

Interest on CDS	\$1,464,042.22	
Reinvestment Income	\$3.62	
Interest on Account Balances	\$235.65	
Subtotal:		\$1,464,281.49

Less:

Principal Financed Accrued Interest	\$0.00	
Section 11.1(a)(i)(A) and (B)	\$0.00	
Subtotal:		\$0.00

Collateral Interest Amount (Numerator): **\$5,036,772.25**

Interest due and payable on the Secured Notes (Denominator): **\$1,679,364.56**

All-In-Rate	Base Rate	Spread	Date From	Date To	Par Amount	Interest
Class A-1 Notes						
1.9849%	0.2349%	1.7500%	25-Feb-2014	27-May-2014	\$176,000,000.00	\$883,037.71
				Class A-1 Notes Subtotal	\$176,000,000.00	\$883,037.71
Class B-1 Notes						
3.7349%	0.2349%	3.5000%	25-Feb-2014	27-May-2014	\$20,000,000.00	\$188,817.42

					Class B-1 Notes Subtotal	\$20,000,000.00	\$188,817.42
Class C-1 Interest on Deferred Interest							
0.0000%	0.0000%	0.0000%	02-Apr-2014	02-Apr-2014		\$0.00	\$0.00
					Class C-1 Interest on Deferred Interest Subtotal	\$0.00	\$0.00
Class C-1 Notes							
4.9849%	0.2349%	4.7500%	25-Feb-2014	27-May-2014		\$23,000,000.00	\$289,813.64
					Class C-1 Notes Subtotal	\$23,000,000.00	\$289,813.64
Class D-1 Interest on Deferred Interest							
0.0000%	0.0000%	0.0000%	02-Apr-2014	02-Apr-2014		\$0.00	\$0.00
					Class D-1 Interest on Deferred Interest Subtotal	\$0.00	\$0.00
Class D-1 Notes							
5.9849%	0.2349%	5.7500%	25-Feb-2014	27-May-2014		\$21,000,000.00	\$317,695.79
					Class D-1 Notes Subtotal	\$21,000,000.00	\$317,695.79
					Grand Total	\$240,000,000.00	\$1,679,364.56

Interest Diversion Test

Report Summary

Current Distribution Period : 25-Feb-2014 - 27-May-2014

Current Collection Period : 04-Feb-2014 - 02-May-2014

	Outcome	Requirement	
OC Coverage %	133.19%	>= 126.00%	PASS

Collateral			
Aggregate Principal Balance of Collateral Obligations		\$305,031,582.86	
Less:			
Total Haircut Amount		\$3,401,512.53	
Plus:			
Principal Proceeds		\$18,015,743.84	
Adjusted Collateral Principal Amount (Numerator)			\$319,645,814.17
 Aggregate Outstanding Amount of Secured Notes			 \$240,000,000.00

Tranche	Par Amount Outstanding
A	
Class A-1 Notes	\$176,000,000.00
A Subtotal	\$176,000,000.00
B	
Class B-1 Notes	\$20,000,000.00
B Subtotal	\$20,000,000.00
C	
Class C-1 Notes	\$23,000,000.00
C Subtotal	\$23,000,000.00
D	
Class D-1 Notes	\$21,000,000.00
D Subtotal	\$21,000,000.00
Grand Total	\$240,000,000.00

Portfolio Assets: Principal Financed Accrued Interest

OC Test Adjustment: Accrued Interest Purchased with Principal	\$0.00
IC Test Adjustment: Accrued Interest Purchased with Principal	\$0.00

No records matched the report criteria or there is no data available.

Maximum Moody's Weighted Average Rating Factor Test

Adjusted Weighted Average Moody's Rating Factor

3345

Maximum Moody's Weighted Average Rating Factor

<=3525

Result

PASS

Description	Security ID	Asset Type	Principal Balance	Moody's DP Rating AF CW - Adjusted	Rating Factor	Weight
ABB Con-Cise Optical Group LLC - Term B-1 Loan	ABBCONCSE_TB1	Loan	\$6,600,000.00	B2	2,720.00	\$17,952,000,000.00
Arsloane Acquisition LLC - First Lien Tranche B Term Loan	ARSLOANE_TRB	Loan	\$9,552,000.00	B2	2,720.00	\$25,981,440,000.00
Ascensus Inc - First Lien Initial Term Loan	ASCENSUS_FL	Loan	\$4,488,750.00	B2	2,720.00	\$12,209,400,000.00
ASP HHI Acquisition Co Inc - Additional Term Loan	ASPHHIACQ_RTL	Loan	\$4,012,881.40	B2	2,720.00	\$10,915,037,408.00
Attachmate Corporation - First Lien Term Loan	ATTCHMTE_FL	Loan	\$5,089,179.91	B3	3,490.00	\$17,761,237,885.90
Attachmate Corporation - Second Lien Term Loan	ATTCHMTECRP_SL	Loan	\$7,000,000.00	B3	3,490.00	\$24,430,000,000.00
Compucom Systems Inc - Term Loan	COMPUCOMSY_TL	Loan	\$6,947,500.00	B2	2,720.00	\$18,897,200,000.00
CRCI Holdings Inc - Delayed Draw Term Loan	CRCHOLDG_DDTL	Loan	\$1,687,500.00	B3	3,490.00	\$5,889,375,000.00
CRCI Holdings Inc - Dollar Term Loan	CRCIHLDG_USTL	Loan	\$5,783,437.50	B3	3,490.00	\$20,184,196,875.00
Deltek Inc - First Lien Term Loan	DELTEKINC_FL	Loan	\$4,591,875.00	B3	3,490.00	\$16,025,643,750.00
Edmentum Inc - First Lien Term Loan	EDMENTUM_FLTL	Loan	\$1,909,888.91	B2	2,720.00	\$5,194,897,835.20
First American Payment Systems - First Lien Term Loan	1STAMRPYMT_FL	Loan	\$3,440,000.00	B2	2,720.00	\$9,356,800,000.00
First American Payment Systems - Second Lien Term Loan	1STAMRPYMT_SL	Loan	\$5,600,000.00	Caa1	4,770.00	\$26,712,000,000.00
First Data Corp - 2018B New Term Loan	1STDAT_18BNTL	Loan	\$480,952.38	B3	3,490.00	\$1,678,523,806.20
First Data Corp - 2021 Extended USD Term Loan	FDATC_2021EXTL	Loan	\$9,050,721.38	B3	3,490.00	\$31,587,017,616.20
Generic Drug Holdings Inc - Term B-1 Loan	GNRCDRGH_TB1L	Loan	\$3,473,750.00	B3	3,490.00	\$12,123,387,500.00
GlobalLogic Holdings Inc - Term Loan	GLOBALLOGC_TL	Loan	\$7,680,750.00	B3	3,490.00	\$26,805,817,500.00
Grede II LLC - Term Loan	GREDEILLC_TL	Loan	\$1,979,272.45	B1	2,220.00	\$4,393,984,839.00
Healogics Inc - First Lien Term B Loan	HEALOGICS_FL	Loan	\$3,300,000.00	B2	2,720.00	\$8,976,000,000.00
Healogics Inc - Second Lien Term Loan	HEALOGICIN_SL	Loan	\$4,000,000.00	Caa1	4,770.00	\$19,080,000,000.00
Help Systems Holdings Inc - First Lien Initial Term Loan	HELPSYS_TL	Loan	\$9,552,000.00	***	***	***
Hoffmaster Group Inc - First Lien Term Loan	HOFFMSTRGP_TL	Loan	\$1,909,788.00	B3	3,490.00	\$6,665,160,120.00
iEnergizer Limited - Term Loan	IENERGZRLD_TL	Loan	\$7,400,000.00	B2	2,720.00	\$20,128,000,000.00
Integra Telecom Holdings Inc - Term B Loan	INTGTLCMH_TBL	Loan	\$4,316,400.00	B3	3,490.00	\$15,064,236,000.00
Jackson Hewitt Inc - Senior Secured Term Loan	JCKSNHWT_SSTL	Loan	\$8,936,405.55	***	***	***
JHCI Acquisition Inc - First Lien Term Loan	JACOBSON_1TL	Loan	\$8,605,227.34	B3	3,490.00	\$30,032,243,416.60
Mercury Payment Systems LLC - Term Loan	MRCRYPYMT_TL	Loan	\$984,873.95	B2	2,720.00	\$2,678,857,144.00
Merrill Communications LLC - Term Loan	MERILCOM_TL	Loan	\$11,444,824.88	B3	3,490.00	\$39,942,438,831.20
NAB Holdings LLC - Term Loan	NABHOLDNG_TL	Loan	\$3,078,166.66	B1	2,220.00	\$6,833,529,985.20
New Breed Inc - Term Loan	NEWBREDINC_TL	Loan	\$5,863,003.13	B2	2,720.00	\$15,947,368,513.60
Otter Products LLC - Term Loan	OTTERPRDCT_TL	Loan	\$7,909,282.05	B1	2,220.00	\$17,558,606,151.00
Packaging Coordinators Inc - First Lien Term Loan B	PCKNGCOORD_FL	Loan	\$4,962,500.00	B3	3,490.00	\$17,319,125,000.00
Presidio Inc - Term Loan	PRESIDIOIN_TL	Loan	\$3,456,250.00	B1	2,220.00	\$7,672,875,000.00
Renfro Corporation - Tranche B Term Loan	RENFRO_TLB	Loan	\$2,640,000.00	B2	2,720.00	\$7,180,800,000.00
SafeNet Inc - First Lien Initial Term Loan	SAFENET_FL	Loan	\$9,500,000.00	B2	2,720.00	\$25,840,000,000.00
SESAC Holdco II LLC - First Lien Term Loan	SESACHLDLCO_FL	Loan	\$8,216,000.00	B2	2,720.00	\$22,347,520,000.00
SESAC Holdco II LLC - Second Lien Term Loan	SESACHLDII_SL	Loan	\$2,000,000.00	Caa1	4,770.00	\$9,540,000,000.00
SkillSoft Corporation - New Term Loan	SKILLSFT_NTL	Loan	\$2,540,518.23	B2	2,720.00	\$6,910,209,585.60
SourceHOV LLC - First Lien Term B Loan	SOURCEHOV_FL	Loan	\$4,764,000.00	B2	2,720.00	\$12,958,080,000.00
SourceHOV LLC - Second Lien Term Loan	SRCEHOV_SL	Loan	\$2,000,000.00	Caa1	4,770.00	\$9,540,000,000.00
Sportsman's Warehouse Inc - First Out Term Loan	SPRTSMNW_FOTL	Loan	\$9,552,000.00	B2	2,720.00	\$25,981,440,000.00
STG-Fairway Acquisitions Inc - First Lien Term Loan	FRSTADVCRP_FL	Loan	\$3,440,261.95	***	***	***

Description	Security ID	Asset Type	Principal Balance	Moody's DP Rating AF CW - Adjusted	Rating Factor	Weight
SumTotal Systems LLC - Second Lien Term Loan	SUMTOTLSYS_SL	Loan	\$11,250,000.00	Caa2	6,500.00	\$73,125,000,000.00
Technimark LLC - Initial Term Loan	TECHNIMRK_ITL	Loan	\$8,961,600.00	***	***	***
TeleGuam Holdings LLC - Second Lien Term Loan	TELEGUAMHD_SL	Loan	\$5,312,500.00	***	***	***
Topps Company (The) - Term Loan	TOPSCOMPNY_TL	Loan	\$6,683,250.00	B2	2,720.00	\$18,178,440,000.00
Travel Leaders Group LLC - Tranche B Term Loan	TRVLEADR_TL	Loan	\$9,480,000.00	B2	2,720.00	\$25,785,600,000.00
TravelCLICK Inc - First Lien Term B Loan	TRVLCCLK_FLTB	Loan	\$9,481,696.12	B2	2,720.00	\$25,790,213,446.40
UniTek Global Services Inc - New Incremental Term Loan	UNITKGLB_NITL	Loan	\$2,948,630.87	Caa2	6,500.00	\$19,166,100,655.00
UniTek Global Services Inc - New Incremental Term Loan PIK	UTKGSI_NITLPK	Loan	\$0.00	Caa2	6,500.00	\$0.00
Vision Solutions Inc - First Lien Term Loan	VISNSOLUT_TLB	Loan	\$3,657,835.13	B2	2,720.00	\$9,949,311,553.60
Vision Solutions Inc - Second Lien Term Loan	VISNSOLT_SLTL	Loan	\$5,600,000.00	Caa1	4,770.00	\$26,712,000,000.00
Volume Holdings Inc - Term Loan	VOLMEHLDIN_TL	Loan	\$4,000,000.00	Caa1	4,770.00	\$19,080,000,000.00
Wall Street Systems Delaware Inc - First Lien Term Loan	WALSTSYSDE_FL	Loan	\$3,950,000.00	B3	3,490.00	\$13,785,500,000.00
Waupaca Foundry Inc - Tranche A-1 Loan	WAUPACFND_TA1	Loan	\$9,106,806.42	B2	2,720.00	\$24,770,513,462.40
		Grand Total	\$300,172,279.24			\$1,003,835,864,855.10

Minimum Weighted Average Spread Test

APB of Collateral Obligations (excluding Defaults and Capitalized Interest)	\$300,172,279.14
APB of Float Rate Collateral Obligations (excluding Defaults and Capitalized Interest)	\$300,172,279.14
Target Initial Par Amount	\$160,000,000.00
LIBOR applicable to the Secured Notes during Interest Accrual Period	0.2349%
LIBOR as of the preceding Interest Determination Date	0.2621%
Aggregate Excess Funded Spread (excluding Defaults and Capitalized Interest)	\$329,194.60
Aggregate Funded Spread (excluding Defaults and Capitalized Interest)	\$18,504,265.70
Aggregate Unfunded Spread (excluding Defaults and Capitalized Interest)	\$21,093.75

Minimum Weighted Average Spread Test

Weighted Average Spread (excluding Defaults and Capitalized Interest)	6.281%	
Excess Weighted Average Coupon	0.000%	
Weighted Average Spread plus Excess Weighted Average Coupon		6.28%
Minimum Weighted Average Spread		>=6.25%

Result: **PASS**

Security	Security ID	Payment Frequency	Amount	Default	Rate Index	Is Libor Floor	Libor Base Rate	All In Rate	Spread	Adjusted Spread	Annual Interest/Adjusted Spread
Float											
ABB Con-Cise Optical Group LLC - Term B-1 Loan	ABBCONCSE_TB1	Quarterly	\$1,509,090.91	No	LIBOR	Yes	1.0000%	4.5000%	3.5000%	4.2652%	\$64,364.99
ABB Con-Cise Optical Group LLC - Term B-1 Loan	ABBCONCSE_TB1	Quarterly	\$5,090,909.09	No	LIBOR	Yes	1.0000%	4.5000%	3.5000%	4.2652%	\$217,134.91
Arslone Acquisition LLC - First Lien Tranche B Term Loan	ARSLOANE_TRB	Quarterly	\$9,552,000.00	No	LIBOR	Yes	1.2500%	7.5000%	6.2500%	7.2652%	\$693,967.13
Ascensus Inc - First Lien Initial Term Loan	ASCENSUS_FL	Monthly	\$4,488,750.00	No	LIBOR	Yes	1.0000%	5.0000%	4.0000%	4.7652%	\$213,895.67
ASP HHI Acquisition Co Inc - Additional Term Loan	ASPHHIACQ_RTL	Quarterly	\$4,012,881.40	No	LIBOR	Yes	1.2500%	5.0000%	3.7500%	4.7652%	\$191,219.82
Attachmate Corporation - First Lien Term Loan	ATTCHMTE_FL	Monthly	\$281,012.30	No	LIBOR	Yes	1.5000%	7.2500%	5.7500%	7.0152%	\$19,713.43
Attachmate Corporation - First Lien Term Loan	ATTCHMTE_FL	Quarterly	\$4,808,167.61	No	LIBOR	Yes	1.5000%	7.2500%	5.7500%	7.0152%	\$337,300.17
Attachmate Corporation - Second Lien Term Loan	ATCHMTECRP_SL	Quarterly	\$7,000,000.00	No	LIBOR	Yes	1.5000%	11.0000%	9.5000%	10.7652%	\$753,560.50
Compucom Systems Inc - Term Loan	COMPUCOMSY_TL	Monthly	\$6,947,500.00	No	LIBOR	Yes	1.0000%	4.2500%	3.2500%	4.0152%	\$278,952.55
CRCI Holdings Inc - Delayed Draw Term Loan	CRCHOLDG_DDTL	Quarterly	\$1,687,500.00	No	UNFND		0.0000%	1.2500%	1.2500%	1.2500%	\$21,093.75
CRCI Holdings Inc - Dollar Term Loan	CRCIHLDG_USTL	Quarterly	\$5,783,437.50	No	LIBOR	Yes	1.0000%	5.0000%	4.0000%	4.7652%	\$275,589.47
Deltek Inc - First Lien Term Loan	DELTEKINC_FL	Quarterly	\$201,668.48	No	LIBOR	Yes	1.0000%	4.5000%	3.5000%	4.2652%	\$8,601.46
Deltek Inc - First Lien Term Loan	DELTEKINC_FL	Quarterly	\$4,390,206.51	No	LIBOR	Yes	1.0000%	4.5000%	3.5000%	4.2652%	\$187,248.89
Edmentum Inc - First Lien Term Loan	EDMENTUM_FLTL	Quarterly	\$1,909,888.91	No	LIBOR	Yes	1.0000%	5.5000%	4.5000%	5.2652%	\$100,558.52
First American Payment Systems - First Lien Term Loan	1STAMRPYMT_FL	Monthly	\$160,000.00	No	LIBOR	Yes	1.2500%	5.7500%	4.5000%	5.5152%	\$8,824.24
First American Payment Systems - First Lien Term Loan	1STAMRPYMT_FL	Quarterly	\$3,280,000.00	No	LIBOR	Yes	1.2500%	5.7500%	4.5000%	5.5152%	\$180,896.92

Security	Security ID	Payment Frequency	Amount	Default	Rate Index	Is Labor Floor	Libor Base Rate	All In Rate	Spread	Adjusted Spread	Annual Interest/Adjusted Spread
First American Payment Systems - Second Lien Term Loan	1STAMPYMT_SL	Quarterly	\$5,600,000.00	No	LIBOR	Yes	1.2500%	10.7500%	9.5000%	10.5152%	\$588,848.40
First Data Corp - 2018B New Term Loan	1STDAT_18BNTL	Monthly	\$480,952.38	No	LIBOR	Yes	0.0000%	4.1545%	4.0000%	4.0000%	\$19,238.10
First Data Corp - 2021 Extended USD Term Loan	FDATC_2021EXTL	Monthly	\$9,050,721.38	No	LIBOR	Yes	0.0000%	4.1545%	4.0000%	4.0000%	\$362,028.86
Generic Drug Holdings Inc - Term B-1 Loan	GNRCDRGH_TB1L	Quarterly	\$3,473,750.00	No	LIBOR	Yes	1.0000%	5.0000%	4.0000%	4.7652%	\$165,529.40
GlobalLogic Holdings Inc - Term Loan	GLOBALLOGC_TL	Quarterly	\$7,680,750.00	No	LIBOR	Yes	1.0000%	6.2500%	5.2500%	6.0152%	\$462,008.63
Grede II LLC - Term Loan	GREDEILLC_TL	Monthly	\$199,255.62	No	LIBOR	Yes	1.0000%	4.5000%	3.5000%	4.2652%	\$8,498.55
Grede II LLC - Term Loan	GREDEILLC_TL	Monthly	\$451,646.06	No	LIBOR	Yes	1.0000%	4.5000%	3.5000%	4.2652%	\$19,263.38
Grede II LLC - Term Loan	GREDEILLC_TL	Monthly	\$664,185.39	No	LIBOR	Yes	1.0000%	4.5000%	3.5000%	4.2652%	\$28,328.50
Grede II LLC - Term Loan	GREDEILLC_TL	Monthly	\$664,185.39	No	LIBOR	Yes	1.0000%	4.5000%	3.5000%	4.2652%	\$28,328.50
Healogics Inc - First Lien Term B Loan	HEALOGICS_FL	Quarterly	\$8,333.33	No	LIBOR	Yes	1.2500%	5.2500%	4.0000%	5.0152%	\$417.93
Healogics Inc - First Lien Term B Loan	HEALOGICS_FL	Quarterly	\$3,291,666.66	No	LIBOR	Yes	1.2500%	5.2500%	4.0000%	5.0152%	\$165,082.02
Healogics Inc - Second Lien Term Loan	HEALOGICIN_SL	Quarterly	\$4,000,000.00	No	LIBOR	Yes	1.2500%	9.2500%	8.0000%	9.0152%	\$360,606.00
Help Systems Holdings Inc - First Lien Initial Term Loan	HELPSYS_TL	Quarterly	\$9,552,000.00	No	LIBOR	Yes	1.0000%	5.5000%	4.5000%	5.2652%	\$502,927.13
Hoffmaster Group Inc - First Lien Term Loan	HOFFMSTRGP_TL	Monthly	\$261,654.32	No	LIBOR	Yes	1.2500%	6.5000%	5.2500%	6.2652%	\$16,393.04
Hoffmaster Group Inc - First Lien Term Loan	HOFFMSTRGP_TL	Quarterly	\$384,785.77	No	LIBOR	Yes	1.2500%	6.5000%	5.2500%	6.2652%	\$24,107.41
Hoffmaster Group Inc - First Lien Term Loan	HOFFMSTRGP_TL	Quarterly	\$1,263,347.90	No	LIBOR	Yes	1.2500%	6.5000%	5.2500%	6.2652%	\$79,150.64
iEnergizer Limited - Term Loan	IENERGZRLD_TL	Quarterly	\$7,400,000.00	No	LIBOR	Yes	1.2500%	7.2500%	6.0000%	7.0152%	\$519,121.10
Integra Telecom Holdings Inc - Term B Loan	INTGTLCMH_TBL	Quarterly	\$2,136,400.00	No	LIBOR	Yes	1.2500%	5.2500%	4.0000%	5.0152%	\$107,143.66
Integra Telecom Holdings Inc - Term B Loan	INTGTLCMH_TBL	Quarterly	\$2,180,000.00	No	LIBOR	Yes	1.2500%	5.2500%	4.0000%	5.0152%	\$109,330.27
Jackson Hewitt Inc - Senior Secured Term Loan	JCKSNHWT_SSTL	Quarterly	\$8,936,405.55	No	LIBOR	Yes	1.5000%	10.0000%	8.5000%	9.7652%	\$872,653.41
JHCI Acquisition Inc - First Lien Term Loan	JACOBSON_1TL	Monthly	\$8,605,227.25	No	LIBOR	Yes	1.2500%	7.0000%	5.7500%	6.7652%	\$582,156.53
Mercury Payment Systems LLC - Term Loan	MRCRYPYMT_TL	Quarterly	\$5,042.02	No	LIBOR	Yes	1.5000%	5.5000%	4.0000%	5.2652%	\$265.47
Mercury Payment Systems LLC - Term Loan	MRCRYPYMT_TL	Quarterly	\$979,831.93	No	LIBOR	Yes	1.5000%	5.5000%	4.0000%	5.2652%	\$51,589.62
Merrill Communications LLC - Term Loan	MERILCOM_TL	Monthly	\$11,444,824.88	No	LIBOR	Yes	1.0000%	5.7500%	4.7500%	5.5152%	\$631,199.26
NAB Holdings LLC - Term Loan	NABHOLDNG_TL	Quarterly	\$321,028.89	No	LIBOR	Yes	1.5000%	7.0000%	5.5000%	6.7652%	\$21,718.09
NAB Holdings LLC - Term Loan	NABHOLDNG_TL	Quarterly	\$2,757,137.78	No	LIBOR	Yes	1.5000%	7.0000%	5.5000%	6.7652%	\$186,524.51
New Breed Inc - Term Loan	NEWBREDINC_TL	Monthly	\$937,677.20	No	LIBOR	Yes	1.2500%	6.0000%	4.7500%	5.7652%	\$54,058.50
New Breed Inc - Term Loan	NEWBREDINC_TL	Quarterly	\$4,925,325.93	No	LIBOR	Yes	1.2500%	6.0000%	4.7500%	5.7652%	\$283,952.43
Otter Products LLC - Term Loan	OTTERPRDCT_TL	Quarterly	\$7,909,282.05	No	LIBOR	Yes	1.0000%	5.2500%	4.2500%	5.0152%	\$396,662.36
Packaging Coordinators Inc - First Lien Term Loan B	PCKNGCOORD_FL	Quarterly	\$4,962,500.00	No	LIBOR	Yes	1.2500%	5.5000%	4.2500%	5.2652%	\$261,283.07
Presidio Inc - Term Loan	PRESIDIOIN_TL	Quarterly	\$3,456,250.00	No	LIBOR	Yes	1.0000%	5.0000%	4.0000%	4.7652%	\$164,695.50
Renfro Corporation - Tranche B Term Loan	RENFRO_TLB	Quarterly	\$94,545.46	No	LIBOR	Yes	1.2500%	5.7500%	4.5000%	5.5152%	\$5,214.32
Renfro Corporation - Tranche B Term Loan	RENFRO_TLB	Quarterly	\$2,545,454.54	No	LIBOR	Yes	1.2500%	5.7500%	4.5000%	5.5152%	\$140,385.64
SafeNet Inc - First Lien Initial Term Loan	SAFENET_FL	Monthly	\$9,500,000.00	No	LIBOR	Yes	1.0000%	5.5000%	4.5000%	5.2652%	\$500,189.25
SESAC Holdco II LLC - First Lien Term Loan	SESACHLDCO_FL	Monthly	\$8,216,000.00	No	LIBOR	Yes	1.2500%	5.0000%	4.0000%	5.0152%	\$412,044.72
SESAC Holdco II LLC - Second Lien Term Loan	SESACHLDII_SL	Monthly	\$2,000,000.00	No	LIBOR	Yes	1.2500%	10.0000%	8.7500%	9.7652%	\$195,303.00
SkillsSoft Corporation - New Term Loan	SKILLSFT_NTL	Monthly	\$2,540,518.23	No	LIBOR	Yes	1.2500%	5.0000%	3.7500%	4.7652%	\$121,059.50
SourceHOV LLC - First Lien Term B Loan	SOURCEHOV_FL	Monthly	\$4,764,000.00	No	LIBOR	Yes	1.2500%	5.2500%	4.0000%	5.0152%	\$238,921.75
SourceHOV LLC - Second Lien Term Loan	SRCEHOV_SL	Monthly	\$2,000,000.00	No	LIBOR	Yes	1.2500%	8.7500%	7.5000%	8.5152%	\$170,303.00
Sportsman's Warehouse Inc - First Out Term Loan	SPRTSMNW_FOTL	Quarterly	\$9,552,000.00	No	LIBOR	Yes	1.2500%	7.2500%	6.0000%	7.0152%	\$670,087.13
STG-Fairway Acquisitions Inc - First Lien Term Loan	FRSTADVCRP_FL	Quarterly	\$3,440,261.95	No	LIBOR	Yes	1.2500%	6.2500%	5.0000%	6.0152%	\$206,936.92
SumTotal Systems LLC - Second Lien Term Loan	SUMTOTLSYS_SL	Quarterly	\$41,471.70	No	LIBOR	Yes	1.2500%	6.2500%	5.0000%	6.0152%	\$2,494.59
SumTotal Systems LLC - Second Lien Term Loan	SUMTOTLSYS_SL	Quarterly	\$11,208,528.30	No	PRIME	Yes	1.2500%	7.2500%	4.0000%	6.9879%	\$783,240.75
Technimark LLC - Initial Term Loan	TECHNIMRK_ITL	Quarterly	\$8,961,600.00	No	LIBOR	Yes	1.2500%	5.5000%	4.2500%	5.2652%	\$471,841.68
TeleGuam Holdings LLC - Second Lien Term Loan	TELEGUAMHD_SL	Monthly	\$5,312,500.00	No	LIBOR	Yes	1.2500%	8.7500%	7.5000%	8.5152%	\$452,367.34
Topp Company (The) - Term Loan	TOPSCOMPNY_TL	Quarterly	\$6,683,250.00	No	LIBOR	Yes	1.2500%	7.2500%	6.0000%	7.0152%	\$468,840.01
Travel Leaders Group LLC - Tranche B Term Loan	TRVLLEADR_TL	Quarterly	\$9,480,000.00	No	LIBOR	Yes	1.0000%	7.0000%	6.0000%	6.7652%	\$641,336.22
TravelCLICK Inc - First Lien Term B Loan	TRVLCLCK_FLTB	Monthly	\$9,481,696.12	No	LIBOR	Yes	1.2500%	5.7500%	4.5000%	5.5152%	\$522,929.76
UniTek Global Services Inc - New Incremental Term Loan	UNITKGLB_NITL	Monthly	\$2,948,630.87	No	LIBOR	Yes	1.5000%	15.0000%	13.5000%	14.7652%	\$435,369.77
Vision Solutions Inc - First Lien Term Loan	VISNSOLUT_TLB	Monthly	\$3,657,835.13	No	LIBOR	Yes	1.5000%	6.0000%	4.5000%	5.7652%	\$210,879.68
Vision Solutions Inc - Second Lien Term Loan	VISNSOLT_SLTL	Monthly	\$5,600,000.00	No	LIBOR	Yes	1.5000%	9.5000%	8.0000%	9.2652%	\$518,848.40
Volume Holdings Inc - Term Loan	VOLMEHLDIN_TL	Quarterly	\$4,000,000.00	No	LIBOR	Yes	0.0000%	5.2500%	4.2500%	4.2500%	\$170,000.00
Wall Street Systems Delaware Inc - First Lien Term Loan	WALSTSYSDE_FL	Monthly	\$3,950,000.00	No	LIBOR	Yes	1.2500%	5.7500%	4.5000%	5.5152%	\$217,848.43

Security	Security ID	Payment Frequency	Amount	Default	Rate Index	Is Libor Floor	Libor Base Rate	All In Rate	Spread	Adjusted Spread	Annual Interest/Adjusted Spread
Waupaca Foundry Inc - Tranche A-1 Loan	WAUPACFND_TA1	Quarterly	\$2,117,987.05	No	LIBOR	Yes	1.0000%	4.0000%	3.0000%	3.7652%	\$79,745.39
Waupaca Foundry Inc - Tranche A-1 Loan	WAUPACFND_TA1	Quarterly	\$3,445,035.42	No	LIBOR	Yes	1.0000%	4.0000%	3.0000%	3.7652%	\$129,710.75
Waupaca Foundry Inc - Tranche A-1 Loan	WAUPACFND_TA1	Quarterly	\$3,543,783.96	No	LIBOR	Yes	1.0000%	4.0000%	3.0000%	3.7652%	\$133,428.78
Float Subtotal			\$300,172,279.14								\$18,525,359.45
Grand Total			\$300,172,279.14								\$18,525,359.45

Minimum Weighted Average Coupon Test

APB of Collateral Obligations (excluding Defaults and Capitalized Interest)	\$300,172,279.14
APB of Fixed Rate Collateral Obligations (excluding Defaults and Capitalized Interest)	\$0.00
Aggregate Coupon (excluding Defaults and Capitalized Interest)	\$0.00

Minimum Weighted Average Fixed Rate Coupon Test

Weighted Average Fixed Rate Coupon (excluding Defaults and Capitalized Interest)	0.000%
Excess Weighted Average Floating Spread	0.000%
Weighted Average Fixed Rate Coupon plus Excess Weighted Average Floating Spread	0.00%
Minimum Weighted Average Fixed Rate Coupon	>=7.00%

Result: N/A

No records matched the report criteria or there is no data available.

Portfolio Assets: Weighted Average Spread - S&P CDO Monitor

APB of Collateral Obligations (excluding Defaults and Capitalized Interest)	\$300,172,279.14
APB of Float Rate Collateral Obligations (excluding Defaults and Capitalized Interest)	\$300,172,279.14
Aggregate Funded Spread (excluding Defaults and Capitalized Interest)	\$15,556,971.25
Aggregate Unfunded Spread (excluding Defaults and Capitalized Interest)	\$21,093.75

Weighted Average Spread for S&P CDO Monitor (excluding Defaults and Capitalized Interest) 5.190%

Security	Security ID	Payment Frequency	Amount	Default	Rate Index	All In Rate	Spread	Adjusted Spread	Annual Interest/Adjusted Spread
Float									
ABB Con-Cise Optical Group LLC - Term B-1 Loan	ABBCONCSE_TB1	Quarterly	\$1,509,090.91	No	LIBOR	4.5000%	3.5000%	3.5000%	\$52,818.18
ABB Con-Cise Optical Group LLC - Term B-1 Loan	ABBCONCSE_TB1	Quarterly	\$5,090,909.09	No	LIBOR	4.5000%	3.5000%	3.5000%	\$178,181.82
Arsloane Acquisition LLC - First Lien Tranche B Term Loan	ARSLAONE_TRB	Quarterly	\$9,552,000.00	No	LIBOR	7.5000%	6.2500%	6.2500%	\$597,000.00
Ascensus Inc - First Lien Initial Term Loan	ASCENSUS_FL	Monthly	\$4,488,750.00	No	LIBOR	5.0000%	4.0000%	4.0000%	\$179,550.00
ASP HHI Acquisition Co Inc - Additional Term Loan	ASPHHIACQ_RTL	Quarterly	\$4,012,881.40	No	LIBOR	5.0000%	3.7500%	3.7500%	\$150,483.05
Attachmate Corporation - First Lien Term Loan	ATTCHMTE_FL	Monthly	\$281,012.30	No	LIBOR	7.2500%	5.7500%	5.7500%	\$16,158.21
Attachmate Corporation - First Lien Term Loan	ATTCHMTE_FL	Quarterly	\$4,808,167.61	No	LIBOR	7.2500%	5.7500%	5.7500%	\$276,469.64
Attachmate Corporation - Second Lien Term Loan	ATCHMTECRP_SL	Quarterly	\$7,000,000.00	No	LIBOR	11.0000%	9.5000%	9.5000%	\$665,000.00
Compucom Systems Inc - Term Loan	COMPUCOMSY_TL	Monthly	\$6,947,500.00	No	LIBOR	4.2500%	3.2500%	3.2500%	\$225,793.75
CRCI Holdings Inc - Delayed Draw Term Loan	CRCHOLDG_DDTL	Quarterly	\$1,687,500.00	No	UNFND	1.2500%	1.2500%	1.2500%	\$21,093.75
CRCI Holdings Inc - Dollar Term Loan	CRCIHLDG_USTL	Quarterly	\$5,783,437.50	No	LIBOR	5.0000%	4.0000%	4.0000%	\$231,337.50
Deltek Inc - First Lien Term Loan	DELTEKINC_FL	Quarterly	\$201,668.48	No	LIBOR	4.5000%	3.5000%	3.5000%	\$7,058.40
Deltek Inc - First Lien Term Loan	DELTEKINC_FL	Quarterly	\$4,390,206.51	No	LIBOR	4.5000%	3.5000%	3.5000%	\$153,657.23
Edmentum Inc - First Lien Term Loan	EDMENTUM_FLTL	Quarterly	\$1,909,888.91	No	LIBOR	5.5000%	4.5000%	4.5000%	\$85,945.00
First American Payment Systems - First Lien Term Loan	1STAMRPYMT_FL	Monthly	\$160,000.00	No	LIBOR	5.7500%	4.5000%	4.5000%	\$7,200.00
First American Payment Systems - First Lien Term Loan	1STAMRPYMT_FL	Quarterly	\$3,280,000.00	No	LIBOR	5.7500%	4.5000%	4.5000%	\$147,600.00
First American Payment Systems - Second Lien Term Loan	1STAMRPYMT_SL	Quarterly	\$5,600,000.00	No	LIBOR	10.7500%	9.5000%	9.5000%	\$532,000.00
First Data Corp - 2018B New Term Loan	1STDAT_18BNTL	Monthly	\$480,952.38	No	LIBOR	4.1545%	4.0000%	4.0000%	\$19,238.10
First Data Corp - 2021 Extended USD Term Loan	FDATC_2021EXTL	Monthly	\$9,050,721.38	No	LIBOR	4.1545%	4.0000%	4.0000%	\$362,028.86
Generic Drug Holdings Inc - Term B-1 Loan	GNRCDRGH_TB1L	Quarterly	\$3,473,750.00	No	LIBOR	5.0000%	4.0000%	4.0000%	\$138,950.00
GlobalLogic Holdings Inc - Term Loan	GLOBALLOGC_TL	Quarterly	\$7,680,750.00	No	LIBOR	6.2500%	5.2500%	5.2500%	\$403,239.38
Grede II LLC - Term Loan	GREDEILLC_TL	Monthly	\$199,255.62	No	LIBOR	4.5000%	3.5000%	3.5000%	\$6,973.95
Grede II LLC - Term Loan	GREDEILLC_TL	Monthly	\$451,646.06	No	LIBOR	4.5000%	3.5000%	3.5000%	\$15,807.61
Grede II LLC - Term Loan	GREDEILLC_TL	Monthly	\$664,185.39	No	LIBOR	4.5000%	3.5000%	3.5000%	\$23,246.49
Grede II LLC - Term Loan	GREDEILLC_TL	Monthly	\$664,185.39	No	LIBOR	4.5000%	3.5000%	3.5000%	\$23,246.49
Healogics Inc - First Lien Term B Loan	HEALOGICS_FL	Quarterly	\$8,333.33	No	LIBOR	5.2500%	4.0000%	4.0000%	\$333.33
Healogics Inc - First Lien Term B Loan	HEALOGICS_FL	Quarterly	\$3,291,666.66	No	LIBOR	5.2500%	4.0000%	4.0000%	\$131,666.67
Healogics Inc - Second Lien Term Loan	HEALOGICIN_SL	Quarterly	\$4,000,000.00	No	LIBOR	9.2500%	8.0000%	8.0000%	\$320,000.00
Help Systems Holdings Inc - First Lien Initial Term Loan	HELPSYS_TL	Quarterly	\$9,552,000.00	No	LIBOR	5.5000%	4.5000%	4.5000%	\$429,840.00
Hoffmaster Group Inc - First Lien Term Loan	HOFFMSTRGP_TL	Monthly	\$261,654.32	No	LIBOR	6.5000%	5.2500%	5.2500%	\$13,736.85
Hoffmaster Group Inc - First Lien Term Loan	HOFFMSTRGP_TL	Quarterly	\$384,785.77	No	LIBOR	6.5000%	5.2500%	5.2500%	\$20,201.25
Hoffmaster Group Inc - First Lien Term Loan	HOFFMSTRGP_TL	Quarterly	\$1,263,347.90	No	LIBOR	6.5000%	5.2500%	5.2500%	\$66,325.77

Security	Security ID	Payment Frequency	Amount	Default	Rate Index	All In Rate	Spread	Adjusted Spread	Annual Interest/Adjusted Spread
iEnergizer Limited - Term Loan	IENERGZRLD_TL	Quarterly	\$7,400,000.00	No	LIBOR	7.2500%	6.0000%	6.0000%	\$444,000.00
Integra Telecom Holdings Inc - Term B Loan	INTGTLCMH_TBL	Quarterly	\$2,136,400.00	No	LIBOR	5.2500%	4.0000%	4.0000%	\$85,456.00
Integra Telecom Holdings Inc - Term B Loan	INTGTLCMH_TBL	Quarterly	\$2,180,000.00	No	LIBOR	5.2500%	4.0000%	4.0000%	\$87,200.00
Jackson Hewitt Inc - Senior Secured Term Loan	JCKSNHWT_SSTL	Quarterly	\$8,936,405.55	No	LIBOR	10.0000%	8.5000%	8.5000%	\$759,594.47
JHCI Acquisition Inc - First Lien Term Loan	JACOBSON_1TL	Monthly	\$8,605,227.25	No	LIBOR	7.0000%	5.7500%	5.7500%	\$494,800.57
Mercury Payment Systems LLC - Term Loan	MRCRYPYMT_TL	Quarterly	\$5,042.02	No	LIBOR	5.5000%	4.0000%	4.0000%	\$201.68
Mercury Payment Systems LLC - Term Loan	MRCRYPYMT_TL	Quarterly	\$979,831.93	No	LIBOR	5.5000%	4.0000%	4.0000%	\$39,193.28
Merrill Communications LLC - Term Loan	MERILCOM_TL	Monthly	\$11,444,824.88	No	LIBOR	5.7500%	4.7500%	4.7500%	\$543,629.18
NAB Holdings LLC - Term Loan	NABHOLDNG_TL	Quarterly	\$321,028.89	No	LIBOR	7.0000%	5.5000%	5.5000%	\$17,656.59
NAB Holdings LLC - Term Loan	NABHOLDNG_TL	Quarterly	\$2,757,137.78	No	LIBOR	7.0000%	5.5000%	5.5000%	\$151,642.58
New Breed Inc - Term Loan	NEWBREDINC_TL	Monthly	\$937,677.20	No	LIBOR	6.0000%	4.7500%	4.7500%	\$44,539.67
New Breed Inc - Term Loan	NEWBREDINC_TL	Quarterly	\$4,925,325.93	No	LIBOR	6.0000%	4.7500%	4.7500%	\$233,952.98
Otter Products LLC - Term Loan	OTTERPRDCT_TL	Quarterly	\$7,909,282.05	No	LIBOR	5.2500%	4.2500%	4.2500%	\$336,144.49
Packaging Coordinators Inc - First Lien Term Loan B	PCKNGCOORD_FL	Quarterly	\$4,962,500.00	No	LIBOR	5.5000%	4.2500%	4.2500%	\$210,906.25
Presidio Inc - Term Loan	PRESIDIOIN_TL	Quarterly	\$3,456,250.00	No	LIBOR	5.0000%	4.0000%	4.0000%	\$138,250.00
Renfro Corporation - Tranche B Term Loan	RENFRO_TLB	Quarterly	\$94,545.46	No	LIBOR	5.7500%	4.5000%	4.5000%	\$4,254.55
Renfro Corporation - Tranche B Term Loan	RENFRO_TLB	Quarterly	\$2,545,454.54	No	LIBOR	5.7500%	4.5000%	4.5000%	\$114,545.45
SafeNet Inc - First Lien Initial Term Loan	SAFENET_FL	Monthly	\$9,500,000.00	No	LIBOR	5.5000%	4.5000%	4.5000%	\$427,500.00
SESAC Holdco II LLC - First Lien Term Loan	SESACHLDII_FL	Monthly	\$8,216,000.00	No	LIBOR	5.0000%	4.0000%	4.0000%	\$328,640.00
SESAC Holdco II LLC - Second Lien Term Loan	SESACHLDII_SL	Monthly	\$2,000,000.00	No	LIBOR	10.0000%	8.7500%	8.7500%	\$175,000.00
SkillSoft Corporation - New Term Loan	SKILLSFT_NTL	Monthly	\$2,540,518.23	No	LIBOR	5.0000%	3.7500%	3.7500%	\$95,269.43
SourceHOV LLC - First Lien Term B Loan	SOURCEHOV_FL	Monthly	\$4,764,000.00	No	LIBOR	5.2500%	4.0000%	4.0000%	\$190,560.00
SourceHOV LLC - Second Lien Term Loan	SRCEHOV_SL	Monthly	\$2,000,000.00	No	LIBOR	8.7500%	7.5000%	7.5000%	\$150,000.00
Sportsman's Warehouse Inc - First Out Term Loan	SPRTSMNW_FOTL	Quarterly	\$9,552,000.00	No	LIBOR	7.2500%	6.0000%	6.0000%	\$573,120.00
STG-Fairway Acquisitions Inc - First Lien Term Loan	FRSTADVCRP_FL	Quarterly	\$3,440,261.95	No	LIBOR	6.2500%	5.0000%	5.0000%	\$172,013.10
SumTotal Systems LLC - Second Lien Term Loan	SUMTOTLSYS_SL	Quarterly	\$41,471.70	No	LIBOR	6.2500%	5.0000%	5.0000%	\$2,073.59
SumTotal Systems LLC - Second Lien Term Loan	SUMTOTLSYS_SL	Quarterly	\$11,208,528.30	No	PRIME	7.2500%	4.0000%	4.0000%	\$448,341.13
Technimark LLC - Initial Term Loan	TECHNIMRK_ITL	Quarterly	\$8,961,600.00	No	LIBOR	5.5000%	4.2500%	4.2500%	\$380,868.00
TeleGuam Holdings LLC - Second Lien Term Loan	TELEGUAMHD_SL	Monthly	\$5,312,500.00	No	LIBOR	8.7500%	7.5000%	7.5000%	\$398,437.50
Topps Company (The) - Term Loan	TOPSCOMPNY_TL	Quarterly	\$6,683,250.00	No	LIBOR	7.2500%	6.0000%	6.0000%	\$400,995.00
Travel Leaders Group LLC - Tranche B Term Loan	TRVLLEADR_TL	Quarterly	\$9,480,000.00	No	LIBOR	7.0000%	6.0000%	6.0000%	\$568,800.00
TravelCLICK Inc - First Lien Term B Loan	TRVLCLICK_FLTB	Monthly	\$9,481,696.12	No	LIBOR	5.7500%	4.5000%	4.5000%	\$426,676.33
UniTek Global Services Inc - New Incremental Term Loan	UNITKGLB_NITL	Monthly	\$2,948,630.87	No	LIBOR	15.0000%	13.5000%	13.5000%	\$398,065.17
Vision Solutions Inc - First Lien Term Loan	VISNSOLUT_TLB	Monthly	\$3,657,835.13	No	LIBOR	6.0000%	4.5000%	4.5000%	\$164,602.58
Vision Solutions Inc - Second Lien Term Loan	VISNSOLT_SLTL	Monthly	\$5,600,000.00	No	LIBOR	9.5000%	8.0000%	8.0000%	\$448,000.00
Volume Holdings Inc - Term Loan	VOLMEHLDIN_TL	Quarterly	\$4,000,000.00	No	LIBOR	5.2500%	4.2500%	4.2500%	\$170,000.00
Wall Street Systems Delaware Inc - First Lien Term Loan	WALSTSYSDE_FL	Monthly	\$3,950,000.00	No	LIBOR	5.7500%	4.5000%	4.5000%	\$177,750.00
Waupaca Foundry Inc - Tranche A-1 Loan	WAUPACFND_TA1	Quarterly	\$2,117,987.05	No	LIBOR	4.0000%	3.0000%	3.0000%	\$63,539.61
Waupaca Foundry Inc - Tranche A-1 Loan	WAUPACFND_TA1	Quarterly	\$3,445,035.42	No	LIBOR	4.0000%	3.0000%	3.0000%	\$103,351.06
Waupaca Foundry Inc - Tranche A-1 Loan	WAUPACFND_TA1	Quarterly	\$3,543,783.96	No	LIBOR	4.0000%	3.0000%	3.0000%	\$106,313.52
Float Subtotal			\$300,172,279.14						\$15,578,065.00
Grand Total			\$300,172,279.14						\$15,578,065.00

Minimum Weighted Average Moody's Recovery Rate Test

Principal Balance Total	\$300,172,279.24
Recovery Amount Total	\$140,189,016.12
Moody Minimum Weighted Average Recovery Rate	46.8%
Requirement	>= 41.00%

RESULT **PASS**

Security	Security ID	Asset Type	Moody's Security Level	Moody's DP Rating	Moody's Rating	Principal Balance	Recovery Rate	Recovery Amount
Senior Secured Loan - Differential >= +2								
Deltek Inc - First Lien Term Loan	DELTEKINC_FL	Loan	Senior Secured	B3	B1	\$4,591,875.00	60.0000%	\$2,755,125.00
Edmentum Inc - First Lien Term Loan	EDMENTUM_FLTL	Loan	Senior Secured	B2	Ba3	\$1,909,888.91	60.0000%	\$1,145,933.35
First Data Corp - 2018B New Term Loan	1STDAT_18BNTL	Loan	Senior Secured	B3	B1	\$480,952.38	60.0000%	\$288,571.43
First Data Corp - 2021 Extended USD Term Loan	FDATC_2021EXTL	Loan	Senior Secured	B3	B1	\$9,050,721.38	60.0000%	\$5,430,432.83
GlobalLogic Holdings Inc - Term Loan	GLOBALLOGC_TL	Loan	Senior Secured	B3	B1	\$7,680,750.00	60.0000%	\$4,608,450.00
JHCI Acquisition Inc - First Lien Term Loan	JACOBSON_1TL	Loan	Senior Secured	B3	B1	\$8,605,227.34	60.0000%	\$5,163,136.41
Merrill Communications LLC - Term Loan	MERILCOM_TL	Loan	Senior Secured	B3	B1	\$11,444,824.88	60.0000%	\$6,866,894.93
SkillSoft Corporation - New Term Loan	SKILLSFT_NTL	Loan	Senior Secured	B2	Ba3	\$2,540,518.23	60.0000%	\$1,524,310.94
TravelCLICK Inc - First Lien Term B Loan	TRVLCLCK_FLTB	Loan	Senior Secured	B2	Ba3	\$9,481,696.12	60.0000%	\$5,689,017.67
Senior Secured Loan - Differential >= +2 Subtotal						\$55,786,454.26		\$33,471,872.55
Senior Secured Loan - Differential = +1								
Arsloane Acquisition LLC - First Lien Tranche B Term Loan	ARSLOANE_TRB	Loan	Senior Secured	B2	B1	\$9,552,000.00	50.0000%	\$4,776,000.00
Ascensus Inc - First Lien Initial Term Loan	ASCENSUS_FL	Loan	Senior Secured	B2	B1	\$4,488,750.00	50.0000%	\$2,244,375.00
Attachmate Corporation - First Lien Term Loan	ATTCHMTE_FL	Loan	Senior Secured	B2	B1	\$5,089,179.91	50.0000%	\$2,544,589.96
Compucom Systems Inc - Term Loan	COMPUCOMSY_TL	Loan	Senior Secured	B2	B1	\$6,947,500.00	50.0000%	\$3,473,750.00
First American Payment Systems - First Lien Term Loan	1STAMPYMT_FL	Loan	Senior Secured	B2	B1	\$3,440,000.00	50.0000%	\$1,720,000.00
Generic Drug Holdings Inc - Term B-1 Loan	GNRCDRGH_TB1L	Loan	Senior Secured	B2	B1	\$3,473,750.00	50.0000%	\$1,736,875.00
Healogics Inc - First Lien Term B Loan	HEALOGICS_FL	Loan	Senior Secured	B2	B1	\$3,300,000.00	50.0000%	\$1,650,000.00
Help Systems Holdings Inc - First Lien Initial Term Loan	HELPSYS_TL	Loan	Senior Secured	***	***	\$9,552,000.00	50.0000%	\$4,776,000.00
Hoffmaster Group Inc - First Lien Term Loan	HOFFMSTRGP_TL	Loan	Senior Secured	B3	B2	\$1,909,788.00	50.0000%	\$954,894.00
Integra Telecom Holdings Inc - Term B Loan	INTGTLCMH_TBL	Loan	Senior Secured	B3	B2	\$4,316,400.00	50.0000%	\$2,158,200.00
NAB Holdings LLC - Term Loan	NABHOLDNG_TL	Loan	Senior Secured	B1	Ba3	\$3,078,166.66	50.0000%	\$1,539,083.33
SafeNet Inc - First Lien Initial Term Loan	SAFENET_FL	Loan	Senior Secured	B2	B1	\$9,500,000.00	50.0000%	\$4,750,000.00
SourceHOV LLC - First Lien Term B Loan	SOURCEHOV_FL	Loan	Senior Secured	B2	B1	\$4,764,000.00	50.0000%	\$2,382,000.00
Topps Company (The) - Term Loan	TOPSCOMPNY_TL	Loan	Senior Secured	B2	B1	\$6,683,250.00	50.0000%	\$3,341,625.00
Travel Leaders Group LLC - Tranche B Term Loan	TRVLLEADR_TL	Loan	Senior Secured	B2	B1	\$9,480,000.00	50.0000%	\$4,740,000.00
Vision Solutions Inc - First Lien Term Loan	VISNSOLUT_TLB	Loan	Senior Secured	B2	B1	\$3,657,835.13	50.0000%	\$1,828,917.56
Wall Street Systems Delaware Inc - First Lien Term Loan	WALSTSYSDE_FL	Loan	Senior Secured	B3	B2	\$3,950,000.00	50.0000%	\$1,975,000.00
Senior Secured Loan - Differential = +1 Subtotal						\$93,182,619.71		\$46,591,309.85
Senior Secured Loan - Differential = 0								
ABB Con-Cise Optical Group LLC - Term B-1 Loan	ABBCONCSE_TB1	Loan	Senior Secured	B2	B2	\$6,600,000.00	45.0000%	\$2,970,000.00
ASP HHI Acquisition Co Inc - Additional Term Loan	ASPHHIACQ_RTL	Loan	Senior Secured	B2	B2	\$4,012,881.40	45.0000%	\$1,805,796.63
CRCI Holdings Inc - Delayed Draw Term Loan	CRCHOLDG_DDTL	Loan	Senior Secured	B3	B3	\$1,687,500.00	45.0000%	\$759,375.00
CRCI Holdings Inc - Dollar Term Loan	CRCHLDG_USTL	Loan	Senior Secured	B3	B3	\$5,783,437.50	45.0000%	\$2,602,546.88
iEnergizer Limited - Term Loan	IENERGZRDL_TL	Loan	Senior Secured	B2	B2	\$7,400,000.00	45.0000%	\$3,330,000.00
Jackson Hewitt Inc - Senior Secured Term Loan	JCKSNHWT_SSTL	Loan	Senior Secured	***	***	\$8,936,405.55	50.0000%	\$4,468,202.77
Mercury Payment Systems LLC - Term Loan	MRCRYPYMT_TL	Loan	Senior Secured	B1	B1	\$984,873.95	45.0000%	\$443,193.28

Security	Security ID	Asset Type	Moody's Security Level	Moody's DP Rating	Moody's Rating	Principal Balance	Recovery Rate	Recovery Amount
New Breed Inc - Term Loan	NEWBREDINC_TL	Loan	Senior Secured	B2	B2	\$5,863,003.13	45.0000%	\$2,638,351.41
Otter Products LLC - Term Loan	OTTERPRDCT_TL	Loan	Senior Secured	B1	B1	\$7,909,282.05	45.0000%	\$3,559,176.92
Packaging Coordinators Inc - First Lien Term Loan B	PCKNGCOORD_FL	Loan	Senior Secured	B3	B3	\$4,962,500.00	60.0000%	\$2,977,500.00
Presidio Inc - Term Loan	PRESIDIOIN_TL	Loan	Senior Secured	B1	B1	\$3,456,250.00	45.0000%	\$1,555,312.50
Renfro Corporation - Tranche B Term Loan	RENFRO_TLB	Loan	Senior Secured	B2	B2	\$2,640,000.00	45.0000%	\$1,188,000.00
SESAC Holdco II LLC - First Lien Term Loan	SESACHLDCO_FL	Loan	Senior Secured	B2	B2	\$8,216,000.00	45.0000%	\$3,697,200.00
Sportsman's Warehouse Inc - First Out Term Loan	SPRTSMNW_FOTL	Loan	Senior Secured	B2	B2	\$9,552,000.00	45.0000%	\$4,298,400.00
STG-Fairway Acquisitions Inc - First Lien Term Loan	FRSTADVCRP_FL	Loan	Senior Secured	***	***	\$3,440,261.95	45.0000%	\$1,548,117.88
Technimark LLC - Initial Term Loan	TECHNIMRK_ITL	Loan	Senior Secured	***	***	\$8,961,600.00	45.0000%	\$4,032,720.00
UniTek Global Services Inc - New Incremental Term Loan	UNITKGLB_NITL	Loan	Senior Secured	Caa2	Caa2	\$2,948,630.87	45.0000%	\$1,326,883.89
Volume Holdings Inc - Term Loan	VOLMEHLDIN_TL	Loan	Senior Secured	Caa1	Caa1	\$4,000,000.00	45.0000%	\$1,800,000.00
Senior Secured Loan - Differential = 0 Subtotal						\$97,354,626.41		\$45,000,777.16
Senior Secured Loan - Differential = -1								
Grede II LLC - Term Loan	GREDEILLC_TL	Loan	Senior Secured	B1	B2	\$1,979,272.45	40.0000%	\$791,708.98
Waupaca Foundry Inc - Tranche A-1 Loan	WAUPACFND_TA1	Loan	Senior Secured	B1	B2	\$9,106,806.42	40.0000%	\$3,642,722.57
Senior Secured Loan - Differential = -1 Subtotal						\$11,086,078.88		\$4,434,431.55
Non-Senior Secured Loan - Differential = 0								
Attachmate Corporation - Second Lien Term Loan	ATCHMTECRP_SL	Loan	Second Lien	B2	B2	\$7,000,000.00	25.0000%	\$1,750,000.00
First American Payment Systems - Second Lien Term Loan	1STAMPYMT_SL	Loan	Second Lien	Caa1	Caa1	\$5,600,000.00	25.0000%	\$1,400,000.00
Healogics Inc - Second Lien Term Loan	HEALOGICIN_SL	Loan	Second Lien	Caa1	Caa1	\$4,000,000.00	25.0000%	\$1,000,000.00
SESAC Holdco II LLC - Second Lien Term Loan	SESACHLDII_SL	Loan	Second Lien	Caa1	Caa1	\$2,000,000.00	25.0000%	\$500,000.00
SourceHOV LLC - Second Lien Term Loan	SRCEHOV_SL	Loan	Second Lien	Caa1	Caa1	\$2,000,000.00	25.0000%	\$500,000.00
SumTotal Systems LLC - Second Lien Term Loan	SUMTOTLSYS_SL	Loan	Second Lien	Caa1	Caa1	\$11,250,000.00	25.0000%	\$2,812,500.00
TeleGuam Holdings LLC - Second Lien Term Loan	TELEGUAMHD_SL	Loan	Second Lien	***	***	\$5,312,500.00	25.0000%	\$1,328,125.00
Vision Solutions Inc - Second Lien Term Loan	VISNSOLT_SLTL	Loan	Second Lien	Caa1	Caa1	\$5,600,000.00	25.0000%	\$1,400,000.00
Non-Senior Secured Loan - Differential = 0 Subtotal						\$42,762,500.00		\$10,690,625.00
Grand Total						\$300,172,279.24		\$140,189,016.12

Minimum Weighted Average S&P Recovery Rate Test

Weighted Average S&P Recovery Rate Test - Class A-1	PASS
Weighted Average S&P Recovery Rate Test - Class B-1	PASS
Weighted Average S&P Recovery Rate Test - Class C-1	PASS
Weighted Average S&P Recovery Rate Test - Class D-1	PASS
Weighted Average S&P Recovery Rate Test	PASS

Minimum Weighted Average S&P Recovery Rate Test - Class A-1

Class A-1 Note Rating	AAA
Principal Balance Total	\$300,172,279.24
Recovery Amount Total	\$106,171,882.00
Weighted Average Recovery Rate	35.4%
Requirement	>= 32.00%
RESULT	PASS

Description	Security ID	AssetType	First-Lien-Last-Out	Cov-Lite	S&P Security Level	Principal Balance	Recovery Rate	Recovery Amount
Asset Specific Recovery Rating 2								
Ascensus Inc - First Lien Initial Term Loan	ASCENSUS_FL	Loan	No	No	Senior Secured	\$4,488,750.00	50.0000%	\$2,244,375.00
Asset Specific Recovery Rating 2 Subtotal						\$4,488,750.00		\$2,244,375.00
Asset Specific Recovery Rating 1								
Edmentum Inc - First Lien Term Loan	EDMENTUM_FLTL	Loan	No	No	Senior Secured	\$1,909,888.91	65.0000%	\$1,241,427.79
Asset Specific Recovery Rating 1 Subtotal						\$1,909,888.91		\$1,241,427.79
Asset Specific Recovery Rating 2								
First Data Corp - 2021 Extended USD Term Loan	FDATC_2021EXTL	Loan	No	No	Senior Secured	\$9,050,721.38	50.0000%	\$4,525,360.69
GlobalLogic Holdings Inc - Term Loan	GLOBALLOGC_TL	Loan	No	No	Senior Secured	\$7,680,750.00	50.0000%	\$3,840,375.00
Asset Specific Recovery Rating 2 Subtotal						\$16,731,471.38		\$8,365,735.69
Group B Senior Secured Loans								
Packaging Coordinators Inc - First Lien Term Loan B	PCKNGCOORD_FL	Loan	No	No	Senior Secured	\$4,962,500.00	45.0000%	\$2,233,125.00
Group B Senior Secured Loans Subtotal						\$4,962,500.00		\$2,233,125.00
Asset Specific Recovery Rating 4								
Presidio Inc - Term Loan	PRESIDIOIN_TL	Loan	No	No	Senior Secured	\$3,456,250.00	20.0000%	\$691,250.00
Asset Specific Recovery Rating 4 Subtotal						\$3,456,250.00		\$691,250.00
Asset Specific Recovery Rating 2								
SafeNet Inc - First Lien Initial Term Loan	SAFENET_FL	Loan	No	No	Senior Secured	\$9,500,000.00	50.0000%	\$4,750,000.00
SESAC Holdco II LLC - First Lien Term Loan	SESACHLDCO_FL	Loan	No	No	Senior Secured	\$8,216,000.00	50.0000%	\$4,108,000.00
Travel Leaders Group LLC - Tranche B Term Loan	TRVLLEADR_TL	Loan	No	No	Senior Secured	\$9,480,000.00	50.0000%	\$4,740,000.00
Asset Specific Recovery Rating 2 Subtotal						\$27,196,000.00		\$13,598,000.00
Group B Senior Secured Loans								
UniTek Global Services Inc - New Incremental Term Loan	UNITKGLB_NITL	Loan	No	No	Senior Secured	\$2,948,630.87	45.0000%	\$1,326,883.89
Group B Senior Secured Loans Subtotal						\$2,948,630.87		\$1,326,883.89
Asset Specific Recovery Rating 2								
Vision Solutions Inc - First Lien Term Loan	VISNSOLUT_TLB	Loan	No	No	Senior Secured	\$3,657,835.13	50.0000%	\$1,828,917.56
Asset Specific Recovery Rating 2 Subtotal						\$3,657,835.13		\$1,828,917.56
Asset Specific Recovery Rating 1								
Attachmate Corporation - First Lien Term Loan	ATTCHMTE_FL	Loan	No	No	Senior Secured	\$5,089,179.91	65.0000%	\$3,307,966.94
Grede II LLC - Term Loan	GREDEIILC_TL	Loan	No	No	Senior Secured	\$1,979,272.45	65.0000%	\$1,286,527.09

Description	Security ID	AssetType	First-Lien-Last-Out	Cov-Lite	S&P Security Level	Principal Balance	Recovery Rate	Recovery Amount
NAB Holdings LLC - Term Loan	NABHOLDNG_TL	Loan	No	No	Senior Secured	\$3,078,166.66	65.0000%	\$2,000,808.33
Asset Specific Recovery Rating 1 Subtotal						\$10,146,619.03		\$6,595,302.37
Asset Specific Recovery Rating 2								
Arsloane Acquisition LLC - First Lien Tranche B Term Loan	ARSLOANE_TRB	Loan	No	No	Senior Secured	\$9,552,000.00	50.0000%	\$4,776,000.00
First Data Corp - 2018B New Term Loan	1STDAT_18BNTL	Loan	No	No	Senior Secured	\$480,952.38	50.0000%	\$240,476.19
Healogics Inc - First Lien Term B Loan	HEALOGICS_FL	Loan	No	No	Senior Secured	\$3,300,000.00	50.0000%	\$1,650,000.00
Mercury Payment Systems LLC - Term Loan	MRCRYPYMT_TL	Loan	No	No	Senior Secured	\$984,873.95	50.0000%	\$492,436.97
Merrill Communications LLC - Term Loan	MERILCOM_TL	Loan	No	No	Senior Secured	\$11,444,824.88	50.0000%	\$5,722,412.44
SkillSoft Corporation - New Term Loan	SKILLSFT_NTL	Loan	No	No	Senior Secured	\$2,540,518.23	50.0000%	\$1,270,259.12
SourceHOV LLC - First Lien Term B Loan	SOURCEHOV_FL	Loan	No	No	Senior Secured	\$4,764,000.00	50.0000%	\$2,382,000.00
Asset Specific Recovery Rating 2 Subtotal						\$33,067,169.44		\$16,533,584.72
Asset Specific Recovery Rating 3								
ABB Con-Cise Optical Group LLC - Term B-1 Loan	ABBCONCSE_TB1	Loan	No	Yes	Senior Secured	\$6,600,000.00	30.0000%	\$1,980,000.00
ASP HHI Acquisition Co Inc - Additional Term Loan	ASPHHIACQ_RTL	Loan	No	No	Senior Secured	\$4,012,881.40	30.0000%	\$1,203,864.42
Compucom Systems Inc - Term Loan	COMPUCOMSY_TL	Loan	No	Yes	Senior Secured	\$6,947,500.00	30.0000%	\$2,084,250.00
Deltek Inc - First Lien Term Loan	DELTEKINC_FL	Loan	No	Yes	Senior Secured	\$4,591,875.00	30.0000%	\$1,377,562.50
First American Payment Systems - First Lien Term Loan	1STAMRPYMT_FL	Loan	No	No	Senior Secured	\$3,440,000.00	30.0000%	\$1,032,000.00
Generic Drug Holdings Inc - Term B-1 Loan	GNRCDRGH_TB1L	Loan	No	No	Senior Secured	\$3,473,750.00	30.0000%	\$1,042,125.00
Help Systems Holdings Inc - First Lien Initial Term Loan	HELPSYS_TL	Loan	No	No	Senior Secured	\$9,552,000.00	30.0000%	\$2,865,600.00
Hoffmaster Group Inc - First Lien Term Loan	HOFFMSTRGP_TL	Loan	No	No	Senior Secured	\$1,909,788.00	30.0000%	\$572,936.40
Integra Telecom Holdings Inc - Term B Loan	INTGTLCMH_TBL	Loan	No	No	Senior Secured	\$4,316,400.00	30.0000%	\$1,294,920.00
Jackson Hewitt Inc - Senior Secured Term Loan	JCKSNHWT_SSTL	Loan	No	No	Senior Secured	\$8,936,405.55	30.0000%	\$2,680,921.66
JHCI Acquisition Inc - First Lien Term Loan	JACOBSON_1TL	Loan	No	No	Senior Secured	\$8,605,227.34	30.0000%	\$2,581,568.20
New Breed Inc - Term Loan	NEWBREDDINC_TL	Loan	No	Yes	Senior Secured	\$5,863,003.13	30.0000%	\$1,758,900.94
Otter Products LLC - Term Loan	OTTERPRDCT_TL	Loan	No	No	Senior Secured	\$7,909,282.05	30.0000%	\$2,372,784.62
Sportsman's Warehouse Inc - First Out Term Loan	SPRTSMNW_FOTL	Loan	No	No	Senior Secured	\$9,552,000.00	30.0000%	\$2,865,600.00
STG-Fairway Acquisitions Inc - First Lien Term Loan	FRSTADVCRP_FL	Loan	No	Yes	Senior Secured	\$3,440,261.95	30.0000%	\$1,032,078.58
Topps Company (The) - Term Loan	TOPSCOMPNY_TL	Loan	No	No	Senior Secured	\$6,683,250.00	30.0000%	\$2,004,975.00
TravelCLICK Inc - First Lien Term B Loan	TRVLCLCK_FLTB	Loan	No	No	Senior Secured	\$9,481,696.12	30.0000%	\$2,844,508.84
Wall Street Systems Delaware Inc - First Lien Term Loan	WALSTSYSDE_FL	Loan	No	Yes	Senior Secured	\$3,950,000.00	30.0000%	\$1,185,000.00
Waupaca Foundry Inc - Tranche A-1 Loan	WAUPACFND_TA1	Loan	No	No	Senior Secured	\$9,106,806.42	30.0000%	\$2,732,041.93
Asset Specific Recovery Rating 3 Subtotal						\$118,372,126.98		\$35,511,638.09
Asset Specific Recovery Rating 4								
Renfro Corporation - Tranche B Term Loan	RENFRO_TLB	Loan	No	No	Senior Secured	\$2,640,000.00	20.0000%	\$528,000.00
Asset Specific Recovery Rating 4 Subtotal						\$2,640,000.00		\$528,000.00
Asset Specific Recovery Rating 6								
First American Payment Systems - Second Lien Term Loan	1STAMRPYMT_SL	Loan	No	No	Second Lien	\$5,600,000.00	2.0000%	\$112,000.00
Healogics Inc - Second Lien Term Loan	HEALOGICIN_SL	Loan	No	No	Second Lien	\$4,000,000.00	2.0000%	\$80,000.00
SESAC Holdco II LLC - Second Lien Term Loan	SESACHLDII_SL	Loan	No	No	Second Lien	\$2,000,000.00	2.0000%	\$40,000.00
SourceHOV LLC - Second Lien Term Loan	SRCEHOV_SL	Loan	No	No	Second Lien	\$2,000,000.00	2.0000%	\$40,000.00
SumTotal Systems LLC - Second Lien Term Loan	SUMTOTLSYS_SL	Loan	No	No	Second Lien	\$11,250,000.00	2.0000%	\$225,000.00
Vision Solutions Inc - Second Lien Term Loan	VISNSOLT_SLTL	Loan	No	No	Second Lien	\$5,600,000.00	2.0000%	\$112,000.00
Asset Specific Recovery Rating 6 Subtotal						\$30,450,000.00		\$609,000.00
Group A Senior Secured Loans								
iEnergizer Limited - Term Loan	IENERGZRLD_TL	Loan	No	No	Senior Secured	\$7,400,000.00	50.0000%	\$3,700,000.00
Group A Senior Secured Loans Subtotal						\$7,400,000.00		\$3,700,000.00
Group B Senior Secured Loans								

Description	Security ID	AssetType	First-Lien-Last-Out	Cov-Lite	S&P Security Level	Principal Balance	Recovery Rate	Recovery Amount
CRCI Holdings Inc - Delayed Draw Term Loan	CRCHOLDG_DDTL	Loan	No	No	Senior Secured	\$1,687,500.00	45.0000%	\$759,375.00
CRCI Holdings Inc - Dollar Term Loan	CRCHLDG_USTL	Loan	No	No	Senior Secured	\$5,783,437.50	45.0000%	\$2,602,546.88
Technimark LLC - Initial Term Loan	TECHNIMRK_ITL	Loan	No	No	Senior Secured	\$8,961,600.00	45.0000%	\$4,032,720.00
Volume Holdings Inc - Term Loan	VOLMEHLDIN_TL	Loan	No	No	Senior Secured	\$4,000,000.00	45.0000%	\$1,800,000.00
Group B Senior Secured Loans Subtotal						\$20,432,537.50		\$9,194,641.88
Group B Senior unsecured loans and Second Lien Loans								
Attachmate Corporation - Second Lien Term Loan	ATCHMTECRP_SL	Loan	No	No	Second Lien	\$7,000,000.00	16.0000%	\$1,120,000.00
TeleGuam Holdings LLC - Second Lien Term Loan	TELEGUAMHD_SL	Loan	No	No	Second Lien	\$5,312,500.00	16.0000%	\$850,000.00
Group B Senior unsecured loans and Second Lien Loans Subtotal						\$12,312,500.00		\$1,970,000.00
Grand Total						\$300,172,279.24		\$106,171,882.00

Minimum Weighted Average S&P Recovery Rate Test - Class B-1

Class B-1 Note Rating	AA
Principal Balance Total	\$300,172,279.24
Recovery Amount Total	\$130,453,639.82
Weighted Average Recovery Rate	43.5%
Requirement	>= 39.00%
RESULT	PASS

Description	Security ID	AssetType	First-Lien-Last-Out	Cov-Lite	S&P Security Level	Principal Balance	Recovery Rate	Recovery Amount
Asset Specific Recovery Rating 1								
Attachmate Corporation - First Lien Term Loan	ATTCHMTE_FL	Loan	No	No	Senior Secured	\$5,089,179.91	75.0000%	\$3,816,884.93
Edmentum Inc - First Lien Term Loan	EDMENTUM_FLTL	Loan	No	No	Senior Secured	\$1,909,888.91	75.0000%	\$1,432,416.68
Grede II LLC - Term Loan	GREDEILLC_TL	Loan	No	No	Senior Secured	\$1,979,272.45	75.0000%	\$1,484,454.34
NAB Holdings LLC - Term Loan	NABHOLDNG_TL	Loan	No	No	Senior Secured	\$3,078,166.66	75.0000%	\$2,308,625.00
Asset Specific Recovery Rating 1 Subtotal						\$12,056,507.94		\$9,042,380.95
Asset Specific Recovery Rating 2								
Arsloane Acquisition LLC - First Lien Tranche B Term Loan	ARSLOANE_TRB	Loan	No	No	Senior Secured	\$9,552,000.00	60.0000%	\$5,731,200.00
Ascensus Inc - First Lien Initial Term Loan	ASCENSUS_FL	Loan	No	No	Senior Secured	\$4,488,750.00	60.0000%	\$2,693,250.00
First Data Corp - 2018B New Term Loan	1STDAT_18BNTL	Loan	No	No	Senior Secured	\$480,952.38	60.0000%	\$288,571.43
First Data Corp - 2021 Extended USD Term Loan	FDATC_2021EXTL	Loan	No	No	Senior Secured	\$9,050,721.38	60.0000%	\$5,430,432.83
GlobalLogic Holdings Inc - Term Loan	GLOBALLOGC_TL	Loan	No	No	Senior Secured	\$7,680,750.00	60.0000%	\$4,608,450.00
Healogics Inc - First Lien Term B Loan	HEALOGICS_FL	Loan	No	No	Senior Secured	\$3,300,000.00	60.0000%	\$1,980,000.00
Mercury Payment Systems LLC - Term Loan	MRCRYPYMT_TL	Loan	No	No	Senior Secured	\$984,873.95	60.0000%	\$590,924.37
Merrill Communications LLC - Term Loan	MERILCOM_TL	Loan	No	No	Senior Secured	\$11,444,824.88	60.0000%	\$6,866,894.93
SafeNet Inc - First Lien Initial Term Loan	SAFENET_FL	Loan	No	No	Senior Secured	\$9,500,000.00	60.0000%	\$5,700,000.00
SESAC Holdco II LLC - First Lien Term Loan	SESACHLDCO_FL	Loan	No	No	Senior Secured	\$8,216,000.00	60.0000%	\$4,929,600.00
SkillSoft Corporation - New Term Loan	SKILLSFT_NTL	Loan	No	No	Senior Secured	\$2,540,518.23	60.0000%	\$1,524,310.94
SourceHOV LLC - First Lien Term B Loan	SOURCEHOV_FL	Loan	No	No	Senior Secured	\$4,764,000.00	60.0000%	\$2,858,400.00
Travel Leaders Group LLC - Tranche B Term Loan	TRVLEADR_TL	Loan	No	No	Senior Secured	\$9,480,000.00	60.0000%	\$5,688,000.00
Vision Solutions Inc - First Lien Term Loan	VISNSOLUT_TLB	Loan	No	No	Senior Secured	\$3,657,835.13	60.0000%	\$2,194,701.08
Asset Specific Recovery Rating 2 Subtotal						\$85,141,225.95		\$51,084,735.57
Asset Specific Recovery Rating 3								
ABB Con-Cise Optical Group LLC - Term B-1 Loan	ABBCONCSE_TB1	Loan	No	Yes	Senior Secured	\$6,600,000.00	40.0000%	\$2,640,000.00
ASP HHI Acquisition Co Inc - Additional Term Loan	ASPHHIACQ_RTL	Loan	No	No	Senior Secured	\$4,012,881.40	40.0000%	\$1,605,152.56
Compucom Systems Inc - Term Loan	COMPUCOMSY_TL	Loan	No	Yes	Senior Secured	\$6,947,500.00	40.0000%	\$2,779,000.00
Delttek Inc - First Lien Term Loan	DELTEKINC_FL	Loan	No	Yes	Senior Secured	\$4,591,875.00	40.0000%	\$1,836,750.00
First American Payment Systems - First Lien Term Loan	1STAMRPYMT_FL	Loan	No	No	Senior Secured	\$3,440,000.00	40.0000%	\$1,376,000.00
Generic Drug Holdings Inc - Term B-1 Loan	GNRCDRGH_TB1L	Loan	No	No	Senior Secured	\$3,473,750.00	40.0000%	\$1,389,500.00
Help Systems Holdings Inc - First Lien Initial Term Loan	HELPSYS_TL	Loan	No	No	Senior Secured	\$9,552,000.00	40.0000%	\$3,820,800.00
Hoffmaster Group Inc - First Lien Term Loan	HOFFMSTRGP_TL	Loan	No	No	Senior Secured	\$1,909,788.00	40.0000%	\$763,915.20
Integra Telecom Holdings Inc - Term B Loan	INTGTLCMH_TBL	Loan	No	No	Senior Secured	\$4,316,400.00	40.0000%	\$1,726,560.00
Jackson Hewitt Inc - Senior Secured Term Loan	JCKSNHWT_SSTL	Loan	No	No	Senior Secured	\$8,936,405.55	40.0000%	\$3,574,562.22
JHCI Acquisition Inc - First Lien Term Loan	JACOBSON_1TL	Loan	No	No	Senior Secured	\$8,605,227.34	40.0000%	\$3,442,090.94
New Breed Inc - Term Loan	NEWBREDINC_TL	Loan	No	Yes	Senior Secured	\$5,863,003.13	40.0000%	\$2,345,201.25
Otter Products LLC - Term Loan	OTTERPRDCT_TL	Loan	No	No	Senior Secured	\$7,909,282.05	40.0000%	\$3,163,712.82
Sportsman's Warehouse Inc - First Out Term Loan	SPRTSMNW_FOTL	Loan	No	No	Senior Secured	\$9,552,000.00	40.0000%	\$3,820,800.00

Description	Security ID	AssetType	First-Lien-Last-Out	Cov-Lite	S&P Security Level	Principal Balance	Recovery Rate	Recovery Amount
STG-Fairway Acquisitions Inc - First Lien Term Loan	FRSTADVCRP_FL	Loan	No	Yes	Senior Secured	\$3,440,261.95	40.0000%	\$1,376,104.78
Topps Company (The) - Term Loan	TOPSCOMPNY_TL	Loan	No	No	Senior Secured	\$6,683,250.00	40.0000%	\$2,673,300.00
TravelCLICK Inc - First Lien Term B Loan	TRVLCLCK_FLTB	Loan	No	No	Senior Secured	\$9,481,696.12	40.0000%	\$3,792,678.45
Wall Street Systems Delaware Inc - First Lien Term Loan	WALSTSYSDE_FL	Loan	No	Yes	Senior Secured	\$3,950,000.00	40.0000%	\$1,580,000.00
Waupaca Foundry Inc - Tranche A-1 Loan	WAUPACFND_TA1	Loan	No	No	Senior Secured	\$9,106,806.42	40.0000%	\$3,642,722.57
Asset Specific Recovery Rating 3 Subtotal						\$118,372,126.98		\$47,348,850.79
Asset Specific Recovery Rating 4								
Presidio Inc - Term Loan	PRESIDIOIN_TL	Loan	No	No	Senior Secured	\$3,456,250.00	26.0000%	\$898,625.00
Renfro Corporation - Tranche B Term Loan	RENFRO_TLB	Loan	No	No	Senior Secured	\$2,640,000.00	26.0000%	\$686,400.00
Asset Specific Recovery Rating 4 Subtotal						\$6,096,250.00		\$1,585,025.00
Asset Specific Recovery Rating 6								
First American Payment Systems - Second Lien Term Loan	1STAMPYMT_SL	Loan	No	No	Second Lien	\$5,600,000.00	4.0000%	\$224,000.00
Healogics Inc - Second Lien Term Loan	HEALOGICIN_SL	Loan	No	No	Second Lien	\$4,000,000.00	4.0000%	\$160,000.00
SESAC Holdco II LLC - Second Lien Term Loan	SESACHLDII_SL	Loan	No	No	Second Lien	\$2,000,000.00	4.0000%	\$80,000.00
SourceHOV LLC - Second Lien Term Loan	SRCEHOV_SL	Loan	No	No	Second Lien	\$2,000,000.00	4.0000%	\$80,000.00
SumTotal Systems LLC - Second Lien Term Loan	SUMTOTLSYS_SL	Loan	No	No	Second Lien	\$11,250,000.00	4.0000%	\$450,000.00
Vision Solutions Inc - Second Lien Term Loan	VISNSOLT_SLTL	Loan	No	No	Second Lien	\$5,600,000.00	4.0000%	\$224,000.00
Asset Specific Recovery Rating 6 Subtotal						\$30,450,000.00		\$1,218,000.00
Group A Senior Secured Loans								
iEnergizer Limited - Term Loan	IENERGZRLD_TL	Loan	No	No	Senior Secured	\$7,400,000.00	55.0000%	\$4,070,000.00
Group A Senior Secured Loans Subtotal						\$7,400,000.00		\$4,070,000.00
Group B Senior Secured Loans								
CRCI Holdings Inc - Delayed Draw Term Loan	CRCHOLDG_DDTL	Loan	No	No	Senior Secured	\$1,687,500.00	49.0000%	\$826,875.00
CRCI Holdings Inc - Dollar Term Loan	CRCIHLDG_USTL	Loan	No	No	Senior Secured	\$5,783,437.50	49.0000%	\$2,833,884.38
Packaging Coordinators Inc - First Lien Term Loan B	PCKNGCOORD_FL	Loan	No	No	Senior Secured	\$4,962,500.00	49.0000%	\$2,431,625.00
Technimark LLC - Initial Term Loan	TECHNIMRK_ITL	Loan	No	No	Senior Secured	\$8,961,600.00	49.0000%	\$4,391,184.00
UniTek Global Services Inc - New Incremental Term Loan	UNITKGLB_NITL	Loan	No	No	Senior Secured	\$2,948,630.87	49.0000%	\$1,444,829.13
Volume Holdings Inc - Term Loan	VOLMEHLIDN_TL	Loan	No	No	Senior Secured	\$4,000,000.00	49.0000%	\$1,960,000.00
Group B Senior Secured Loans Subtotal						\$28,343,668.37		\$13,888,397.50
Group B Senior unsecured loans and Second Lien Loans								
Attachmate Corporation - Second Lien Term Loan	ATCHMTECRP_SL	Loan	No	No	Second Lien	\$7,000,000.00	18.0000%	\$1,260,000.00
TeleGuam Holdings LLC - Second Lien Term Loan	TELEGUAMHD_SL	Loan	No	No	Second Lien	\$5,312,500.00	18.0000%	\$956,250.00
Group B Senior unsecured loans and Second Lien Loans Subtotal						\$12,312,500.00		\$2,216,250.00
Grand Total						\$300,172,279.24		\$130,453,639.82

Minimum Weighted Average S&P Recovery Rate Test - Class C-1

Class C-1 Note Rating	A
Principal Balance Total	\$300,172,279.24
Recovery Amount Total	\$146,102,125.63
Weighted Average Recovery Rate	48.7%
Requirement	>= 44.25%
RESULT	PASS

Description	Security ID	AssetType	First-Lien-Last-Out	Cov-Lite	S&P Security Level	Principal Balance	Recovery Rate	Recovery Amount
Asset Specific Recovery Rating 1								
Attachmate Corporation - First Lien Term Loan	ATTCHMTE_FL	Loan	No	No	Senior Secured	\$5,089,179.91	80.0000%	\$4,071,343.93
Edmentum Inc - First Lien Term Loan	EDMENTUM_FLTL	Loan	No	No	Senior Secured	\$1,909,888.91	80.0000%	\$1,527,911.13
Grede II LLC - Term Loan	GREDEILLC_TL	Loan	No	No	Senior Secured	\$1,979,272.45	80.0000%	\$1,583,417.96
NAB Holdings LLC - Term Loan	NABHOLDNG_TL	Loan	No	No	Senior Secured	\$3,078,166.66	80.0000%	\$2,462,533.33
Asset Specific Recovery Rating 1 Subtotal						\$12,056,507.94		\$9,645,206.35
Asset Specific Recovery Rating 2								
Arsloane Acquisition LLC - First Lien Tranche B Term Loan	ARSLOANE_TRB	Loan	No	No	Senior Secured	\$9,552,000.00	66.0000%	\$6,304,320.00
Ascensus Inc - First Lien Initial Term Loan	ASCENSUS_FL	Loan	No	No	Senior Secured	\$4,488,750.00	66.0000%	\$2,962,575.00
First Data Corp - 2018B New Term Loan	1STDAT_18BNTL	Loan	No	No	Senior Secured	\$480,952.38	66.0000%	\$317,428.57
First Data Corp - 2021 Extended USD Term Loan	FDATC_2021EXTL	Loan	No	No	Senior Secured	\$9,050,721.38	66.0000%	\$5,973,476.11
GlobalLogic Holdings Inc - Term Loan	GLOBALLOGC_TL	Loan	No	No	Senior Secured	\$7,680,750.00	66.0000%	\$5,069,295.00
Healogics Inc - First Lien Term B Loan	HEALOGICS_FL	Loan	No	No	Senior Secured	\$3,300,000.00	66.0000%	\$2,178,000.00
Mercury Payment Systems LLC - Term Loan	MRCRYPYMT_TL	Loan	No	No	Senior Secured	\$984,873.95	66.0000%	\$650,016.81
Merrill Communications LLC - Term Loan	MERILCOM_TL	Loan	No	No	Senior Secured	\$11,444,824.88	66.0000%	\$7,553,584.42
SafeNet Inc - First Lien Initial Term Loan	SAFENET_FL	Loan	No	No	Senior Secured	\$9,500,000.00	66.0000%	\$6,270,000.00
SESAC Holdco II LLC - First Lien Term Loan	SESACHLDCO_FL	Loan	No	No	Senior Secured	\$8,216,000.00	66.0000%	\$5,422,560.00
SkillSoft Corporation - New Term Loan	SKILLSFT_NTL	Loan	No	No	Senior Secured	\$2,540,518.23	66.0000%	\$1,676,742.04
SourceHOV LLC - First Lien Term B Loan	SOURCEHOV_FL	Loan	No	No	Senior Secured	\$4,764,000.00	66.0000%	\$3,144,240.00
Travel Leaders Group LLC - Tranche B Term Loan	TRVLEADR_TL	Loan	No	No	Senior Secured	\$9,480,000.00	66.0000%	\$6,256,800.00
Vision Solutions Inc - First Lien Term Loan	VISNSOLUT_TLB	Loan	No	No	Senior Secured	\$3,657,835.13	66.0000%	\$2,414,171.19
Asset Specific Recovery Rating 2 Subtotal						\$85,141,225.95		\$56,193,209.13
Asset Specific Recovery Rating 3								
ABB Con-Cise Optical Group LLC - Term B-1 Loan	ABBCONCSE_TB1	Loan	No	Yes	Senior Secured	\$6,600,000.00	46.0000%	\$3,036,000.00
ASP HHI Acquisition Co Inc - Additional Term Loan	ASPHHIACQ_RTL	Loan	No	No	Senior Secured	\$4,012,881.40	46.0000%	\$1,845,925.45
Compucom Systems Inc - Term Loan	COMPUCOMSY_TL	Loan	No	Yes	Senior Secured	\$6,947,500.00	46.0000%	\$3,195,850.00
Delltek Inc - First Lien Term Loan	DELTEKINC_FL	Loan	No	Yes	Senior Secured	\$4,591,875.00	46.0000%	\$2,112,262.50
First American Payment Systems - First Lien Term Loan	1STAMRPYMT_FL	Loan	No	No	Senior Secured	\$3,440,000.00	46.0000%	\$1,582,400.00
Generic Drug Holdings Inc - Term B-1 Loan	GNRCDRGH_TB1L	Loan	No	No	Senior Secured	\$3,473,750.00	46.0000%	\$1,597,925.00
Help Systems Holdings Inc - First Lien Initial Term Loan	HELPSYS_TL	Loan	No	No	Senior Secured	\$9,552,000.00	46.0000%	\$4,393,920.00
Hoffmaster Group Inc - First Lien Term Loan	HOFFMSTRGP_TL	Loan	No	No	Senior Secured	\$1,909,788.00	46.0000%	\$878,502.48
Integra Telecom Holdings Inc - Term B Loan	INTGTLCMH_TBL	Loan	No	No	Senior Secured	\$4,316,400.00	46.0000%	\$1,985,544.00
Jackson Hewitt Inc - Senior Secured Term Loan	JCKSNHWT_SSTL	Loan	No	No	Senior Secured	\$8,936,405.55	46.0000%	\$4,110,746.55
JHCI Acquisition Inc - First Lien Term Loan	JACOBSON_1TL	Loan	No	No	Senior Secured	\$8,605,227.34	46.0000%	\$3,958,404.58
New Breed Inc - Term Loan	NEWBREDINC_TL	Loan	No	Yes	Senior Secured	\$5,863,003.13	46.0000%	\$2,696,981.44
Otter Products LLC - Term Loan	OTTERPRDCT_TL	Loan	No	No	Senior Secured	\$7,909,282.05	46.0000%	\$3,638,269.74
Sportsman's Warehouse Inc - First Out Term Loan	SPRTSMNW_FOTL	Loan	No	No	Senior Secured	\$9,552,000.00	46.0000%	\$4,393,920.00

Description	Security ID	AssetType	First-Lien-Last-Out	Cov-Lite	S&P Security Level	Principal Balance	Recovery Rate	Recovery Amount
STG-Fairway Acquisitions Inc - First Lien Term Loan	FRSTADVCRP_FL	Loan	No	Yes	Senior Secured	\$3,440,261.95	46.0000%	\$1,582,520.50
Topps Company (The) - Term Loan	TOPSCOMPNY_TL	Loan	No	No	Senior Secured	\$6,683,250.00	46.0000%	\$3,074,295.00
TravelCLICK Inc - First Lien Term B Loan	TRVLCLCK_FLTB	Loan	No	No	Senior Secured	\$9,481,696.12	46.0000%	\$4,361,580.22
Wall Street Systems Delaware Inc - First Lien Term Loan	WALSTSYSDE_FL	Loan	No	Yes	Senior Secured	\$3,950,000.00	46.0000%	\$1,817,000.00
Waupaca Foundry Inc - Tranche A-1 Loan	WAUPACFND_TA1	Loan	No	No	Senior Secured	\$9,106,806.42	46.0000%	\$4,189,130.96
Asset Specific Recovery Rating 3 Subtotal						\$118,372,126.98		\$54,451,178.41
Asset Specific Recovery Rating 4								
Presidio Inc - Term Loan	PRESIDIOIN_TL	Loan	No	No	Senior Secured	\$3,456,250.00	33.0000%	\$1,140,562.50
Renfro Corporation - Tranche B Term Loan	RENFRO_TLB	Loan	No	No	Senior Secured	\$2,640,000.00	33.0000%	\$871,200.00
Asset Specific Recovery Rating 4 Subtotal						\$6,096,250.00		\$2,011,762.50
Asset Specific Recovery Rating 6								
First American Payment Systems - Second Lien Term Loan	1STAMPYMT_SL	Loan	No	No	Second Lien	\$5,600,000.00	6.0000%	\$336,000.00
Healogics Inc - Second Lien Term Loan	HEALOGICIN_SL	Loan	No	No	Second Lien	\$4,000,000.00	6.0000%	\$240,000.00
SESAC Holdco II LLC - Second Lien Term Loan	SESACHLDII_SL	Loan	No	No	Second Lien	\$2,000,000.00	6.0000%	\$120,000.00
SourceHOV LLC - Second Lien Term Loan	SRCEHOV_SL	Loan	No	No	Second Lien	\$2,000,000.00	6.0000%	\$120,000.00
SumTotal Systems LLC - Second Lien Term Loan	SUMTOTLSYS_SL	Loan	No	No	Second Lien	\$11,250,000.00	6.0000%	\$675,000.00
Vision Solutions Inc - Second Lien Term Loan	VISNSOLT_SLTL	Loan	No	No	Second Lien	\$5,600,000.00	6.0000%	\$336,000.00
Asset Specific Recovery Rating 6 Subtotal						\$30,450,000.00		\$1,827,000.00
Group A Senior Secured Loans								
iEnergizer Limited - Term Loan	IENERGZRLD_TL	Loan	No	No	Senior Secured	\$7,400,000.00	59.0000%	\$4,366,000.00
Group A Senior Secured Loans Subtotal						\$7,400,000.00		\$4,366,000.00
Group B Senior Secured Loans								
CRCI Holdings Inc - Delayed Draw Term Loan	CRCHOLDG_DDTL	Loan	No	No	Senior Secured	\$1,687,500.00	53.0000%	\$894,375.00
CRCI Holdings Inc - Dollar Term Loan	CRCIHLDG_USTL	Loan	No	No	Senior Secured	\$5,783,437.50	53.0000%	\$3,065,221.88
Packaging Coordinators Inc - First Lien Term Loan B	PCKNGCOORD_FL	Loan	No	No	Senior Secured	\$4,962,500.00	53.0000%	\$2,630,125.00
Technimark LLC - Initial Term Loan	TECHNIMRK_ITL	Loan	No	No	Senior Secured	\$8,961,600.00	53.0000%	\$4,749,648.00
UniTek Global Services Inc - New Incremental Term Loan	UNITKGLB_NITL	Loan	No	No	Senior Secured	\$2,948,630.87	53.0000%	\$1,562,774.36
Volume Holdings Inc - Term Loan	VOLMEHLDIN_TL	Loan	No	No	Senior Secured	\$4,000,000.00	53.0000%	\$2,120,000.00
Group B Senior Secured Loans Subtotal						\$28,343,668.37		\$15,022,144.24
Group B Senior unsecured loans and Second Lien Loans								
Attachmate Corporation - Second Lien Term Loan	ATCHMTECRP_SL	Loan	No	No	Second Lien	\$7,000,000.00	21.0000%	\$1,470,000.00
TeleGuam Holdings LLC - Second Lien Term Loan	TELEGUAMHD_SL	Loan	No	No	Second Lien	\$5,312,500.00	21.0000%	\$1,115,625.00
Group B Senior unsecured loans and Second Lien Loans Subtotal						\$12,312,500.00		\$2,585,625.00
Grand Total						\$300,172,279.24		\$146,102,125.63

Minimum Weighted Average S&P Recovery Rate Test - Class D-1

Class D-1 Note Rating	BBB
Principal Balance Total	\$300,172,279.24
Recovery Amount Total	\$164,008,219.15
Weighted Average Recovery Rate	54.6%
Requirement	>= 46.50%
RESULT	PASS

Description	Security ID	AssetType	First-Lien-Last-Out	Cov-Lite	S&P Security Level	Principal Balance	Recovery Rate	Recovery Amount
Asset Specific Recovery Rating 1								
Attachmate Corporation - First Lien Term Loan	ATTCHMTE_FL	Loan	No	No	Senior Secured	\$5,089,179.91	85.0000%	\$4,325,802.93
Edmentum Inc - First Lien Term Loan	EDMENTUM_FLTL	Loan	No	No	Senior Secured	\$1,909,888.91	85.0000%	\$1,623,405.58
Grede II LLC - Term Loan	GREDEILLC_TL	Loan	No	No	Senior Secured	\$1,979,272.45	85.0000%	\$1,682,381.58
NAB Holdings LLC - Term Loan	NABHOLDNG_TL	Loan	No	No	Senior Secured	\$3,078,166.66	85.0000%	\$2,616,441.66
Asset Specific Recovery Rating 1 Subtotal						\$12,056,507.94		\$10,248,031.75
Asset Specific Recovery Rating 2								
Arsloane Acquisition LLC - First Lien Tranche B Term Loan	ARSLOANE_TRB	Loan	No	No	Senior Secured	\$9,552,000.00	73.0000%	\$6,972,960.00
Ascensus Inc - First Lien Initial Term Loan	ASCENSUS_FL	Loan	No	No	Senior Secured	\$4,488,750.00	73.0000%	\$3,276,787.50
First Data Corp - 2018B New Term Loan	1STDAT_18BNTL	Loan	No	No	Senior Secured	\$480,952.38	73.0000%	\$351,095.24
First Data Corp - 2021 Extended USD Term Loan	FDATC_2021EXTL	Loan	No	No	Senior Secured	\$9,050,721.38	73.0000%	\$6,607,026.61
GlobalLogic Holdings Inc - Term Loan	GLOBALLOGC_TL	Loan	No	No	Senior Secured	\$7,680,750.00	73.0000%	\$5,606,947.50
Healogics Inc - First Lien Term B Loan	HEALOGICS_FL	Loan	No	No	Senior Secured	\$3,300,000.00	73.0000%	\$2,409,000.00
Mercury Payment Systems LLC - Term Loan	MRCRYPYMT_TL	Loan	No	No	Senior Secured	\$984,873.95	73.0000%	\$718,957.98
Merrill Communications LLC - Term Loan	MERILCOM_TL	Loan	No	No	Senior Secured	\$11,444,824.88	73.0000%	\$8,354,722.16
SafeNet Inc - First Lien Initial Term Loan	SAFENET_FL	Loan	No	No	Senior Secured	\$9,500,000.00	73.0000%	\$6,935,000.00
SESAC Holdco II LLC - First Lien Term Loan	SESACHLDCO_FL	Loan	No	No	Senior Secured	\$8,216,000.00	73.0000%	\$5,997,680.00
SkillSoft Corporation - New Term Loan	SKILLSFT_NTL	Loan	No	No	Senior Secured	\$2,540,518.23	73.0000%	\$1,854,578.31
SourceHOV LLC - First Lien Term B Loan	SOURCEHOV_FL	Loan	No	No	Senior Secured	\$4,764,000.00	73.0000%	\$3,477,720.00
Travel Leaders Group LLC - Tranche B Term Loan	TRVLEADR_TL	Loan	No	No	Senior Secured	\$9,480,000.00	73.0000%	\$6,920,400.00
Vision Solutions Inc - First Lien Term Loan	VISNSOLUT_TLB	Loan	No	No	Senior Secured	\$3,657,835.13	73.0000%	\$2,670,219.64
Asset Specific Recovery Rating 2 Subtotal						\$85,141,225.95		\$62,153,094.95
Asset Specific Recovery Rating 3								
ABB Con-Cise Optical Group LLC - Term B-1 Loan	ABBCONCSE_TB1	Loan	No	Yes	Senior Secured	\$6,600,000.00	53.0000%	\$3,498,000.00
ASP HHI Acquisition Co Inc - Additional Term Loan	ASPHHIACQ_RTL	Loan	No	No	Senior Secured	\$4,012,881.40	53.0000%	\$2,126,827.14
Compucon Systems Inc - Term Loan	COMPUCOMSY_TL	Loan	No	Yes	Senior Secured	\$6,947,500.00	53.0000%	\$3,682,175.00
Delltek Inc - First Lien Term Loan	DELTEKINC_FL	Loan	No	Yes	Senior Secured	\$4,591,875.00	53.0000%	\$2,433,693.75
First American Payment Systems - First Lien Term Loan	1STAMRPYMT_FL	Loan	No	No	Senior Secured	\$3,440,000.00	53.0000%	\$1,823,200.00
Generic Drug Holdings Inc - Term B-1 Loan	GNRCDRGH_TB1L	Loan	No	No	Senior Secured	\$3,473,750.00	53.0000%	\$1,841,087.50
Help Systems Holdings Inc - First Lien Initial Term Loan	HELPSYS_TL	Loan	No	No	Senior Secured	\$9,552,000.00	53.0000%	\$5,062,560.00
Hoffmaster Group Inc - First Lien Term Loan	HOFFMSTRGP_TL	Loan	No	No	Senior Secured	\$1,909,788.00	53.0000%	\$1,012,187.64
Integra Telecom Holdings Inc - Term B Loan	INTGTLCMH_TBL	Loan	No	No	Senior Secured	\$4,316,400.00	53.0000%	\$2,287,692.00
Jackson Hewitt Inc - Senior Secured Term Loan	JCKSNHWT_SSTL	Loan	No	No	Senior Secured	\$8,936,405.55	53.0000%	\$4,736,294.94
JHCI Acquisition Inc - First Lien Term Loan	JACOBSON_1TL	Loan	No	No	Senior Secured	\$8,605,227.34	53.0000%	\$4,560,770.49
New Breed Inc - Term Loan	NEWBREDINC_TL	Loan	No	Yes	Senior Secured	\$5,863,003.13	53.0000%	\$3,107,391.66
Otter Products LLC - Term Loan	OTTERPRDCT_TL	Loan	No	No	Senior Secured	\$7,909,282.05	53.0000%	\$4,191,919.49
Sportsman's Warehouse Inc - First Out Term Loan	SPRTSMNW_FOTL	Loan	No	No	Senior Secured	\$9,552,000.00	53.0000%	\$5,062,560.00

Description	Security ID	AssetType	First-Lien-Last-Out	Cov-Lite	S&P Security Level	Principal Balance	Recovery Rate	Recovery Amount
STG-Fairway Acquisitions Inc - First Lien Term Loan	FRSTADVCRP_FL	Loan	No	Yes	Senior Secured	\$3,440,261.95	53.0000%	\$1,823,338.83
Topps Company (The) - Term Loan	TOPSCOMPNY_TL	Loan	No	No	Senior Secured	\$6,683,250.00	53.0000%	\$3,542,122.50
TravelCLICK Inc - First Lien Term B Loan	TRVLCLCK_FLTB	Loan	No	No	Senior Secured	\$9,481,696.12	53.0000%	\$5,025,298.95
Wall Street Systems Delaware Inc - First Lien Term Loan	WALSTSYSDE_FL	Loan	No	Yes	Senior Secured	\$3,950,000.00	53.0000%	\$2,093,500.00
Waupaca Foundry Inc - Tranche A-1 Loan	WAUPACFND_TA1	Loan	No	No	Senior Secured	\$9,106,806.42	53.0000%	\$4,826,607.41
Asset Specific Recovery Rating 3 Subtotal						\$118,372,126.98		\$62,737,227.30
Asset Specific Recovery Rating 4								
Presidio Inc - Term Loan	PRESIDIOIN_TL	Loan	No	No	Senior Secured	\$3,456,250.00	39.0000%	\$1,347,937.50
Renfro Corporation - Tranche B Term Loan	RENFRO_TLB	Loan	No	No	Senior Secured	\$2,640,000.00	39.0000%	\$1,029,600.00
Asset Specific Recovery Rating 4 Subtotal						\$6,096,250.00		\$2,377,537.50
Asset Specific Recovery Rating 6								
First American Payment Systems - Second Lien Term Loan	1STAMPYMT_SL	Loan	No	No	Second Lien	\$5,600,000.00	8.0000%	\$448,000.00
Healogics Inc - Second Lien Term Loan	HEALOGICIN_SL	Loan	No	No	Second Lien	\$4,000,000.00	8.0000%	\$320,000.00
SESAC Holdco II LLC - Second Lien Term Loan	SESACHLDII_SL	Loan	No	No	Second Lien	\$2,000,000.00	8.0000%	\$160,000.00
SourceHOV LLC - Second Lien Term Loan	SRCEHOV_SL	Loan	No	No	Second Lien	\$2,000,000.00	8.0000%	\$160,000.00
SumTotal Systems LLC - Second Lien Term Loan	SUMTOTLSYS_SL	Loan	No	No	Second Lien	\$11,250,000.00	8.0000%	\$900,000.00
Vision Solutions Inc - Second Lien Term Loan	VISNSOLT_SLTL	Loan	No	No	Second Lien	\$5,600,000.00	8.0000%	\$448,000.00
Asset Specific Recovery Rating 6 Subtotal						\$30,450,000.00		\$2,436,000.00
Group A Senior Secured Loans								
iEnergizer Limited - Term Loan	IENERGZRLD_TL	Loan	No	No	Senior Secured	\$7,400,000.00	63.0000%	\$4,662,000.00
Group A Senior Secured Loans Subtotal						\$7,400,000.00		\$4,662,000.00
Group B Senior Secured Loans								
CRCI Holdings Inc - Delayed Draw Term Loan	CRCHOLDG_DDTL	Loan	No	No	Senior Secured	\$1,687,500.00	58.0000%	\$978,750.00
CRCI Holdings Inc - Dollar Term Loan	CRCIHLDG_USTL	Loan	No	No	Senior Secured	\$5,783,437.50	58.0000%	\$3,354,393.75
Packaging Coordinators Inc - First Lien Term Loan B	PCKNGCOORD_FL	Loan	No	No	Senior Secured	\$4,962,500.00	58.0000%	\$2,878,250.00
Technimark LLC - Initial Term Loan	TECHNIMRK_ITL	Loan	No	No	Senior Secured	\$8,961,600.00	58.0000%	\$5,197,728.00
UniTek Global Services Inc - New Incremental Term Loan	UNITKGLB_NITL	Loan	No	No	Senior Secured	\$2,948,630.87	58.0000%	\$1,710,205.91
Volume Holdings Inc - Term Loan	VOLMEHLDIN_TL	Loan	No	No	Senior Secured	\$4,000,000.00	58.0000%	\$2,320,000.00
Group B Senior Secured Loans Subtotal						\$28,343,668.37		\$16,439,327.66
Group B Senior unsecured loans and Second Lien Loans								
Attachmate Corporation - Second Lien Term Loan	ATCHMTECRP_SL	Loan	No	No	Second Lien	\$7,000,000.00	24.0000%	\$1,680,000.00
TeleGuam Holdings LLC - Second Lien Term Loan	TELEGUAMHD_SL	Loan	No	No	Second Lien	\$5,312,500.00	24.0000%	\$1,275,000.00
Group B Senior unsecured loans and Second Lien Loans Subtotal						\$12,312,500.00		\$2,955,000.00
Grand Total						\$300,172,279.24		\$164,008,219.15

Moody's Diversity Test

Aggregate Par Amount	\$300,172,279.24
Issuer Count	46
Average Par Amount	\$6,525,484.33

Diversity Score	26
Minimum Diversity Score	>=25
Test Result:	PASS

Issuer	Par Amount	% Of Avg	Equivalent Unit Score	Industry Diversity Score
Automotive				
ASP HHI Acquisition Co Inc	\$4,012,881.40	0.6150	0.6150	
Grede II LLC	\$1,979,272.45	0.3033	0.3033	
Waupaca Foundry Inc	\$9,106,806.42	1.3956	1.0000	
Automotive Subtotal	\$15,098,960.28		1.9183	1.4500
Banking, Finance, Insurance & Real Estate				
Ascensus Inc	\$4,488,750.00	0.6879	0.6879	
First American Payment Systems	\$9,040,000.00	1.3853	1.0000	
First Data Corp	\$9,531,673.76	1.4607	1.0000	
Mercury Payment Systems LLC	\$984,873.95	0.1509	0.1509	
NAB Holdings LLC	\$3,078,166.66	0.4717	0.4717	
Wall Street Systems Delaware Inc	\$3,950,000.00	0.6053	0.6053	
Banking, Finance, Insurance & Real Estate Subtotal	\$31,073,464.37		3.9158	2.3000
Chemicals, Plastics, & Rubber				
Otter Products LLC	\$7,909,282.05	1.2121	1.0000	
Chemicals, Plastics, & Rubber Subtotal	\$7,909,282.05		1.0000	1.0000
Consumer goods: Durable				
Sportsman's Warehouse Inc	\$9,552,000.00	1.4638	1.0000	
Consumer goods: Durable Subtotal	\$9,552,000.00		1.0000	1.0000
Consumer goods: Non-durable				
ABB Con-Cise Optical Group LLC	\$6,600,000.00	1.0114	1.0000	
Renfro Corporation	\$2,640,000.00	0.4046	0.4046	
Consumer goods: Non-durable Subtotal	\$9,240,000.01		1.4046	1.2000
Containers, Packaging & Glass				
Packaging Coordinators Inc	\$4,962,500.00	0.7605	0.7605	
Technimark LLC	\$8,961,600.00	1.3733	1.0000	
Containers, Packaging & Glass Subtotal	\$13,924,100.00		1.7605	1.4000
Healthcare & Pharmaceuticals				
Generic Drug Holdings Inc	\$3,473,750.00	0.5323	0.5323	

Issuer	Par Amount	% Of Avg	Equivalent Unit Score	Industry Diversity Score
Healogics Inc	\$7,300,000.00	1.1187	1.0000	
Healthcare & Pharmaceuticals Subtotal	\$10,773,750.00		1.5323	1.2500
High Tech Industries				
Attachmate Corporation	\$12,089,179.91	1.8526	1.0000	
Help Systems Holdings Inc	\$9,552,000.00	1.4638	1.0000	
SafeNet Inc	\$9,500,000.00	1.4558	1.0000	
Vision Solutions Inc	\$9,257,835.13	1.4187	1.0000	
High Tech Industries Subtotal	\$40,399,015.04		4.0000	2.3333
Hotel, Gaming & Leisure				
Topps Company (The)	\$6,683,250.00	1.0242	1.0000	
Travel Leaders Group LLC	\$9,480,000.00	1.4528	1.0000	
TravelCLICK Inc	\$9,481,696.12	1.4530	1.0000	
Hotel, Gaming & Leisure Subtotal	\$25,644,946.12		3.0000	2.0000
Media: Advertising, Printing & Publishing				
Arsloane Acquisition LLC	\$9,552,000.00	1.4638	1.0000	
iEnergizer Limited	\$7,400,000.00	1.1340	1.0000	
Merrill Communications LLC	\$11,444,824.88	1.7539	1.0000	
Volume Holdings Inc	\$4,000,000.00	0.6130	0.6130	
Media: Advertising, Printing & Publishing Subtotal	\$32,396,824.88		3.6130	2.2000
Media: Broadcasting & Subscription				
SESAC Holdco II LLC	\$10,216,000.00	1.5656	1.0000	
UniTek Global Services Inc	\$2,948,630.87	0.4519	0.4519	
Media: Broadcasting & Subscription Subtotal	\$13,164,630.87		1.4519	1.2500
Retail				
Hoffmaster Group Inc	\$1,909,788.00	0.2927	0.2927	
Retail Subtotal	\$1,909,788.00		0.2927	0.3000
Services: Business				
Compucom Systems Inc	\$6,947,500.00	1.0647	1.0000	
Deltek Inc	\$4,591,875.00	0.7037	0.7037	
GlobalLogic Holdings Inc	\$7,680,750.00	1.1770	1.0000	
Presidio Inc	\$3,456,250.00	0.5297	0.5297	
SkillSoft Corporation	\$2,540,518.23	0.3893	0.3893	
SourceHOV LLC	\$6,764,000.00	1.0366	1.0000	
STG-Fairway Acquisitions Inc	\$3,440,261.95	0.5272	0.5272	
SumTotal Systems LLC	\$11,250,000.00	1.7240	1.0000	
Services: Business Subtotal	\$46,671,155.18		6.1499	3.0250
Services: Consumer				
Edmentum Inc	\$1,909,888.91	0.2927	0.2927	
Jackson Hewitt Inc	\$8,936,405.55	1.3695	1.0000	
Services: Consumer Subtotal	\$10,846,294.46		1.2927	1.1500
Telecommunications				
Integra Telecom Holdings Inc	\$4,316,400.00	0.6615	0.6615	
TeleGuam Holdings LLC	\$5,312,500.00	0.8141	0.8141	

	Telecommunications Subtotal	\$9,628,900.00		1.4756	1.2500
Transportation: Cargo					
JHCI Acquisition Inc		\$8,605,227.34	1.3187	1.0000	
New Breed Inc		\$5,863,003.13	0.8985	0.8985	
	Transportation: Cargo Subtotal	\$14,468,230.47		1.8985	1.4500
Utilities: Electric					
CRCI Holdings Inc		\$7,470,937.50	1.1449	1.0000	
	Utilities: Electric Subtotal	\$7,470,937.50		1.0000	1.0000
	Grand Total	\$300,172,279.24			25.5583

Weighted Average Life Test

As of Date	02-Apr-2014
Reinvestment End Date	25-Aug-2016
Weighted Average Life	4.57
Aggregate number of Determination Dates that have elapsed since the end of the Reinvestment Period	N/A
Aggregate number of Determination Dates remaining until the end of the Reinvestment Period	12
Requirement	<=7
Result	PASS

Issuer	Facility	Amortization Amount	Amort Date	Years Difference	Product Of Amort Amount & Years Diff
ABB Con-Cise Optical Group LLC	Term B-1 Loan	\$16,666.67	30-Jun-2014	0.24	\$4,000.00
ABB Con-Cise Optical Group LLC	Term B-1 Loan	\$16,666.67	30-Sep-2014	0.5	\$8,333.33
ABB Con-Cise Optical Group LLC	Term B-1 Loan	\$16,666.67	31-Dec-2014	0.75	\$12,500.00
ABB Con-Cise Optical Group LLC	Term B-1 Loan	\$16,666.67	31-Mar-2015	0.99	\$16,500.00
ABB Con-Cise Optical Group LLC	Term B-1 Loan	\$16,666.67	30-Jun-2015	1.24	\$20,666.67
ABB Con-Cise Optical Group LLC	Term B-1 Loan	\$16,666.67	30-Sep-2015	1.5	\$25,000.00
ABB Con-Cise Optical Group LLC	Term B-1 Loan	\$16,666.67	31-Dec-2015	1.75	\$29,166.67
ABB Con-Cise Optical Group LLC	Term B-1 Loan	\$16,666.67	31-Mar-2016	2	\$33,333.33
ABB Con-Cise Optical Group LLC	Term B-1 Loan	\$16,666.67	30-Jun-2016	2.25	\$37,500.00
ABB Con-Cise Optical Group LLC	Term B-1 Loan	\$16,666.67	30-Sep-2016	2.5	\$41,666.67
ABB Con-Cise Optical Group LLC	Term B-1 Loan	\$16,666.67	30-Dec-2016	2.75	\$45,833.33
ABB Con-Cise Optical Group LLC	Term B-1 Loan	\$16,666.67	31-Mar-2017	3	\$50,000.00
ABB Con-Cise Optical Group LLC	Term B-1 Loan	\$16,666.67	30-Jun-2017	3.25	\$54,166.67
ABB Con-Cise Optical Group LLC	Term B-1 Loan	\$16,666.67	29-Sep-2017	3.5	\$58,333.33
ABB Con-Cise Optical Group LLC	Term B-1 Loan	\$16,666.67	29-Dec-2017	3.75	\$62,500.00
ABB Con-Cise Optical Group LLC	Term B-1 Loan	\$16,666.67	30-Mar-2018	3.99	\$66,500.00
ABB Con-Cise Optical Group LLC	Term B-1 Loan	\$16,666.67	29-Jun-2018	4.24	\$70,666.67
ABB Con-Cise Optical Group LLC	Term B-1 Loan	\$16,666.67	28-Sep-2018	4.49	\$74,833.33
ABB Con-Cise Optical Group LLC	Term B-1 Loan	\$16,666.67	31-Dec-2018	4.75	\$79,166.67
ABB Con-Cise Optical Group LLC	Term B-1 Loan	\$6,283,333.34	06-Feb-2019	4.85	\$30,474,166.68
Arsloane Acquisition LLC	First Lien Tranche B Term Loan	\$24,000.00	30-Jun-2014	0.24	\$5,760.00
Arsloane Acquisition LLC	First Lien Tranche B Term Loan	\$24,000.00	30-Sep-2014	0.5	\$12,000.00
Arsloane Acquisition LLC	First Lien Tranche B Term Loan	\$60,000.00	31-Dec-2014	0.75	\$45,000.00
Arsloane Acquisition LLC	First Lien Tranche B Term Loan	\$60,000.00	31-Mar-2015	0.99	\$59,400.00
Arsloane Acquisition LLC	First Lien Tranche B Term Loan	\$60,000.00	30-Jun-2015	1.24	\$74,400.00
Arsloane Acquisition LLC	First Lien Tranche B Term Loan	\$60,000.00	30-Sep-2015	1.5	\$90,000.00
Arsloane Acquisition LLC	First Lien Tranche B Term Loan	\$120,000.00	31-Dec-2015	1.75	\$210,000.00
Arsloane Acquisition LLC	First Lien Tranche B Term Loan	\$120,000.00	31-Mar-2016	2	\$240,000.00
Arsloane Acquisition LLC	First Lien Tranche B Term Loan	\$120,000.00	30-Jun-2016	2.25	\$270,000.00
Arsloane Acquisition LLC	First Lien Tranche B Term Loan	\$120,000.00	30-Sep-2016	2.5	\$300,000.00
Arsloane Acquisition LLC	First Lien Tranche B Term Loan	\$120,000.00	31-Dec-2016	2.75	\$330,000.00
Arsloane Acquisition LLC	First Lien Tranche B Term Loan	\$120,000.00	31-Mar-2017	3	\$360,000.00
Arsloane Acquisition LLC	First Lien Tranche B Term Loan	\$120,000.00	30-Jun-2017	3.25	\$390,000.00
Arsloane Acquisition LLC	First Lien Tranche B Term Loan	\$120,000.00	30-Sep-2017	3.5	\$420,000.00
Arsloane Acquisition LLC	First Lien Tranche B Term Loan	\$120,000.00	31-Dec-2017	3.75	\$450,000.00
Arsloane Acquisition LLC	First Lien Tranche B Term Loan	\$120,000.00	31-Mar-2018	4	\$480,000.00
Arsloane Acquisition LLC	First Lien Tranche B Term Loan	\$120,000.00	30-Jun-2018	4.25	\$510,000.00
Arsloane Acquisition LLC	First Lien Tranche B Term Loan	\$120,000.00	30-Sep-2018	4.5	\$540,000.00

Issuer	Facility	Amortization Amount	Amort Date	Years Difference	Product Of Amort Amount & Years Diff
Arsloane Acquisition LLC	First Lien Tranche B Term Loan	\$120,000.00	31-Dec-2018	4.75	\$570,000.00
Arsloane Acquisition LLC	First Lien Tranche B Term Loan	\$120,000.00	31-Mar-2019	5	\$600,000.00
Arsloane Acquisition LLC	First Lien Tranche B Term Loan	\$120,000.00	30-Jun-2019	5.25	\$630,000.00
Arsloane Acquisition LLC	First Lien Tranche B Term Loan	\$7,464,000.00	01-Oct-2019	5.5	\$41,052,000.00
Ascensus Inc	First Lien Initial Term Loan	\$11,250.00	30-Jun-2014	0.24	\$2,700.00
Ascensus Inc	First Lien Initial Term Loan	\$11,250.00	30-Sep-2014	0.5	\$5,625.00
Ascensus Inc	First Lien Initial Term Loan	\$11,250.00	31-Dec-2014	0.75	\$8,437.50
Ascensus Inc	First Lien Initial Term Loan	\$11,250.00	31-Mar-2015	0.99	\$11,137.50
Ascensus Inc	First Lien Initial Term Loan	\$11,250.00	30-Jun-2015	1.24	\$13,950.00
Ascensus Inc	First Lien Initial Term Loan	\$11,250.00	30-Sep-2015	1.5	\$16,875.00
Ascensus Inc	First Lien Initial Term Loan	\$11,250.00	31-Dec-2015	1.75	\$19,687.50
Ascensus Inc	First Lien Initial Term Loan	\$11,250.00	31-Mar-2016	2	\$22,500.00
Ascensus Inc	First Lien Initial Term Loan	\$11,250.00	30-Jun-2016	2.25	\$25,312.50
Ascensus Inc	First Lien Initial Term Loan	\$11,250.00	30-Sep-2016	2.5	\$28,125.00
Ascensus Inc	First Lien Initial Term Loan	\$11,250.00	30-Dec-2016	2.75	\$30,937.50
Ascensus Inc	First Lien Initial Term Loan	\$11,250.00	31-Mar-2017	3	\$33,750.00
Ascensus Inc	First Lien Initial Term Loan	\$11,250.00	30-Jun-2017	3.25	\$36,562.50
Ascensus Inc	First Lien Initial Term Loan	\$11,250.00	29-Sep-2017	3.5	\$39,375.00
Ascensus Inc	First Lien Initial Term Loan	\$11,250.00	29-Dec-2017	3.75	\$42,187.50
Ascensus Inc	First Lien Initial Term Loan	\$11,250.00	30-Mar-2018	3.99	\$44,887.50
Ascensus Inc	First Lien Initial Term Loan	\$11,250.00	29-Jun-2018	4.24	\$47,700.00
Ascensus Inc	First Lien Initial Term Loan	\$11,250.00	28-Sep-2018	4.49	\$50,512.50
Ascensus Inc	First Lien Initial Term Loan	\$11,250.00	31-Dec-2018	4.75	\$53,437.50
Ascensus Inc	First Lien Initial Term Loan	\$11,250.00	29-Mar-2019	4.99	\$56,137.50
Ascensus Inc	First Lien Initial Term Loan	\$11,250.00	28-Jun-2019	5.24	\$58,950.00
Ascensus Inc	First Lien Initial Term Loan	\$11,250.00	30-Sep-2019	5.5	\$61,875.00
Ascensus Inc	First Lien Initial Term Loan	\$4,241,250.00	02-Dec-2019	5.67	\$24,047,887.50
ASP HHI Acquisition Co Inc	Additional Term Loan	\$0.00	30-Jun-2014	0.24	\$0.00
ASP HHI Acquisition Co Inc	Additional Term Loan	\$0.00	30-Sep-2014	0.5	\$0.00
ASP HHI Acquisition Co Inc	Additional Term Loan	\$0.00	31-Dec-2014	0.75	\$0.00
ASP HHI Acquisition Co Inc	Additional Term Loan	\$0.00	31-Mar-2015	0.99	\$0.00
ASP HHI Acquisition Co Inc	Additional Term Loan	\$0.00	30-Jun-2015	1.24	\$0.00
ASP HHI Acquisition Co Inc	Additional Term Loan	\$0.00	30-Sep-2015	1.5	\$0.00
ASP HHI Acquisition Co Inc	Additional Term Loan	\$0.00	31-Dec-2015	1.75	\$0.00
ASP HHI Acquisition Co Inc	Additional Term Loan	\$0.00	31-Mar-2016	2	\$0.00
ASP HHI Acquisition Co Inc	Additional Term Loan	\$0.00	30-Jun-2016	2.25	\$0.00
ASP HHI Acquisition Co Inc	Additional Term Loan	\$0.00	30-Sep-2016	2.5	\$0.00
ASP HHI Acquisition Co Inc	Additional Term Loan	\$0.00	30-Dec-2016	2.75	\$0.00
ASP HHI Acquisition Co Inc	Additional Term Loan	\$0.00	31-Mar-2017	3	\$0.00
ASP HHI Acquisition Co Inc	Additional Term Loan	\$0.00	30-Jun-2017	3.25	\$0.00
ASP HHI Acquisition Co Inc	Additional Term Loan	\$0.00	29-Sep-2017	3.5	\$0.00
ASP HHI Acquisition Co Inc	Additional Term Loan	\$0.00	29-Dec-2017	3.75	\$0.00
ASP HHI Acquisition Co Inc	Additional Term Loan	\$0.00	30-Mar-2018	3.99	\$0.00
ASP HHI Acquisition Co Inc	Additional Term Loan	\$0.00	29-Jun-2018	4.24	\$0.00
ASP HHI Acquisition Co Inc	Additional Term Loan	\$0.00	28-Sep-2018	4.49	\$0.00
ASP HHI Acquisition Co Inc	Additional Term Loan	\$4,012,881.40	05-Oct-2018	4.51	\$18,098,095.14
Attachmate Corporation	First Lien Term Loan	\$0.00	30-Jun-2014	0.24	\$0.00
Attachmate Corporation	First Lien Term Loan	\$0.00	30-Sep-2014	0.5	\$0.00
Attachmate Corporation	First Lien Term Loan	\$66,085.06	31-Dec-2014	0.75	\$49,563.79
Attachmate Corporation	First Lien Term Loan	\$115,917.57	31-Mar-2015	0.99	\$114,758.40
Attachmate Corporation	First Lien Term Loan	\$115,917.57	30-Jun-2015	1.24	\$143,737.79
Attachmate Corporation	First Lien Term Loan	\$115,917.57	30-Sep-2015	1.5	\$173,876.36
Attachmate Corporation	First Lien Term Loan	\$115,917.57	31-Dec-2015	1.75	\$202,855.75
Attachmate Corporation	First Lien Term Loan	\$115,917.57	31-Mar-2016	2	\$231,835.15

Issuer	Facility	Amortization Amount	Amort Date	Years Difference	Product Of Amort Amount & Years Diff
Attachmate Corporation	First Lien Term Loan	\$115,917.57	30-Jun-2016	2.25	\$260,814.54
Attachmate Corporation	First Lien Term Loan	\$154,556.76	30-Sep-2016	2.5	\$386,391.91
Attachmate Corporation	First Lien Term Loan	\$154,556.76	31-Dec-2016	2.75	\$425,031.10
Attachmate Corporation	First Lien Term Loan	\$154,556.76	31-Mar-2017	3	\$463,670.29
Attachmate Corporation	First Lien Term Loan	\$154,556.76	30-Jun-2017	3.25	\$502,309.49
Attachmate Corporation	First Lien Term Loan	\$154,556.76	30-Sep-2017	3.5	\$540,948.68
Attachmate Corporation	First Lien Term Loan	\$3,554,805.59	22-Nov-2017	3.64	\$12,939,492.35
Attachmate Corporation	Second Lien Term Loan	\$7,000,000.00	22-Nov-2018	4.64	\$32,480,000.00
Compucom Systems Inc	Term Loan	\$17,500.00	30-Jun-2014	0.24	\$4,200.00
Compucom Systems Inc	Term Loan	\$17,500.00	30-Sep-2014	0.5	\$8,750.00
Compucom Systems Inc	Term Loan	\$17,500.00	31-Dec-2014	0.75	\$13,125.00
Compucom Systems Inc	Term Loan	\$17,500.00	31-Mar-2015	0.99	\$17,325.00
Compucom Systems Inc	Term Loan	\$17,500.00	30-Jun-2015	1.24	\$21,700.00
Compucom Systems Inc	Term Loan	\$17,500.00	30-Sep-2015	1.5	\$26,250.00
Compucom Systems Inc	Term Loan	\$17,500.00	31-Dec-2015	1.75	\$30,625.00
Compucom Systems Inc	Term Loan	\$17,500.00	31-Mar-2016	2	\$35,000.00
Compucom Systems Inc	Term Loan	\$17,500.00	30-Jun-2016	2.25	\$39,375.00
Compucom Systems Inc	Term Loan	\$17,500.00	30-Sep-2016	2.5	\$43,750.00
Compucom Systems Inc	Term Loan	\$17,500.00	30-Dec-2016	2.75	\$48,125.00
Compucom Systems Inc	Term Loan	\$17,500.00	31-Mar-2017	3	\$52,500.00
Compucom Systems Inc	Term Loan	\$17,500.00	30-Jun-2017	3.25	\$56,875.00
Compucom Systems Inc	Term Loan	\$17,500.00	29-Sep-2017	3.5	\$61,250.00
Compucom Systems Inc	Term Loan	\$17,500.00	29-Dec-2017	3.75	\$65,625.00
Compucom Systems Inc	Term Loan	\$17,500.00	30-Mar-2018	3.99	\$69,825.00
Compucom Systems Inc	Term Loan	\$17,500.00	29-Jun-2018	4.24	\$74,200.00
Compucom Systems Inc	Term Loan	\$17,500.00	28-Sep-2018	4.49	\$78,575.00
Compucom Systems Inc	Term Loan	\$17,500.00	31-Dec-2018	4.75	\$83,125.00
Compucom Systems Inc	Term Loan	\$17,500.00	29-Mar-2019	4.99	\$87,325.00
Compucom Systems Inc	Term Loan	\$17,500.00	29-Jun-2019	5.24	\$91,700.00
Compucom Systems Inc	Term Loan	\$17,500.00	30-Sep-2019	5.5	\$96,250.00
Compucom Systems Inc	Term Loan	\$17,500.00	31-Dec-2019	5.75	\$100,625.00
Compucom Systems Inc	Term Loan	\$17,500.00	30-Mar-2020	6	\$105,000.00
Compucom Systems Inc	Term Loan	\$6,527,500.00	08-May-2020	6.1	\$39,817,750.00
CRCI Holdings Inc	Delayed Draw Term Loan	\$1,687,500.00	10-Jul-2019	5.27	\$8,893,125.00
CRCI Holdings Inc	Dollar Term Loan	\$14,494.83	30-Jun-2014	0.24	\$3,478.76
CRCI Holdings Inc	Dollar Term Loan	\$14,494.83	30-Sep-2014	0.5	\$7,247.42
CRCI Holdings Inc	Dollar Term Loan	\$14,494.83	31-Dec-2014	0.75	\$10,871.12
CRCI Holdings Inc	Dollar Term Loan	\$14,494.83	31-Mar-2015	0.99	\$14,349.88
CRCI Holdings Inc	Dollar Term Loan	\$14,494.83	30-Jun-2015	1.24	\$17,973.59
CRCI Holdings Inc	Dollar Term Loan	\$14,494.83	30-Sep-2015	1.5	\$21,742.25
CRCI Holdings Inc	Dollar Term Loan	\$14,494.83	31-Dec-2015	1.75	\$25,365.95
CRCI Holdings Inc	Dollar Term Loan	\$14,494.83	31-Mar-2016	2	\$28,989.66
CRCI Holdings Inc	Dollar Term Loan	\$14,494.83	30-Jun-2016	2.25	\$32,613.37
CRCI Holdings Inc	Dollar Term Loan	\$14,494.83	30-Sep-2016	2.5	\$36,237.08
CRCI Holdings Inc	Dollar Term Loan	\$14,494.83	31-Dec-2016	2.75	\$39,860.78
CRCI Holdings Inc	Dollar Term Loan	\$14,494.83	31-Mar-2017	3	\$43,484.49
CRCI Holdings Inc	Dollar Term Loan	\$14,494.83	30-Jun-2017	3.25	\$47,108.20
CRCI Holdings Inc	Dollar Term Loan	\$14,494.83	30-Sep-2017	3.5	\$50,731.91
CRCI Holdings Inc	Dollar Term Loan	\$14,494.83	31-Dec-2017	3.75	\$54,355.62
CRCI Holdings Inc	Dollar Term Loan	\$14,494.83	31-Mar-2018	4	\$57,979.32
CRCI Holdings Inc	Dollar Term Loan	\$14,494.83	30-Jun-2018	4.25	\$61,603.03
CRCI Holdings Inc	Dollar Term Loan	\$14,494.83	30-Sep-2018	4.5	\$65,226.74
CRCI Holdings Inc	Dollar Term Loan	\$14,494.83	31-Dec-2018	4.75	\$68,850.45
CRCI Holdings Inc	Dollar Term Loan	\$14,494.83	31-Mar-2019	5	\$72,474.15

Issuer	Facility	Amortization Amount	Amort Date	Years Difference	Product Of Amort Amount & Years Diff
CRCI Holdings Inc	Dollar Term Loan	\$14,494.83	30-Jun-2019	5.25	\$76,097.86
CRCI Holdings Inc	Dollar Term Loan	\$5,479,046.05	10-Jul-2019	5.27	\$28,874,572.70
Deltek Inc	First Lien Term Loan	\$11,625.00	30-Jun-2014	0.24	\$2,790.00
Deltek Inc	First Lien Term Loan	\$11,625.00	30-Sep-2014	0.5	\$5,812.50
Deltek Inc	First Lien Term Loan	\$11,625.00	31-Dec-2014	0.75	\$8,718.75
Deltek Inc	First Lien Term Loan	\$11,625.00	31-Mar-2015	0.99	\$11,508.75
Deltek Inc	First Lien Term Loan	\$11,625.00	30-Jun-2015	1.24	\$14,415.00
Deltek Inc	First Lien Term Loan	\$11,625.00	30-Sep-2015	1.5	\$17,437.50
Deltek Inc	First Lien Term Loan	\$11,625.00	31-Dec-2015	1.75	\$20,343.75
Deltek Inc	First Lien Term Loan	\$11,625.00	31-Mar-2016	2	\$23,250.00
Deltek Inc	First Lien Term Loan	\$11,625.00	30-Jun-2016	2.25	\$26,156.25
Deltek Inc	First Lien Term Loan	\$11,625.00	30-Sep-2016	2.5	\$29,062.50
Deltek Inc	First Lien Term Loan	\$11,625.00	30-Dec-2016	2.75	\$31,968.75
Deltek Inc	First Lien Term Loan	\$11,625.00	31-Mar-2017	3	\$34,875.00
Deltek Inc	First Lien Term Loan	\$11,625.00	30-Jun-2017	3.25	\$37,781.25
Deltek Inc	First Lien Term Loan	\$11,625.00	29-Sep-2017	3.5	\$40,687.50
Deltek Inc	First Lien Term Loan	\$11,625.00	29-Dec-2017	3.75	\$43,593.75
Deltek Inc	First Lien Term Loan	\$11,625.00	30-Mar-2018	3.99	\$46,383.75
Deltek Inc	First Lien Term Loan	\$11,625.00	29-Jun-2018	4.24	\$49,290.00
Deltek Inc	First Lien Term Loan	\$11,625.00	28-Sep-2018	4.49	\$52,196.25
Deltek Inc	First Lien Term Loan	\$4,382,625.00	10-Oct-2018	4.53	\$19,853,291.24
Edmentum Inc	First Lien Term Loan	\$4,807.73	30-Jun-2014	0.24	\$1,153.85
Edmentum Inc	First Lien Term Loan	\$4,807.73	30-Sep-2014	0.5	\$2,403.86
Edmentum Inc	First Lien Term Loan	\$4,807.73	31-Dec-2014	0.75	\$3,605.79
Edmentum Inc	First Lien Term Loan	\$4,807.73	31-Mar-2015	0.99	\$4,759.65
Edmentum Inc	First Lien Term Loan	\$4,807.73	30-Jun-2015	1.24	\$5,961.58
Edmentum Inc	First Lien Term Loan	\$4,807.73	30-Sep-2015	1.5	\$7,211.59
Edmentum Inc	First Lien Term Loan	\$4,807.73	31-Dec-2015	1.75	\$8,413.52
Edmentum Inc	First Lien Term Loan	\$4,807.73	31-Mar-2016	2	\$9,615.45
Edmentum Inc	First Lien Term Loan	\$4,807.73	30-Jun-2016	2.25	\$10,817.38
Edmentum Inc	First Lien Term Loan	\$4,807.73	30-Sep-2016	2.5	\$12,019.31
Edmentum Inc	First Lien Term Loan	\$4,807.73	31-Dec-2016	2.75	\$13,221.25
Edmentum Inc	First Lien Term Loan	\$4,807.73	31-Mar-2017	3	\$14,423.18
Edmentum Inc	First Lien Term Loan	\$4,807.73	30-Jun-2017	3.25	\$15,625.11
Edmentum Inc	First Lien Term Loan	\$4,807.73	30-Sep-2017	3.5	\$16,827.04
Edmentum Inc	First Lien Term Loan	\$4,807.73	31-Dec-2017	3.75	\$18,028.97
Edmentum Inc	First Lien Term Loan	\$4,807.73	31-Mar-2018	4	\$19,230.90
Edmentum Inc	First Lien Term Loan	\$1,832,965.30	17-May-2018	4.13	\$7,570,146.68
First American Payment Systems	First Lien Term Loan	\$10,000.00	31-Dec-2014	0.75	\$7,500.00
First American Payment Systems	First Lien Term Loan	\$10,000.00	31-Mar-2015	0.99	\$9,900.00
First American Payment Systems	First Lien Term Loan	\$10,000.00	30-Jun-2015	1.24	\$12,400.00
First American Payment Systems	First Lien Term Loan	\$10,000.00	30-Sep-2015	1.5	\$15,000.00
First American Payment Systems	First Lien Term Loan	\$10,000.00	31-Dec-2015	1.75	\$17,500.00
First American Payment Systems	First Lien Term Loan	\$10,000.00	31-Mar-2016	2	\$20,000.00
First American Payment Systems	First Lien Term Loan	\$10,000.00	30-Jun-2016	2.25	\$22,500.00
First American Payment Systems	First Lien Term Loan	\$10,000.00	30-Sep-2016	2.5	\$25,000.00
First American Payment Systems	First Lien Term Loan	\$10,000.00	30-Dec-2016	2.75	\$27,500.00
First American Payment Systems	First Lien Term Loan	\$10,000.00	31-Mar-2017	3	\$30,000.00
First American Payment Systems	First Lien Term Loan	\$10,000.00	30-Jun-2017	3.25	\$32,500.00
First American Payment Systems	First Lien Term Loan	\$10,000.00	29-Sep-2017	3.5	\$35,000.00
First American Payment Systems	First Lien Term Loan	\$10,000.00	29-Dec-2017	3.75	\$37,500.00
First American Payment Systems	First Lien Term Loan	\$10,000.00	30-Mar-2018	3.99	\$39,900.00
First American Payment Systems	First Lien Term Loan	\$10,000.00	29-Jun-2018	4.24	\$42,400.00
First American Payment Systems	First Lien Term Loan	\$10,000.00	30-Sep-2018	4.5	\$45,000.00

Issuer	Facility	Amortization Amount	Amort Date	Years Difference	Product Of Amort Amount & Years Diff
First American Payment Systems	First Lien Term Loan	\$3,280,000.00	12-Oct-2018	4.53	\$14,858,400.00
First American Payment Systems	Second Lien Term Loan	\$5,600,000.00	12-Apr-2019	5.03	\$28,168,000.00
First Data Corp	2018B New Term Loan	\$480,952.38	24-Sep-2018	4.48	\$2,154,666.66
First Data Corp	2021 Extended USD Term Loan	\$9,050,721.38	24-Mar-2021	6.98	\$63,174,035.23
Generic Drug Holdings Inc	Term B-1 Loan	\$6,890.55	01-Jul-2014	0.25	\$1,722.64
Generic Drug Holdings Inc	Term B-1 Loan	\$6,890.55	01-Oct-2014	0.5	\$3,445.27
Generic Drug Holdings Inc	Term B-1 Loan	\$6,890.55	02-Jan-2015	0.75	\$5,167.91
Generic Drug Holdings Inc	Term B-1 Loan	\$6,890.55	01-Apr-2015	1	\$6,890.55
Generic Drug Holdings Inc	Term B-1 Loan	\$6,890.55	01-Jul-2015	1.25	\$8,613.18
Generic Drug Holdings Inc	Term B-1 Loan	\$6,890.55	01-Oct-2015	1.5	\$10,335.82
Generic Drug Holdings Inc	Term B-1 Loan	\$6,890.55	04-Jan-2016	1.76	\$12,127.36
Generic Drug Holdings Inc	Term B-1 Loan	\$6,890.55	01-Apr-2016	2	\$13,781.09
Generic Drug Holdings Inc	Term B-1 Loan	\$6,890.55	01-Jul-2016	2.25	\$15,503.73
Generic Drug Holdings Inc	Term B-1 Loan	\$6,890.55	03-Oct-2016	2.51	\$17,295.27
Generic Drug Holdings Inc	Term B-1 Loan	\$6,890.55	02-Jan-2017	2.76	\$19,017.91
Generic Drug Holdings Inc	Term B-1 Loan	\$6,890.55	03-Apr-2017	3.01	\$20,740.55
Generic Drug Holdings Inc	Term B-1 Loan	\$6,890.55	03-Jul-2017	3.25	\$22,394.28
Generic Drug Holdings Inc	Term B-1 Loan	\$6,890.55	02-Oct-2017	3.5	\$24,116.92
Generic Drug Holdings Inc	Term B-1 Loan	\$6,890.55	02-Jan-2018	3.76	\$25,908.46
Generic Drug Holdings Inc	Term B-1 Loan	\$6,890.55	02-Apr-2018	4	\$27,562.19
Generic Drug Holdings Inc	Term B-1 Loan	\$6,890.55	02-Jul-2018	4.25	\$29,284.83
Generic Drug Holdings Inc	Term B-1 Loan	\$6,890.55	01-Oct-2018	4.5	\$31,007.46
Generic Drug Holdings Inc	Term B-1 Loan	\$6,890.55	02-Jan-2019	4.76	\$32,799.01
Generic Drug Holdings Inc	Term B-1 Loan	\$6,890.55	01-Apr-2019	5	\$34,452.74
Generic Drug Holdings Inc	Term B-1 Loan	\$6,890.55	01-Jul-2019	5.25	\$36,175.37
Generic Drug Holdings Inc	Term B-1 Loan	\$6,890.55	01-Oct-2019	5.5	\$37,898.01
Generic Drug Holdings Inc	Term B-1 Loan	\$3,322,157.96	17-Aug-2020	6.38	\$21,195,367.77
GlobalLogic Holdings Inc	Term Loan	\$19,250.00	30-Jun-2014	0.24	\$4,620.00
GlobalLogic Holdings Inc	Term Loan	\$19,250.00	30-Sep-2014	0.5	\$9,625.00
GlobalLogic Holdings Inc	Term Loan	\$19,250.00	31-Dec-2014	0.75	\$14,437.50
GlobalLogic Holdings Inc	Term Loan	\$19,250.00	31-Mar-2015	0.99	\$19,057.50
GlobalLogic Holdings Inc	Term Loan	\$19,250.00	30-Jun-2015	1.24	\$23,870.00
GlobalLogic Holdings Inc	Term Loan	\$19,250.00	30-Sep-2015	1.5	\$28,875.00
GlobalLogic Holdings Inc	Term Loan	\$19,250.00	31-Dec-2015	1.75	\$33,687.50
GlobalLogic Holdings Inc	Term Loan	\$19,250.00	31-Mar-2016	2	\$38,500.00
GlobalLogic Holdings Inc	Term Loan	\$19,250.00	30-Jun-2016	2.25	\$43,312.50
GlobalLogic Holdings Inc	Term Loan	\$19,250.00	30-Sep-2016	2.5	\$48,125.00
GlobalLogic Holdings Inc	Term Loan	\$19,250.00	31-Dec-2016	2.75	\$52,937.50
GlobalLogic Holdings Inc	Term Loan	\$19,250.00	31-Mar-2017	3	\$57,750.00
GlobalLogic Holdings Inc	Term Loan	\$19,250.00	30-Jun-2017	3.25	\$62,562.50
GlobalLogic Holdings Inc	Term Loan	\$19,250.00	30-Sep-2017	3.5	\$67,375.00
GlobalLogic Holdings Inc	Term Loan	\$19,250.00	31-Dec-2017	3.75	\$72,187.50
GlobalLogic Holdings Inc	Term Loan	\$19,250.00	31-Mar-2018	4	\$77,000.00
GlobalLogic Holdings Inc	Term Loan	\$19,250.00	30-Jun-2018	4.25	\$81,812.50
GlobalLogic Holdings Inc	Term Loan	\$19,250.00	30-Sep-2018	4.5	\$86,625.00
GlobalLogic Holdings Inc	Term Loan	\$19,250.00	31-Dec-2018	4.75	\$91,437.50
GlobalLogic Holdings Inc	Term Loan	\$19,250.00	31-Mar-2019	5	\$96,250.00
GlobalLogic Holdings Inc	Term Loan	\$7,295,750.00	31-May-2019	5.16	\$37,646,070.00
Grede II LLC	Term Loan	\$39,851.12	30-Jun-2014	0.24	\$9,564.27
Grede II LLC	Term Loan	\$39,851.12	30-Sep-2014	0.5	\$19,925.56
Grede II LLC	Term Loan	\$39,851.12	31-Dec-2014	0.75	\$29,888.34
Grede II LLC	Term Loan	\$39,851.12	31-Mar-2015	0.99	\$39,452.61
Grede II LLC	Term Loan	\$39,851.12	30-Jun-2015	1.24	\$49,415.39
Grede II LLC	Term Loan	\$39,851.12	30-Sep-2015	1.5	\$59,776.68

Issuer	Facility	Amortization Amount	Amort Date	Years Difference	Product Of Amort Amount & Years Diff
Grede II LLC	Term Loan	\$39,851.12	31-Dec-2015	1.75	\$69,739.47
Grede II LLC	Term Loan	\$39,851.12	31-Mar-2016	2	\$79,702.25
Grede II LLC	Term Loan	\$39,851.12	30-Jun-2016	2.25	\$89,665.03
Grede II LLC	Term Loan	\$39,851.12	30-Sep-2016	2.5	\$99,627.81
Grede II LLC	Term Loan	\$39,851.12	30-Dec-2016	2.75	\$109,590.59
Grede II LLC	Term Loan	\$39,851.12	31-Mar-2017	3	\$119,553.37
Grede II LLC	Term Loan	\$39,851.12	30-Jun-2017	3.25	\$129,516.15
Grede II LLC	Term Loan	\$39,851.12	29-Sep-2017	3.5	\$139,478.93
Grede II LLC	Term Loan	\$39,851.12	29-Dec-2017	3.75	\$149,441.71
Grede II LLC	Term Loan	\$39,851.12	30-Mar-2018	3.99	\$159,005.98
Grede II LLC	Term Loan	\$1,341,654.48	02-May-2018	4.08	\$5,473,950.28
Healogics Inc	First Lien Term B Loan	\$8,333.33	30-Jun-2014	0.24	\$2,000.00
Healogics Inc	First Lien Term B Loan	\$8,333.33	30-Sep-2014	0.5	\$4,166.67
Healogics Inc	First Lien Term B Loan	\$8,333.33	31-Dec-2014	0.75	\$6,250.00
Healogics Inc	First Lien Term B Loan	\$8,333.33	31-Mar-2015	0.99	\$8,250.00
Healogics Inc	First Lien Term B Loan	\$8,333.33	30-Jun-2015	1.24	\$10,333.33
Healogics Inc	First Lien Term B Loan	\$8,333.33	30-Sep-2015	1.5	\$12,500.00
Healogics Inc	First Lien Term B Loan	\$8,333.33	31-Dec-2015	1.75	\$14,583.33
Healogics Inc	First Lien Term B Loan	\$8,333.33	31-Mar-2016	2	\$16,666.67
Healogics Inc	First Lien Term B Loan	\$8,333.33	30-Jun-2016	2.25	\$18,750.00
Healogics Inc	First Lien Term B Loan	\$8,333.33	30-Sep-2016	2.5	\$20,833.33
Healogics Inc	First Lien Term B Loan	\$8,333.33	30-Dec-2016	2.75	\$22,916.67
Healogics Inc	First Lien Term B Loan	\$8,333.33	31-Mar-2017	3	\$25,000.00
Healogics Inc	First Lien Term B Loan	\$8,333.33	30-Jun-2017	3.25	\$27,083.33
Healogics Inc	First Lien Term B Loan	\$8,333.33	29-Sep-2017	3.5	\$29,166.67
Healogics Inc	First Lien Term B Loan	\$8,333.33	29-Dec-2017	3.75	\$31,250.00
Healogics Inc	First Lien Term B Loan	\$8,333.33	30-Mar-2018	3.99	\$33,250.00
Healogics Inc	First Lien Term B Loan	\$8,333.33	29-Jun-2018	4.24	\$35,333.33
Healogics Inc	First Lien Term B Loan	\$8,333.33	28-Sep-2018	4.49	\$37,416.67
Healogics Inc	First Lien Term B Loan	\$8,333.33	31-Dec-2018	4.75	\$39,583.33
Healogics Inc	First Lien Term B Loan	\$3,141,666.66	05-Feb-2019	4.85	\$15,237,083.32
Healogics Inc	Second Lien Term Loan	\$4,000,000.00	05-Feb-2020	5.85	\$23,400,000.00
Help Systems Holdings Inc	First Lien Initial Term Loan	\$24,000.00	30-Jun-2014	0.24	\$5,760.00
Help Systems Holdings Inc	First Lien Initial Term Loan	\$24,000.00	30-Sep-2014	0.5	\$12,000.00
Help Systems Holdings Inc	First Lien Initial Term Loan	\$24,000.00	31-Dec-2014	0.75	\$18,000.00
Help Systems Holdings Inc	First Lien Initial Term Loan	\$24,000.00	31-Mar-2015	0.99	\$23,760.00
Help Systems Holdings Inc	First Lien Initial Term Loan	\$24,000.00	30-Jun-2015	1.24	\$29,760.00
Help Systems Holdings Inc	First Lien Initial Term Loan	\$24,000.00	30-Sep-2015	1.5	\$36,000.00
Help Systems Holdings Inc	First Lien Initial Term Loan	\$24,000.00	31-Dec-2015	1.75	\$42,000.00
Help Systems Holdings Inc	First Lien Initial Term Loan	\$24,000.00	31-Mar-2016	2	\$48,000.00
Help Systems Holdings Inc	First Lien Initial Term Loan	\$24,000.00	30-Jun-2016	2.25	\$54,000.00
Help Systems Holdings Inc	First Lien Initial Term Loan	\$24,000.00	30-Sep-2016	2.5	\$60,000.00
Help Systems Holdings Inc	First Lien Initial Term Loan	\$24,000.00	31-Dec-2016	2.75	\$66,000.00
Help Systems Holdings Inc	First Lien Initial Term Loan	\$24,000.00	31-Mar-2017	3	\$72,000.00
Help Systems Holdings Inc	First Lien Initial Term Loan	\$24,000.00	30-Jun-2017	3.25	\$78,000.00
Help Systems Holdings Inc	First Lien Initial Term Loan	\$24,000.00	30-Sep-2017	3.5	\$84,000.00
Help Systems Holdings Inc	First Lien Initial Term Loan	\$24,000.00	31-Dec-2017	3.75	\$90,000.00
Help Systems Holdings Inc	First Lien Initial Term Loan	\$24,000.00	31-Mar-2018	4	\$96,000.00
Help Systems Holdings Inc	First Lien Initial Term Loan	\$24,000.00	30-Jun-2018	4.25	\$102,000.00
Help Systems Holdings Inc	First Lien Initial Term Loan	\$24,000.00	30-Sep-2018	4.5	\$108,000.00
Help Systems Holdings Inc	First Lien Initial Term Loan	\$24,000.00	31-Dec-2018	4.75	\$114,000.00
Help Systems Holdings Inc	First Lien Initial Term Loan	\$24,000.00	31-Mar-2019	5	\$120,000.00
Help Systems Holdings Inc	First Lien Initial Term Loan	\$9,072,000.00	28-Jun-2019	5.24	\$47,537,280.00
Hoffmaster Group Inc	First Lien Term Loan	\$0.00	30-Jun-2014	0.24	\$0.00

Issuer	Facility	Amortization Amount	Amort Date	Years Difference	Product Of Amort Amount & Years Diff
Hoffmaster Group Inc	First Lien Term Loan	\$0.00	30-Sep-2014	0.5	\$0.00
Hoffmaster Group Inc	First Lien Term Loan	\$4,908.72	31-Dec-2014	0.75	\$3,681.54
Hoffmaster Group Inc	First Lien Term Loan	\$4,908.72	31-Mar-2015	0.99	\$4,859.64
Hoffmaster Group Inc	First Lien Term Loan	\$4,908.72	30-Jun-2015	1.24	\$6,086.82
Hoffmaster Group Inc	First Lien Term Loan	\$4,908.72	30-Sep-2015	1.5	\$7,363.09
Hoffmaster Group Inc	First Lien Term Loan	\$4,908.72	31-Dec-2015	1.75	\$8,590.27
Hoffmaster Group Inc	First Lien Term Loan	\$4,908.72	31-Mar-2016	2	\$9,817.45
Hoffmaster Group Inc	First Lien Term Loan	\$4,908.72	30-Jun-2016	2.25	\$11,044.63
Hoffmaster Group Inc	First Lien Term Loan	\$4,908.72	30-Sep-2016	2.5	\$12,271.81
Hoffmaster Group Inc	First Lien Term Loan	\$4,908.72	30-Dec-2016	2.75	\$13,498.99
Hoffmaster Group Inc	First Lien Term Loan	\$4,908.72	31-Mar-2017	3	\$14,726.17
Hoffmaster Group Inc	First Lien Term Loan	\$4,908.72	30-Jun-2017	3.25	\$15,953.35
Hoffmaster Group Inc	First Lien Term Loan	\$4,908.72	29-Sep-2017	3.5	\$17,180.53
Hoffmaster Group Inc	First Lien Term Loan	\$4,908.72	29-Dec-2017	3.75	\$18,407.71
Hoffmaster Group Inc	First Lien Term Loan	\$1,845,974.60	03-Jan-2018	3.76	\$6,940,864.48
iEnergizer Limited	Term Loan	\$200,000.00	30-Jun-2014	0.24	\$48,000.00
iEnergizer Limited	Term Loan	\$200,000.00	30-Sep-2014	0.5	\$100,000.00
iEnergizer Limited	Term Loan	\$200,000.00	31-Dec-2014	0.75	\$150,000.00
iEnergizer Limited	Term Loan	\$200,000.00	31-Mar-2015	0.99	\$198,000.00
iEnergizer Limited	Term Loan	\$200,000.00	30-Jun-2015	1.24	\$248,000.00
iEnergizer Limited	Term Loan	\$200,000.00	30-Sep-2015	1.5	\$300,000.00
iEnergizer Limited	Term Loan	\$200,000.00	31-Dec-2015	1.75	\$350,000.00
iEnergizer Limited	Term Loan	\$200,000.00	31-Mar-2016	2	\$400,000.00
iEnergizer Limited	Term Loan	\$200,000.00	30-Jun-2016	2.25	\$450,000.00
iEnergizer Limited	Term Loan	\$200,000.00	30-Sep-2016	2.5	\$500,000.00
iEnergizer Limited	Term Loan	\$200,000.00	31-Dec-2016	2.75	\$550,000.00
iEnergizer Limited	Term Loan	\$200,000.00	31-Mar-2017	3	\$600,000.00
iEnergizer Limited	Term Loan	\$200,000.00	30-Jun-2017	3.25	\$650,000.00
iEnergizer Limited	Term Loan	\$200,000.00	30-Sep-2017	3.5	\$700,000.00
iEnergizer Limited	Term Loan	\$200,000.00	31-Dec-2017	3.75	\$750,000.00
iEnergizer Limited	Term Loan	\$200,000.00	31-Mar-2018	4	\$800,000.00
iEnergizer Limited	Term Loan	\$200,000.00	30-Jun-2018	4.25	\$850,000.00
iEnergizer Limited	Term Loan	\$200,000.00	30-Sep-2018	4.5	\$900,000.00
iEnergizer Limited	Term Loan	\$200,000.00	31-Dec-2018	4.75	\$950,000.00
iEnergizer Limited	Term Loan	\$200,000.00	31-Mar-2019	5	\$1,000,000.00
iEnergizer Limited	Term Loan	\$3,400,000.00	01-May-2019	5.08	\$17,272,000.00
Integra Telecom Holdings Inc	Term B Loan	\$10,900.00	30-Jun-2014	0.24	\$2,616.00
Integra Telecom Holdings Inc	Term B Loan	\$10,900.00	30-Sep-2014	0.5	\$5,450.00
Integra Telecom Holdings Inc	Term B Loan	\$10,900.00	31-Dec-2014	0.75	\$8,175.00
Integra Telecom Holdings Inc	Term B Loan	\$10,900.00	31-Mar-2015	0.99	\$10,791.00
Integra Telecom Holdings Inc	Term B Loan	\$10,900.00	30-Jun-2015	1.24	\$13,516.00
Integra Telecom Holdings Inc	Term B Loan	\$10,900.00	30-Sep-2015	1.5	\$16,350.00
Integra Telecom Holdings Inc	Term B Loan	\$10,900.00	31-Dec-2015	1.75	\$19,075.00
Integra Telecom Holdings Inc	Term B Loan	\$10,900.00	31-Mar-2016	2	\$21,800.00
Integra Telecom Holdings Inc	Term B Loan	\$10,900.00	30-Jun-2016	2.25	\$24,525.00
Integra Telecom Holdings Inc	Term B Loan	\$10,900.00	30-Sep-2016	2.5	\$27,250.00
Integra Telecom Holdings Inc	Term B Loan	\$10,900.00	30-Dec-2016	2.75	\$29,975.00
Integra Telecom Holdings Inc	Term B Loan	\$10,900.00	31-Mar-2017	3	\$32,700.00
Integra Telecom Holdings Inc	Term B Loan	\$10,900.00	30-Jun-2017	3.25	\$35,425.00
Integra Telecom Holdings Inc	Term B Loan	\$10,900.00	29-Sep-2017	3.5	\$38,150.00
Integra Telecom Holdings Inc	Term B Loan	\$10,900.00	29-Dec-2017	3.75	\$40,875.00
Integra Telecom Holdings Inc	Term B Loan	\$10,900.00	30-Mar-2018	3.99	\$43,491.00
Integra Telecom Holdings Inc	Term B Loan	\$10,900.00	29-Jun-2018	4.24	\$46,216.00
Integra Telecom Holdings Inc	Term B Loan	\$10,900.00	28-Sep-2018	4.49	\$48,941.00

Issuer	Facility	Amortization Amount	Amort Date	Years Difference	Product Of Amort Amount & Years Diff
Integra Telecom Holdings Inc	Term B Loan	\$10,900.00	31-Dec-2018	4.75	\$51,775.00
Integra Telecom Holdings Inc	Term B Loan	\$4,109,300.00	22-Feb-2019	4.9	\$20,135,570.00
Jackson Hewitt Inc	Senior Secured Term Loan	\$663,594.47	30-Apr-2014	0.08	\$53,087.56
Jackson Hewitt Inc	Senior Secured Term Loan	\$796,313.37	30-Apr-2015	1.08	\$860,018.43
Jackson Hewitt Inc	Senior Secured Term Loan	\$796,313.37	29-Apr-2016	2.08	\$1,656,331.80
Jackson Hewitt Inc	Senior Secured Term Loan	\$796,313.37	28-Apr-2017	3.07	\$2,444,682.03
Jackson Hewitt Inc	Senior Secured Term Loan	\$5,883,870.98	16-Oct-2017	3.54	\$20,828,903.27
JHCI Acquisition Inc	First Lien Term Loan	\$22,500.00	30-Jun-2014	0.24	\$5,400.00
JHCI Acquisition Inc	First Lien Term Loan	\$22,500.00	30-Sep-2014	0.5	\$11,250.00
JHCI Acquisition Inc	First Lien Term Loan	\$22,500.00	31-Dec-2014	0.75	\$16,875.00
JHCI Acquisition Inc	First Lien Term Loan	\$22,500.00	31-Mar-2015	0.99	\$22,275.00
JHCI Acquisition Inc	First Lien Term Loan	\$22,500.00	30-Jun-2015	1.24	\$27,900.00
JHCI Acquisition Inc	First Lien Term Loan	\$22,500.00	30-Sep-2015	1.5	\$33,750.00
JHCI Acquisition Inc	First Lien Term Loan	\$22,500.00	31-Dec-2015	1.75	\$39,375.00
JHCI Acquisition Inc	First Lien Term Loan	\$22,500.00	31-Mar-2016	2	\$45,000.00
JHCI Acquisition Inc	First Lien Term Loan	\$22,500.00	30-Jun-2016	2.25	\$50,625.00
JHCI Acquisition Inc	First Lien Term Loan	\$22,500.00	30-Sep-2016	2.5	\$56,250.00
JHCI Acquisition Inc	First Lien Term Loan	\$22,500.00	30-Dec-2016	2.75	\$61,875.00
JHCI Acquisition Inc	First Lien Term Loan	\$22,500.00	31-Mar-2017	3	\$67,500.00
JHCI Acquisition Inc	First Lien Term Loan	\$22,500.00	30-Jun-2017	3.25	\$73,125.00
JHCI Acquisition Inc	First Lien Term Loan	\$22,500.00	29-Sep-2017	3.5	\$78,750.00
JHCI Acquisition Inc	First Lien Term Loan	\$22,500.00	29-Dec-2017	3.75	\$84,375.00
JHCI Acquisition Inc	First Lien Term Loan	\$22,500.00	30-Mar-2018	3.99	\$89,775.00
JHCI Acquisition Inc	First Lien Term Loan	\$22,500.00	29-Jun-2018	4.24	\$95,400.00
JHCI Acquisition Inc	First Lien Term Loan	\$22,500.00	28-Sep-2018	4.49	\$101,025.00
JHCI Acquisition Inc	First Lien Term Loan	\$22,500.00	31-Dec-2018	4.75	\$106,875.00
JHCI Acquisition Inc	First Lien Term Loan	\$22,500.00	29-Mar-2019	4.99	\$112,275.00
JHCI Acquisition Inc	First Lien Term Loan	\$8,155,227.34	11-Jul-2019	5.28	\$43,059,600.35
Mercury Payment Systems LLC	Term Loan	\$2,521.01	30-Jun-2014	0.24	\$605.04
Mercury Payment Systems LLC	Term Loan	\$2,521.01	30-Sep-2014	0.5	\$1,260.50
Mercury Payment Systems LLC	Term Loan	\$2,521.01	31-Dec-2014	0.75	\$1,890.76
Mercury Payment Systems LLC	Term Loan	\$2,521.01	31-Mar-2015	0.99	\$2,495.80
Mercury Payment Systems LLC	Term Loan	\$2,521.01	30-Jun-2015	1.24	\$3,126.05
Mercury Payment Systems LLC	Term Loan	\$2,521.01	30-Sep-2015	1.5	\$3,781.51
Mercury Payment Systems LLC	Term Loan	\$2,521.01	31-Dec-2015	1.75	\$4,411.76
Mercury Payment Systems LLC	Term Loan	\$2,521.01	31-Mar-2016	2	\$5,042.02
Mercury Payment Systems LLC	Term Loan	\$2,521.01	30-Jun-2016	2.25	\$5,672.27
Mercury Payment Systems LLC	Term Loan	\$2,521.01	30-Sep-2016	2.5	\$6,302.52
Mercury Payment Systems LLC	Term Loan	\$2,521.01	30-Dec-2016	2.75	\$6,932.77
Mercury Payment Systems LLC	Term Loan	\$2,521.01	31-Mar-2017	3	\$7,563.03
Mercury Payment Systems LLC	Term Loan	\$954,621.85	01-Jul-2017	3.25	\$3,102,521.01
Merrill Communications LLC	Term Loan	\$0.00	30-Apr-2014	0.08	\$0.00
Merrill Communications LLC	Term Loan	\$0.00	31-Jul-2014	0.33	\$0.00
Merrill Communications LLC	Term Loan	\$0.00	31-Oct-2014	0.58	\$0.00
Merrill Communications LLC	Term Loan	\$0.00	30-Jan-2015	0.83	\$0.00
Merrill Communications LLC	Term Loan	\$0.00	30-Apr-2015	1.08	\$0.00
Merrill Communications LLC	Term Loan	\$0.00	31-Jul-2015	1.33	\$0.00
Merrill Communications LLC	Term Loan	\$0.00	30-Oct-2015	1.58	\$0.00
Merrill Communications LLC	Term Loan	\$0.00	29-Jan-2016	1.83	\$0.00
Merrill Communications LLC	Term Loan	\$0.00	29-Apr-2016	2.08	\$0.00
Merrill Communications LLC	Term Loan	\$0.00	29-Jul-2016	2.33	\$0.00
Merrill Communications LLC	Term Loan	\$0.00	31-Oct-2016	2.58	\$0.00
Merrill Communications LLC	Term Loan	\$0.00	31-Jan-2017	2.84	\$0.00
Merrill Communications LLC	Term Loan	\$0.00	28-Apr-2017	3.07	\$0.00

Issuer	Facility	Amortization Amount	Amort Date	Years Difference	Product Of Amort Amount & Years Diff
Merrill Communications LLC	Term Loan	\$0.00	31-Jul-2017	3.33	\$0.00
Merrill Communications LLC	Term Loan	\$0.00	31-Oct-2017	3.58	\$0.00
Merrill Communications LLC	Term Loan	\$0.00	31-Jan-2018	3.84	\$0.00
Merrill Communications LLC	Term Loan	\$11,444,824.88	08-Mar-2018	3.93	\$44,978,161.79
NAB Holdings LLC	Term Loan	\$42,166.67	30-Jun-2014	0.24	\$10,120.00
NAB Holdings LLC	Term Loan	\$63,250.00	30-Sep-2014	0.5	\$31,625.00
NAB Holdings LLC	Term Loan	\$63,250.00	31-Dec-2014	0.75	\$47,437.50
NAB Holdings LLC	Term Loan	\$63,250.00	31-Mar-2015	0.99	\$62,617.50
NAB Holdings LLC	Term Loan	\$63,250.00	30-Jun-2015	1.24	\$78,430.00
NAB Holdings LLC	Term Loan	\$63,250.00	30-Sep-2015	1.5	\$94,875.00
NAB Holdings LLC	Term Loan	\$63,250.00	31-Dec-2015	1.75	\$110,687.50
NAB Holdings LLC	Term Loan	\$63,250.00	31-Mar-2016	2	\$126,500.00
NAB Holdings LLC	Term Loan	\$63,250.00	30-Jun-2016	2.25	\$142,312.50
NAB Holdings LLC	Term Loan	\$84,333.33	30-Sep-2016	2.5	\$210,833.33
NAB Holdings LLC	Term Loan	\$84,333.33	30-Dec-2016	2.75	\$231,916.67
NAB Holdings LLC	Term Loan	\$84,333.33	31-Mar-2017	3	\$253,000.00
NAB Holdings LLC	Term Loan	\$84,333.33	30-Jun-2017	3.25	\$274,083.33
NAB Holdings LLC	Term Loan	\$84,333.33	29-Sep-2017	3.5	\$295,166.67
NAB Holdings LLC	Term Loan	\$84,333.33	29-Dec-2017	3.75	\$316,250.00
NAB Holdings LLC	Term Loan	\$84,333.33	30-Mar-2018	3.99	\$336,490.00
NAB Holdings LLC	Term Loan	\$1,939,666.66	24-Apr-2018	4.06	\$7,875,046.66
New Breed Inc	Term Loan	\$0.00	30-Jun-2014	0.24	\$0.00
New Breed Inc	Term Loan	\$0.00	30-Sep-2014	0.5	\$0.00
New Breed Inc	Term Loan	\$0.00	31-Dec-2014	0.75	\$0.00
New Breed Inc	Term Loan	\$0.00	31-Mar-2015	0.99	\$0.00
New Breed Inc	Term Loan	\$0.00	30-Jun-2015	1.24	\$0.00
New Breed Inc	Term Loan	\$0.00	30-Sep-2015	1.5	\$0.00
New Breed Inc	Term Loan	\$0.00	31-Dec-2015	1.75	\$0.00
New Breed Inc	Term Loan	\$10,082.55	31-Mar-2016	2	\$20,165.10
New Breed Inc	Term Loan	\$15,123.83	30-Jun-2016	2.25	\$34,028.61
New Breed Inc	Term Loan	\$15,123.83	30-Sep-2016	2.5	\$37,809.56
New Breed Inc	Term Loan	\$15,123.83	30-Dec-2016	2.75	\$41,590.52
New Breed Inc	Term Loan	\$15,123.83	31-Mar-2017	3	\$45,371.48
New Breed Inc	Term Loan	\$15,123.83	30-Jun-2017	3.25	\$49,152.43
New Breed Inc	Term Loan	\$15,123.83	29-Sep-2017	3.5	\$52,933.39
New Breed Inc	Term Loan	\$15,123.83	29-Dec-2017	3.75	\$56,714.35
New Breed Inc	Term Loan	\$15,123.83	30-Mar-2018	3.99	\$60,344.06
New Breed Inc	Term Loan	\$15,123.83	29-Jun-2018	4.24	\$64,125.02
New Breed Inc	Term Loan	\$15,123.83	28-Sep-2018	4.49	\$67,905.98
New Breed Inc	Term Loan	\$15,123.83	31-Dec-2018	4.75	\$71,838.17
New Breed Inc	Term Loan	\$15,123.83	29-Mar-2019	4.99	\$75,467.89
New Breed Inc	Term Loan	\$15,123.83	28-Jun-2019	5.24	\$79,248.85
New Breed Inc	Term Loan	\$15,123.83	30-Sep-2019	5.5	\$83,181.04
New Breed Inc	Term Loan	\$5,641,187.02	01-Oct-2019	5.5	\$31,026,528.58
Otter Products LLC	Term Loan	\$101,401.05	30-Jun-2014	0.24	\$24,336.25
Otter Products LLC	Term Loan	\$152,101.58	30-Sep-2014	0.5	\$76,050.79
Otter Products LLC	Term Loan	\$152,101.58	31-Dec-2014	0.75	\$114,076.18
Otter Products LLC	Term Loan	\$152,101.58	31-Mar-2015	0.99	\$150,580.56
Otter Products LLC	Term Loan	\$152,101.58	30-Jun-2015	1.24	\$188,605.96
Otter Products LLC	Term Loan	\$202,802.10	30-Sep-2015	1.5	\$304,203.16
Otter Products LLC	Term Loan	\$202,802.10	31-Dec-2015	1.75	\$354,903.68
Otter Products LLC	Term Loan	\$202,802.10	31-Mar-2016	2	\$405,604.21
Otter Products LLC	Term Loan	\$202,802.10	30-Jun-2016	2.25	\$456,304.73
Otter Products LLC	Term Loan	\$202,802.10	30-Sep-2016	2.5	\$507,005.26

Issuer	Facility	Amortization Amount	Amort Date	Years Difference	Product Of Amort Amount & Years Diff
Otter Products LLC	Term Loan	\$202,802.10	30-Dec-2016	2.75	\$557,705.79
Otter Products LLC	Term Loan	\$202,802.10	31-Mar-2017	3	\$608,406.31
Otter Products LLC	Term Loan	\$202,802.10	30-Jun-2017	3.25	\$659,106.84
Otter Products LLC	Term Loan	\$202,802.10	29-Sep-2017	3.5	\$709,807.36
Otter Products LLC	Term Loan	\$202,802.10	29-Dec-2017	3.75	\$760,507.89
Otter Products LLC	Term Loan	\$202,802.10	30-Mar-2018	3.99	\$809,180.39
Otter Products LLC	Term Loan	\$202,802.10	29-Jun-2018	4.24	\$859,880.92
Otter Products LLC	Term Loan	\$202,802.10	28-Sep-2018	4.49	\$910,581.45
Otter Products LLC	Term Loan	\$202,802.10	31-Dec-2018	4.75	\$963,309.99
Otter Products LLC	Term Loan	\$202,802.10	29-Mar-2019	4.99	\$1,011,982.50
Otter Products LLC	Term Loan	\$4,056,042.08	29-Apr-2019	5.08	\$20,604,693.76
Packaging Coordinators Inc	First Lien Term Loan B	\$0.00	01-Jul-2014	0.25	\$0.00
Packaging Coordinators Inc	First Lien Term Loan B	\$12,500.00	01-Oct-2014	0.5	\$6,250.00
Packaging Coordinators Inc	First Lien Term Loan B	\$12,500.00	01-Jan-2015	0.75	\$9,375.00
Packaging Coordinators Inc	First Lien Term Loan B	\$12,500.00	01-Apr-2015	1	\$12,500.00
Packaging Coordinators Inc	First Lien Term Loan B	\$12,500.00	01-Jul-2015	1.25	\$15,625.00
Packaging Coordinators Inc	First Lien Term Loan B	\$12,500.00	01-Oct-2015	1.5	\$18,750.00
Packaging Coordinators Inc	First Lien Term Loan B	\$12,500.00	01-Jan-2016	1.75	\$21,875.00
Packaging Coordinators Inc	First Lien Term Loan B	\$12,500.00	01-Apr-2016	2	\$25,000.00
Packaging Coordinators Inc	First Lien Term Loan B	\$12,500.00	01-Jul-2016	2.25	\$28,125.00
Packaging Coordinators Inc	First Lien Term Loan B	\$12,500.00	01-Oct-2016	2.5	\$31,250.00
Packaging Coordinators Inc	First Lien Term Loan B	\$12,500.00	01-Jan-2017	2.75	\$34,375.00
Packaging Coordinators Inc	First Lien Term Loan B	\$12,500.00	01-Apr-2017	3	\$37,500.00
Packaging Coordinators Inc	First Lien Term Loan B	\$12,500.00	01-Jul-2017	3.25	\$40,625.00
Packaging Coordinators Inc	First Lien Term Loan B	\$12,500.00	01-Oct-2017	3.5	\$43,750.00
Packaging Coordinators Inc	First Lien Term Loan B	\$12,500.00	01-Jan-2018	3.75	\$46,875.00
Packaging Coordinators Inc	First Lien Term Loan B	\$12,500.00	01-Apr-2018	4	\$50,000.00
Packaging Coordinators Inc	First Lien Term Loan B	\$12,500.00	01-Jul-2018	4.25	\$53,125.00
Packaging Coordinators Inc	First Lien Term Loan B	\$12,500.00	01-Oct-2018	4.5	\$56,250.00
Packaging Coordinators Inc	First Lien Term Loan B	\$12,500.00	01-Jan-2019	4.75	\$59,375.00
Packaging Coordinators Inc	First Lien Term Loan B	\$12,500.00	01-Apr-2019	5	\$62,500.00
Packaging Coordinators Inc	First Lien Term Loan B	\$12,500.00	01-Jul-2019	5.25	\$65,625.00
Packaging Coordinators Inc	First Lien Term Loan B	\$12,500.00	01-Oct-2019	5.5	\$68,750.00
Packaging Coordinators Inc	First Lien Term Loan B	\$12,500.00	01-Jan-2020	5.75	\$71,875.00
Packaging Coordinators Inc	First Lien Term Loan B	\$12,500.00	01-Apr-2020	6	\$75,000.00
Packaging Coordinators Inc	First Lien Term Loan B	\$4,675,000.00	11-May-2020	6.11	\$28,564,250.00
Presidio Inc	Term Loan	\$8,640.63	30-Jun-2014	0.24	\$2,073.75
Presidio Inc	Term Loan	\$8,640.63	30-Sep-2014	0.5	\$4,320.31
Presidio Inc	Term Loan	\$43,203.13	31-Dec-2014	0.75	\$32,402.34
Presidio Inc	Term Loan	\$43,203.13	31-Mar-2015	0.99	\$42,771.09
Presidio Inc	Term Loan	\$43,203.13	30-Jun-2015	1.24	\$53,571.88
Presidio Inc	Term Loan	\$43,203.13	30-Sep-2015	1.5	\$64,804.69
Presidio Inc	Term Loan	\$43,203.13	31-Dec-2015	1.75	\$75,605.47
Presidio Inc	Term Loan	\$43,203.13	31-Mar-2016	2	\$86,406.25
Presidio Inc	Term Loan	\$43,203.13	30-Jun-2016	2.25	\$97,207.03
Presidio Inc	Term Loan	\$43,203.13	30-Sep-2016	2.5	\$108,007.81
Presidio Inc	Term Loan	\$43,203.13	31-Dec-2016	2.75	\$118,808.59
Presidio Inc	Term Loan	\$3,050,140.63	31-Mar-2017	3	\$9,150,421.88
Renfro Corporation	Tranche B Term Loan	\$6,666.67	30-Apr-2014	0.08	\$533.33
Renfro Corporation	Tranche B Term Loan	\$6,666.67	31-Jul-2014	0.33	\$2,200.00
Renfro Corporation	Tranche B Term Loan	\$6,666.67	31-Oct-2014	0.58	\$3,866.67
Renfro Corporation	Tranche B Term Loan	\$6,666.67	30-Jan-2015	0.83	\$5,533.33
Renfro Corporation	Tranche B Term Loan	\$6,666.67	30-Apr-2015	1.08	\$7,200.00
Renfro Corporation	Tranche B Term Loan	\$6,666.67	31-Jul-2015	1.33	\$8,866.67

Issuer	Facility	Amortization Amount	Amort Date	Years Difference	Product Of Amort Amount & Years Diff
Renfro Corporation	Tranche B Term Loan	\$6,666.67	30-Oct-2015	1.58	\$10,533.33
Renfro Corporation	Tranche B Term Loan	\$6,666.67	29-Jan-2016	1.83	\$12,200.00
Renfro Corporation	Tranche B Term Loan	\$6,666.67	29-Apr-2016	2.08	\$13,866.67
Renfro Corporation	Tranche B Term Loan	\$6,666.67	29-Jul-2016	2.33	\$15,533.33
Renfro Corporation	Tranche B Term Loan	\$6,666.67	31-Oct-2016	2.58	\$17,200.00
Renfro Corporation	Tranche B Term Loan	\$6,666.67	31-Jan-2017	2.84	\$18,933.33
Renfro Corporation	Tranche B Term Loan	\$6,666.67	28-Apr-2017	3.07	\$20,466.67
Renfro Corporation	Tranche B Term Loan	\$6,666.67	31-Jul-2017	3.33	\$22,200.00
Renfro Corporation	Tranche B Term Loan	\$6,666.67	31-Oct-2017	3.58	\$23,866.67
Renfro Corporation	Tranche B Term Loan	\$6,666.67	31-Jan-2018	3.84	\$25,600.00
Renfro Corporation	Tranche B Term Loan	\$6,666.67	30-Apr-2018	4.08	\$27,200.00
Renfro Corporation	Tranche B Term Loan	\$6,666.67	31-Jul-2018	4.33	\$28,866.67
Renfro Corporation	Tranche B Term Loan	\$6,666.67	31-Oct-2018	4.58	\$30,533.33
Renfro Corporation	Tranche B Term Loan	\$2,513,333.34	30-Jan-2019	4.83	\$12,139,400.01
SafeNet Inc	First Lien Initial Term Loan	\$23,750.00	30-Jun-2014	0.24	\$5,700.00
SafeNet Inc	First Lien Initial Term Loan	\$23,750.00	30-Sep-2014	0.5	\$11,875.00
SafeNet Inc	First Lien Initial Term Loan	\$23,750.00	31-Dec-2014	0.75	\$17,812.50
SafeNet Inc	First Lien Initial Term Loan	\$23,750.00	31-Mar-2015	0.99	\$23,512.50
SafeNet Inc	First Lien Initial Term Loan	\$23,750.00	30-Jun-2015	1.24	\$29,450.00
SafeNet Inc	First Lien Initial Term Loan	\$23,750.00	30-Sep-2015	1.5	\$35,625.00
SafeNet Inc	First Lien Initial Term Loan	\$23,750.00	31-Dec-2015	1.75	\$41,562.50
SafeNet Inc	First Lien Initial Term Loan	\$23,750.00	31-Mar-2016	2	\$47,500.00
SafeNet Inc	First Lien Initial Term Loan	\$23,750.00	30-Jun-2016	2.25	\$53,437.50
SafeNet Inc	First Lien Initial Term Loan	\$23,750.00	30-Sep-2016	2.5	\$59,375.00
SafeNet Inc	First Lien Initial Term Loan	\$23,750.00	31-Dec-2016	2.75	\$65,312.50
SafeNet Inc	First Lien Initial Term Loan	\$23,750.00	31-Mar-2017	3	\$71,250.00
SafeNet Inc	First Lien Initial Term Loan	\$23,750.00	30-Jun-2017	3.25	\$77,187.50
SafeNet Inc	First Lien Initial Term Loan	\$23,750.00	30-Sep-2017	3.5	\$83,125.00
SafeNet Inc	First Lien Initial Term Loan	\$23,750.00	31-Dec-2017	3.75	\$89,062.50
SafeNet Inc	First Lien Initial Term Loan	\$23,750.00	31-Mar-2018	4	\$95,000.00
SafeNet Inc	First Lien Initial Term Loan	\$23,750.00	30-Jun-2018	4.25	\$100,937.50
SafeNet Inc	First Lien Initial Term Loan	\$23,750.00	30-Sep-2018	4.5	\$106,875.00
SafeNet Inc	First Lien Initial Term Loan	\$23,750.00	31-Dec-2018	4.75	\$112,812.50
SafeNet Inc	First Lien Initial Term Loan	\$23,750.00	31-Mar-2019	5	\$118,750.00
SafeNet Inc	First Lien Initial Term Loan	\$23,750.00	30-Jun-2019	5.25	\$124,687.50
SafeNet Inc	First Lien Initial Term Loan	\$23,750.00	30-Sep-2019	5.5	\$130,625.00
SafeNet Inc	First Lien Initial Term Loan	\$23,750.00	31-Dec-2019	5.75	\$136,562.50
SafeNet Inc	First Lien Initial Term Loan	\$23,750.00	31-Mar-2020	6	\$142,500.00
SafeNet Inc	First Lien Initial Term Loan	\$8,930,000.00	03-May-2020	6.09	\$54,383,700.00
SESAC Holdco II LLC	First Lien Term Loan	\$20,800.00	30-Jun-2014	0.24	\$4,992.00
SESAC Holdco II LLC	First Lien Term Loan	\$20,800.00	30-Sep-2014	0.5	\$10,400.00
SESAC Holdco II LLC	First Lien Term Loan	\$20,800.00	31-Dec-2014	0.75	\$15,600.00
SESAC Holdco II LLC	First Lien Term Loan	\$20,800.00	31-Mar-2015	0.99	\$20,592.00
SESAC Holdco II LLC	First Lien Term Loan	\$20,800.00	30-Jun-2015	1.24	\$25,792.00
SESAC Holdco II LLC	First Lien Term Loan	\$20,800.00	30-Sep-2015	1.5	\$31,200.00
SESAC Holdco II LLC	First Lien Term Loan	\$20,800.00	31-Dec-2015	1.75	\$36,400.00
SESAC Holdco II LLC	First Lien Term Loan	\$20,800.00	31-Mar-2016	2	\$41,600.00
SESAC Holdco II LLC	First Lien Term Loan	\$20,800.00	30-Jun-2016	2.25	\$46,800.00
SESAC Holdco II LLC	First Lien Term Loan	\$20,800.00	30-Sep-2016	2.5	\$52,000.00
SESAC Holdco II LLC	First Lien Term Loan	\$20,800.00	30-Dec-2016	2.75	\$57,200.00
SESAC Holdco II LLC	First Lien Term Loan	\$20,800.00	31-Mar-2017	3	\$62,400.00
SESAC Holdco II LLC	First Lien Term Loan	\$20,800.00	30-Jun-2017	3.25	\$67,600.00
SESAC Holdco II LLC	First Lien Term Loan	\$20,800.00	29-Sep-2017	3.5	\$72,800.00
SESAC Holdco II LLC	First Lien Term Loan	\$20,800.00	29-Dec-2017	3.75	\$78,000.00

Issuer	Facility	Amortization Amount	Amort Date	Years Difference	Product Of Amort Amount & Years Diff
SESAC Holdco II LLC	First Lien Term Loan	\$20,800.00	30-Mar-2018	3.99	\$82,992.00
SESAC Holdco II LLC	First Lien Term Loan	\$20,800.00	29-Jun-2018	4.24	\$88,192.00
SESAC Holdco II LLC	First Lien Term Loan	\$20,800.00	28-Sep-2018	4.49	\$93,392.00
SESAC Holdco II LLC	First Lien Term Loan	\$20,800.00	31-Dec-2018	4.75	\$98,800.00
SESAC Holdco II LLC	First Lien Term Loan	\$7,820,800.00	07-Feb-2019	4.85	\$37,930,880.00
SESAC Holdco II LLC	Second Lien Term Loan	\$2,000,000.00	08-Feb-2019	4.86	\$9,720,000.00
SkillSoft Corporation	New Term Loan	\$7,121.87	30-Jun-2014	0.24	\$1,709.25
SkillSoft Corporation	New Term Loan	\$7,121.87	30-Sep-2014	0.5	\$3,560.94
SkillSoft Corporation	New Term Loan	\$7,121.87	31-Dec-2014	0.75	\$5,341.41
SkillSoft Corporation	New Term Loan	\$7,121.87	31-Mar-2015	0.99	\$7,050.66
SkillSoft Corporation	New Term Loan	\$7,121.87	30-Jun-2015	1.24	\$8,831.12
SkillSoft Corporation	New Term Loan	\$7,121.87	30-Sep-2015	1.5	\$10,682.81
SkillSoft Corporation	New Term Loan	\$7,121.87	31-Dec-2015	1.75	\$12,463.28
SkillSoft Corporation	New Term Loan	\$7,121.87	31-Mar-2016	2	\$14,243.75
SkillSoft Corporation	New Term Loan	\$7,121.87	30-Jun-2016	2.25	\$16,024.22
SkillSoft Corporation	New Term Loan	\$7,121.87	30-Sep-2016	2.5	\$17,804.69
SkillSoft Corporation	New Term Loan	\$7,121.87	30-Dec-2016	2.75	\$19,585.16
SkillSoft Corporation	New Term Loan	\$7,121.87	31-Mar-2017	3	\$21,365.62
SkillSoft Corporation	New Term Loan	\$2,455,055.74	26-May-2017	3.15	\$7,733,425.57
SourceHOV LLC	First Lien Term B Loan	\$12,000.00	30-Jun-2014	0.24	\$2,880.00
SourceHOV LLC	First Lien Term B Loan	\$12,000.00	30-Sep-2014	0.5	\$6,000.00
SourceHOV LLC	First Lien Term B Loan	\$12,000.00	31-Dec-2014	0.75	\$9,000.00
SourceHOV LLC	First Lien Term B Loan	\$12,000.00	31-Mar-2015	0.99	\$11,880.00
SourceHOV LLC	First Lien Term B Loan	\$12,000.00	30-Jun-2015	1.24	\$14,880.00
SourceHOV LLC	First Lien Term B Loan	\$12,000.00	30-Sep-2015	1.5	\$18,000.00
SourceHOV LLC	First Lien Term B Loan	\$12,000.00	31-Dec-2015	1.75	\$21,000.00
SourceHOV LLC	First Lien Term B Loan	\$12,000.00	31-Mar-2016	2	\$24,000.00
SourceHOV LLC	First Lien Term B Loan	\$12,000.00	30-Jun-2016	2.25	\$27,000.00
SourceHOV LLC	First Lien Term B Loan	\$12,000.00	30-Sep-2016	2.5	\$30,000.00
SourceHOV LLC	First Lien Term B Loan	\$12,000.00	30-Dec-2016	2.75	\$33,000.00
SourceHOV LLC	First Lien Term B Loan	\$12,000.00	31-Mar-2017	3	\$36,000.00
SourceHOV LLC	First Lien Term B Loan	\$12,000.00	30-Jun-2017	3.25	\$39,000.00
SourceHOV LLC	First Lien Term B Loan	\$12,000.00	29-Sep-2017	3.5	\$42,000.00
SourceHOV LLC	First Lien Term B Loan	\$12,000.00	29-Dec-2017	3.75	\$45,000.00
SourceHOV LLC	First Lien Term B Loan	\$12,000.00	30-Mar-2018	3.99	\$47,880.00
SourceHOV LLC	First Lien Term B Loan	\$4,572,000.00	30-Apr-2018	4.08	\$18,653,760.00
SourceHOV LLC	Second Lien Term Loan	\$2,000,000.00	30-Apr-2019	5.08	\$10,160,000.00
Sportsman's Warehouse Inc	First Out Term Loan	\$24,000.00	02-May-2014	0.08	\$1,920.00
Sportsman's Warehouse Inc	First Out Term Loan	\$24,000.00	01-Aug-2014	0.33	\$7,920.00
Sportsman's Warehouse Inc	First Out Term Loan	\$24,000.00	31-Oct-2014	0.58	\$13,920.00
Sportsman's Warehouse Inc	First Out Term Loan	\$24,000.00	30-Jan-2015	0.83	\$19,920.00
Sportsman's Warehouse Inc	First Out Term Loan	\$24,000.00	01-May-2015	1.08	\$25,920.00
Sportsman's Warehouse Inc	First Out Term Loan	\$24,000.00	31-Jul-2015	1.33	\$31,920.00
Sportsman's Warehouse Inc	First Out Term Loan	\$24,000.00	30-Oct-2015	1.58	\$37,920.00
Sportsman's Warehouse Inc	First Out Term Loan	\$24,000.00	29-Jan-2016	1.83	\$43,920.00
Sportsman's Warehouse Inc	First Out Term Loan	\$24,000.00	29-Apr-2016	2.08	\$49,920.00
Sportsman's Warehouse Inc	First Out Term Loan	\$24,000.00	29-Jul-2016	2.33	\$55,920.00
Sportsman's Warehouse Inc	First Out Term Loan	\$24,000.00	28-Oct-2016	2.58	\$61,920.00
Sportsman's Warehouse Inc	First Out Term Loan	\$24,000.00	27-Jan-2017	2.82	\$67,880.00
Sportsman's Warehouse Inc	First Out Term Loan	\$24,000.00	28-Apr-2017	3.07	\$73,680.00
Sportsman's Warehouse Inc	First Out Term Loan	\$24,000.00	28-Jul-2017	3.32	\$79,680.00
Sportsman's Warehouse Inc	First Out Term Loan	\$24,000.00	27-Oct-2017	3.57	\$85,680.00
Sportsman's Warehouse Inc	First Out Term Loan	\$24,000.00	02-Feb-2018	3.84	\$92,160.00
Sportsman's Warehouse Inc	First Out Term Loan	\$24,000.00	04-May-2018	4.09	\$98,160.00

Issuer	Facility	Amortization Amount	Amort Date	Years Difference	Product Of Amort Amount & Years Diff
Sportsman's Warehouse Inc	First Out Term Loan	\$24,000.00	03-Aug-2018	4.34	\$104,160.00
Sportsman's Warehouse Inc	First Out Term Loan	\$24,000.00	02-Nov-2018	4.59	\$110,160.00
Sportsman's Warehouse Inc	First Out Term Loan	\$24,000.00	01-Feb-2019	4.84	\$116,160.00
Sportsman's Warehouse Inc	First Out Term Loan	\$24,000.00	03-May-2019	5.09	\$122,160.00
Sportsman's Warehouse Inc	First Out Term Loan	\$24,000.00	02-Aug-2019	5.34	\$128,160.00
Sportsman's Warehouse Inc	First Out Term Loan	\$9,024,000.00	20-Aug-2019	5.39	\$48,639,360.00
STG-Fairway Acquisitions Inc	First Lien Term Loan	\$8,659.67	30-Jun-2014	0.24	\$2,078.32
STG-Fairway Acquisitions Inc	First Lien Term Loan	\$8,659.67	30-Sep-2014	0.5	\$4,329.84
STG-Fairway Acquisitions Inc	First Lien Term Loan	\$8,659.67	31-Dec-2014	0.75	\$6,494.75
STG-Fairway Acquisitions Inc	First Lien Term Loan	\$8,659.67	31-Mar-2015	0.99	\$8,573.07
STG-Fairway Acquisitions Inc	First Lien Term Loan	\$8,659.67	30-Jun-2015	1.24	\$10,737.99
STG-Fairway Acquisitions Inc	First Lien Term Loan	\$8,659.67	30-Sep-2015	1.5	\$12,989.51
STG-Fairway Acquisitions Inc	First Lien Term Loan	\$8,659.67	31-Dec-2015	1.75	\$15,154.42
STG-Fairway Acquisitions Inc	First Lien Term Loan	\$8,659.67	31-Mar-2016	2	\$17,319.34
STG-Fairway Acquisitions Inc	First Lien Term Loan	\$8,659.67	30-Jun-2016	2.25	\$19,484.26
STG-Fairway Acquisitions Inc	First Lien Term Loan	\$8,659.67	30-Sep-2016	2.5	\$21,649.18
STG-Fairway Acquisitions Inc	First Lien Term Loan	\$8,659.67	30-Dec-2016	2.75	\$23,814.10
STG-Fairway Acquisitions Inc	First Lien Term Loan	\$8,659.67	31-Mar-2017	3	\$25,979.01
STG-Fairway Acquisitions Inc	First Lien Term Loan	\$8,659.67	30-Jun-2017	3.25	\$28,143.93
STG-Fairway Acquisitions Inc	First Lien Term Loan	\$8,659.67	29-Sep-2017	3.5	\$30,308.85
STG-Fairway Acquisitions Inc	First Lien Term Loan	\$8,659.67	29-Dec-2017	3.75	\$32,473.77
STG-Fairway Acquisitions Inc	First Lien Term Loan	\$8,659.67	30-Mar-2018	3.99	\$34,552.09
STG-Fairway Acquisitions Inc	First Lien Term Loan	\$8,659.67	29-Jun-2018	4.24	\$36,717.01
STG-Fairway Acquisitions Inc	First Lien Term Loan	\$8,659.67	28-Sep-2018	4.49	\$38,881.92
STG-Fairway Acquisitions Inc	First Lien Term Loan	\$8,659.67	31-Dec-2018	4.75	\$41,133.44
STG-Fairway Acquisitions Inc	First Lien Term Loan	\$3,267,068.53	28-Feb-2019	4.91	\$16,041,306.46
SumTotal Systems LLC	Second Lien Term Loan	\$11,250,000.00	16-May-2019	5.12	\$57,600,000.00
Technimark LLC	Initial Term Loan	\$22,460.15	30-Jun-2014	0.24	\$5,390.44
Technimark LLC	Initial Term Loan	\$22,460.15	30-Sep-2014	0.5	\$11,230.08
Technimark LLC	Initial Term Loan	\$22,460.15	31-Dec-2014	0.75	\$16,845.11
Technimark LLC	Initial Term Loan	\$22,460.15	31-Mar-2015	0.99	\$22,235.55
Technimark LLC	Initial Term Loan	\$22,460.15	30-Jun-2015	1.24	\$27,850.59
Technimark LLC	Initial Term Loan	\$22,460.15	30-Sep-2015	1.5	\$33,690.23
Technimark LLC	Initial Term Loan	\$22,460.15	31-Dec-2015	1.75	\$39,305.26
Technimark LLC	Initial Term Loan	\$22,460.15	31-Mar-2016	2	\$44,920.30
Technimark LLC	Initial Term Loan	\$22,460.15	30-Jun-2016	2.25	\$50,535.34
Technimark LLC	Initial Term Loan	\$22,460.15	30-Sep-2016	2.5	\$56,150.38
Technimark LLC	Initial Term Loan	\$22,460.15	31-Dec-2016	2.75	\$61,765.41
Technimark LLC	Initial Term Loan	\$22,460.15	31-Mar-2017	3	\$67,380.45
Technimark LLC	Initial Term Loan	\$22,460.15	30-Jun-2017	3.25	\$72,995.49
Technimark LLC	Initial Term Loan	\$22,460.15	30-Sep-2017	3.5	\$78,610.53
Technimark LLC	Initial Term Loan	\$22,460.15	31-Dec-2017	3.75	\$84,225.56
Technimark LLC	Initial Term Loan	\$22,460.15	31-Mar-2018	4	\$89,840.60
Technimark LLC	Initial Term Loan	\$22,460.15	30-Jun-2018	4.25	\$95,455.64
Technimark LLC	Initial Term Loan	\$22,460.15	30-Sep-2018	4.5	\$101,070.68
Technimark LLC	Initial Term Loan	\$22,460.15	31-Dec-2018	4.75	\$106,685.71
Technimark LLC	Initial Term Loan	\$22,460.15	31-Mar-2019	5	\$112,300.75
Technimark LLC	Initial Term Loan	\$9,049,320.00	17-Apr-2019	5.04	\$45,608,572.80
TeleGuam Holdings LLC	Second Lien Term Loan	\$5,312,500.00	10-Dec-2018	4.69	\$24,915,625.00
Topps Company (The)	Term Loan	\$16,750.00	30-Jun-2014	0.24	\$4,020.00
Topps Company (The)	Term Loan	\$16,750.00	30-Sep-2014	0.5	\$8,375.00
Topps Company (The)	Term Loan	\$16,750.00	31-Dec-2014	0.75	\$12,562.50
Topps Company (The)	Term Loan	\$16,750.00	31-Mar-2015	0.99	\$16,582.50
Topps Company (The)	Term Loan	\$16,750.00	30-Jun-2015	1.24	\$20,770.00

Issuer	Facility	Amortization Amount	Amort Date	Years Difference	Product Of Amort Amount & Years Diff
Topps Company (The)	Term Loan	\$16,750.00	30-Sep-2015	1.5	\$25,125.00
Topps Company (The)	Term Loan	\$16,750.00	31-Dec-2015	1.75	\$29,312.50
Topps Company (The)	Term Loan	\$16,750.00	31-Mar-2016	2	\$33,500.00
Topps Company (The)	Term Loan	\$16,750.00	30-Jun-2016	2.25	\$37,687.50
Topps Company (The)	Term Loan	\$16,750.00	30-Sep-2016	2.5	\$41,875.00
Topps Company (The)	Term Loan	\$16,750.00	30-Dec-2016	2.75	\$46,062.50
Topps Company (The)	Term Loan	\$16,750.00	31-Mar-2017	3	\$50,250.00
Topps Company (The)	Term Loan	\$16,750.00	30-Jun-2017	3.25	\$54,437.50
Topps Company (The)	Term Loan	\$16,750.00	29-Sep-2017	3.5	\$58,625.00
Topps Company (The)	Term Loan	\$16,750.00	29-Dec-2017	3.75	\$62,812.50
Topps Company (The)	Term Loan	\$16,750.00	30-Mar-2018	3.99	\$66,832.50
Topps Company (The)	Term Loan	\$16,750.00	29-Jun-2018	4.24	\$71,020.00
Topps Company (The)	Term Loan	\$16,750.00	28-Sep-2018	4.49	\$75,207.50
Topps Company (The)	Term Loan	\$6,381,750.00	02-Oct-2018	4.5	\$28,717,875.00
Travel Leaders Group LLC	Tranche B Term Loan	\$120,000.00	30-Jun-2014	0.24	\$28,800.00
Travel Leaders Group LLC	Tranche B Term Loan	\$120,000.00	30-Sep-2014	0.5	\$60,000.00
Travel Leaders Group LLC	Tranche B Term Loan	\$120,000.00	31-Dec-2014	0.75	\$90,000.00
Travel Leaders Group LLC	Tranche B Term Loan	\$120,000.00	31-Mar-2015	0.99	\$118,800.00
Travel Leaders Group LLC	Tranche B Term Loan	\$120,000.00	30-Jun-2015	1.24	\$148,800.00
Travel Leaders Group LLC	Tranche B Term Loan	\$120,000.00	30-Sep-2015	1.5	\$180,000.00
Travel Leaders Group LLC	Tranche B Term Loan	\$120,000.00	31-Dec-2015	1.75	\$210,000.00
Travel Leaders Group LLC	Tranche B Term Loan	\$120,000.00	31-Mar-2016	2	\$240,000.00
Travel Leaders Group LLC	Tranche B Term Loan	\$120,000.00	30-Jun-2016	2.25	\$270,000.00
Travel Leaders Group LLC	Tranche B Term Loan	\$120,000.00	30-Sep-2016	2.5	\$300,000.00
Travel Leaders Group LLC	Tranche B Term Loan	\$120,000.00	31-Dec-2016	2.75	\$330,000.00
Travel Leaders Group LLC	Tranche B Term Loan	\$120,000.00	31-Mar-2017	3	\$360,000.00
Travel Leaders Group LLC	Tranche B Term Loan	\$120,000.00	30-Jun-2017	3.25	\$390,000.00
Travel Leaders Group LLC	Tranche B Term Loan	\$120,000.00	30-Sep-2017	3.5	\$420,000.00
Travel Leaders Group LLC	Tranche B Term Loan	\$120,000.00	31-Dec-2017	3.75	\$450,000.00
Travel Leaders Group LLC	Tranche B Term Loan	\$120,000.00	31-Mar-2018	4	\$480,000.00
Travel Leaders Group LLC	Tranche B Term Loan	\$120,000.00	30-Jun-2018	4.25	\$510,000.00
Travel Leaders Group LLC	Tranche B Term Loan	\$120,000.00	30-Sep-2018	4.5	\$540,000.00
Travel Leaders Group LLC	Tranche B Term Loan	\$7,320,000.00	05-Dec-2018	4.68	\$34,257,600.00
TravelCLICK Inc	First Lien Term B Loan	\$24,352.07	30-Jun-2014	0.24	\$5,844.50
TravelCLICK Inc	First Lien Term B Loan	\$24,352.07	30-Sep-2014	0.5	\$12,176.03
TravelCLICK Inc	First Lien Term B Loan	\$24,352.07	31-Dec-2014	0.75	\$18,264.05
TravelCLICK Inc	First Lien Term B Loan	\$24,352.07	31-Mar-2015	0.99	\$24,108.55
TravelCLICK Inc	First Lien Term B Loan	\$24,352.07	30-Jun-2015	1.24	\$30,196.56
TravelCLICK Inc	First Lien Term B Loan	\$24,352.07	30-Sep-2015	1.5	\$36,528.10
TravelCLICK Inc	First Lien Term B Loan	\$24,352.07	31-Dec-2015	1.75	\$42,616.12
TravelCLICK Inc	First Lien Term B Loan	\$9,311,231.65	16-Mar-2016	1.96	\$18,250,014.03
UniTek Global Services Inc	New Incremental Term Loan	\$0.00	30-Jun-2014	0.24	\$0.00
UniTek Global Services Inc	New Incremental Term Loan	\$0.00	30-Sep-2014	0.5	\$0.00
UniTek Global Services Inc	New Incremental Term Loan	\$2,089.53	31-Dec-2014	0.75	\$1,567.15
UniTek Global Services Inc	New Incremental Term Loan	\$7,517.58	31-Mar-2015	0.99	\$7,442.41
UniTek Global Services Inc	New Incremental Term Loan	\$7,517.58	30-Jun-2015	1.24	\$9,321.80
UniTek Global Services Inc	New Incremental Term Loan	\$7,517.58	30-Sep-2015	1.5	\$11,276.38
UniTek Global Services Inc	New Incremental Term Loan	\$7,517.58	31-Dec-2015	1.75	\$13,155.77
UniTek Global Services Inc	New Incremental Term Loan	\$7,517.58	31-Mar-2016	2	\$15,035.17
UniTek Global Services Inc	New Incremental Term Loan	\$7,517.58	30-Jun-2016	2.25	\$16,914.57
UniTek Global Services Inc	New Incremental Term Loan	\$7,517.58	30-Sep-2016	2.5	\$18,793.96
UniTek Global Services Inc	New Incremental Term Loan	\$7,517.58	31-Dec-2016	2.75	\$20,673.36
UniTek Global Services Inc	New Incremental Term Loan	\$7,517.58	31-Mar-2017	3	\$22,552.75
UniTek Global Services Inc	New Incremental Term Loan	\$7,517.58	30-Jun-2017	3.25	\$24,432.15

Issuer	Facility	Amortization Amount	Amort Date	Years Difference	Product Of Amort Amount & Years Diff
UniTek Global Services Inc	New Incremental Term Loan	\$7,517.58	30-Sep-2017	3.5	\$26,311.55
UniTek Global Services Inc	New Incremental Term Loan	\$7,517.58	31-Dec-2017	3.75	\$28,190.94
UniTek Global Services Inc	New Incremental Term Loan	\$7,517.58	31-Mar-2018	4	\$30,070.34
UniTek Global Services Inc	New Incremental Term Loan	\$2,848,812.74	16-Apr-2018	4.04	\$11,509,203.46
Vision Solutions Inc	First Lien Term Loan	\$44,368.78	30-Apr-2014	0.08	\$3,549.50
Vision Solutions Inc	First Lien Term Loan	\$44,368.78	31-Jul-2014	0.33	\$14,641.70
Vision Solutions Inc	First Lien Term Loan	\$44,368.78	31-Oct-2014	0.58	\$25,733.89
Vision Solutions Inc	First Lien Term Loan	\$44,368.78	30-Jan-2015	0.83	\$36,826.09
Vision Solutions Inc	First Lien Term Loan	\$44,368.78	30-Apr-2015	1.08	\$47,918.28
Vision Solutions Inc	First Lien Term Loan	\$44,368.78	31-Jul-2015	1.33	\$59,010.47
Vision Solutions Inc	First Lien Term Loan	\$44,368.78	30-Oct-2015	1.58	\$70,102.67
Vision Solutions Inc	First Lien Term Loan	\$44,368.78	29-Jan-2016	1.83	\$81,194.86
Vision Solutions Inc	First Lien Term Loan	\$44,368.78	29-Apr-2016	2.08	\$92,287.06
Vision Solutions Inc	First Lien Term Loan	\$3,258,516.13	25-Jul-2016	2.32	\$7,559,757.42
Vision Solutions Inc	Second Lien Term Loan	\$5,600,000.00	24-Jul-2017	3.31	\$18,536,000.00
Volume Holdings Inc	Term Loan	\$50,000.00	30-Jun-2014	0.24	\$12,000.00
Volume Holdings Inc	Term Loan	\$50,000.00	30-Sep-2014	0.5	\$25,000.00
Volume Holdings Inc	Term Loan	\$50,000.00	31-Dec-2014	0.75	\$37,500.00
Volume Holdings Inc	Term Loan	\$50,000.00	31-Mar-2015	0.99	\$49,500.00
Volume Holdings Inc	Term Loan	\$50,000.00	30-Jun-2015	1.24	\$62,000.00
Volume Holdings Inc	Term Loan	\$50,000.00	30-Sep-2015	1.5	\$75,000.00
Volume Holdings Inc	Term Loan	\$50,000.00	31-Dec-2015	1.75	\$87,500.00
Volume Holdings Inc	Term Loan	\$50,000.00	31-Mar-2016	2	\$100,000.00
Volume Holdings Inc	Term Loan	\$50,000.00	30-Jun-2016	2.25	\$112,500.00
Volume Holdings Inc	Term Loan	\$50,000.00	30-Sep-2016	2.5	\$125,000.00
Volume Holdings Inc	Term Loan	\$50,000.00	31-Dec-2016	2.75	\$137,500.00
Volume Holdings Inc	Term Loan	\$50,000.00	31-Mar-2017	3	\$150,000.00
Volume Holdings Inc	Term Loan	\$50,000.00	30-Jun-2017	3.25	\$162,500.00
Volume Holdings Inc	Term Loan	\$50,000.00	30-Sep-2017	3.5	\$175,000.00
Volume Holdings Inc	Term Loan	\$50,000.00	31-Dec-2017	3.75	\$187,500.00
Volume Holdings Inc	Term Loan	\$50,000.00	31-Mar-2018	4	\$200,000.00
Volume Holdings Inc	Term Loan	\$50,000.00	30-Jun-2018	4.25	\$212,500.00
Volume Holdings Inc	Term Loan	\$50,000.00	30-Sep-2018	4.5	\$225,000.00
Volume Holdings Inc	Term Loan	\$50,000.00	31-Dec-2018	4.75	\$237,500.00
Volume Holdings Inc	Term Loan	\$50,000.00	31-Mar-2019	5	\$250,000.00
Volume Holdings Inc	Term Loan	\$50,000.00	30-Jun-2019	5.25	\$262,500.00
Volume Holdings Inc	Term Loan	\$50,000.00	30-Sep-2019	5.5	\$275,000.00
Volume Holdings Inc	Term Loan	\$50,000.00	31-Dec-2019	5.75	\$287,500.00
Volume Holdings Inc	Term Loan	\$2,850,000.00	31-Jan-2020	5.84	\$16,644,000.00
Wall Street Systems Delaware Inc	First Lien Term Loan	\$10,000.00	30-Jun-2014	0.24	\$2,400.00
Wall Street Systems Delaware Inc	First Lien Term Loan	\$10,000.00	30-Sep-2014	0.5	\$5,000.00
Wall Street Systems Delaware Inc	First Lien Term Loan	\$10,000.00	31-Dec-2014	0.75	\$7,500.00
Wall Street Systems Delaware Inc	First Lien Term Loan	\$10,000.00	31-Mar-2015	0.99	\$9,900.00
Wall Street Systems Delaware Inc	First Lien Term Loan	\$10,000.00	30-Jun-2015	1.24	\$12,400.00
Wall Street Systems Delaware Inc	First Lien Term Loan	\$10,000.00	30-Sep-2015	1.5	\$15,000.00
Wall Street Systems Delaware Inc	First Lien Term Loan	\$10,000.00	31-Dec-2015	1.75	\$17,500.00
Wall Street Systems Delaware Inc	First Lien Term Loan	\$10,000.00	31-Mar-2016	2	\$20,000.00
Wall Street Systems Delaware Inc	First Lien Term Loan	\$10,000.00	30-Jun-2016	2.25	\$22,500.00
Wall Street Systems Delaware Inc	First Lien Term Loan	\$10,000.00	30-Sep-2016	2.5	\$25,000.00
Wall Street Systems Delaware Inc	First Lien Term Loan	\$10,000.00	30-Dec-2016	2.75	\$27,500.00
Wall Street Systems Delaware Inc	First Lien Term Loan	\$10,000.00	31-Mar-2017	3	\$30,000.00
Wall Street Systems Delaware Inc	First Lien Term Loan	\$10,000.00	30-Jun-2017	3.25	\$32,500.00
Wall Street Systems Delaware Inc	First Lien Term Loan	\$10,000.00	29-Sep-2017	3.5	\$35,000.00
Wall Street Systems Delaware Inc	First Lien Term Loan	\$10,000.00	29-Dec-2017	3.75	\$37,500.00

Issuer	Facility	Amortization Amount	Amort Date	Years Difference	Product Of Amort Amount & Years Diff
Wall Street Systems Delaware Inc	First Lien Term Loan	\$10,000.00	30-Mar-2018	3.99	\$39,900.00
Wall Street Systems Delaware Inc	First Lien Term Loan	\$10,000.00	29-Jun-2018	4.24	\$42,400.00
Wall Street Systems Delaware Inc	First Lien Term Loan	\$10,000.00	28-Sep-2018	4.49	\$44,900.00
Wall Street Systems Delaware Inc	First Lien Term Loan	\$10,000.00	31-Dec-2018	4.75	\$47,500.00
Wall Street Systems Delaware Inc	First Lien Term Loan	\$10,000.00	29-Mar-2019	4.99	\$49,900.00
Wall Street Systems Delaware Inc	First Lien Term Loan	\$10,000.00	28-Jun-2019	5.24	\$52,400.00
Wall Street Systems Delaware Inc	First Lien Term Loan	\$10,000.00	30-Sep-2019	5.5	\$55,000.00
Wall Street Systems Delaware Inc	First Lien Term Loan	\$3,730,000.00	25-Oct-2019	5.57	\$20,776,100.00
Waupaca Foundry Inc	Tranche A-1 Loan	\$130,979.87	30-Jun-2014	0.24	\$31,435.17
Waupaca Foundry Inc	Tranche A-1 Loan	\$130,979.87	30-Sep-2014	0.5	\$65,489.93
Waupaca Foundry Inc	Tranche A-1 Loan	\$130,979.87	31-Dec-2014	0.75	\$98,234.90
Waupaca Foundry Inc	Tranche A-1 Loan	\$130,979.87	31-Mar-2015	0.99	\$129,670.07
Waupaca Foundry Inc	Tranche A-1 Loan	\$130,979.87	30-Jun-2015	1.24	\$162,415.04
Waupaca Foundry Inc	Tranche A-1 Loan	\$130,979.87	30-Sep-2015	1.5	\$196,469.80
Waupaca Foundry Inc	Tranche A-1 Loan	\$130,979.87	31-Dec-2015	1.75	\$229,214.77
Waupaca Foundry Inc	Tranche A-1 Loan	\$130,979.87	31-Mar-2016	2	\$261,959.74
Waupaca Foundry Inc	Tranche A-1 Loan	\$130,979.87	30-Jun-2016	2.25	\$294,704.70
Waupaca Foundry Inc	Tranche A-1 Loan	\$130,979.87	30-Sep-2016	2.5	\$327,449.67
Waupaca Foundry Inc	Tranche A-1 Loan	\$130,979.87	30-Dec-2016	2.75	\$360,194.64
Waupaca Foundry Inc	Tranche A-1 Loan	\$130,979.87	31-Mar-2017	3	\$392,939.60
Waupaca Foundry Inc	Tranche A-1 Loan	\$7,535,048.01	29-Jun-2017	3.24	\$24,413,555.55
Grand Total		\$300,599,141.53			\$1,372,796,613.23

Interest Coverage Detail

Reinvestment Rate: 0.0121%
 Collection Period Start Date: 04-Feb-2014
 Collection Period End Date: 02-May-2014

Maturity	Interest Collected	Calc. Method	PAR	Contract	Current Interest Rate	Payment Date	No. of Days in Period	Scheduled Distribution	No. of Days Reinvested	Reinvestment Interest
ABB Con-Cise Optical Group LLC - Term B-1 Loan										
06-Feb-2019	\$17,410.63									
06-Feb-2019		ACT/360	\$5,090,909.09	10	4.5000%	08-Apr-2014	90	\$57,272.73	24	\$0.46
Arsloane Acquisition LLC - First Lien Tranche B Term Loan										
01-Oct-2019	\$177,550.00									
Ascensus Inc - First Lien Initial Term Loan										
02-Dec-2019	\$71,875.00									
02-Dec-2019		ACT/360	\$4,488,750.00	2	5.0000%	30-Apr-2014	30	\$18,703.13	2	\$0.01
ASP HHI Acquisition Co Inc - Additional Term Loan										
05-Oct-2018	\$50,287.37									
Attachmate Corporation - First Lien Term Loan										
22-Nov-2017	\$5,206.53									
22-Nov-2017		ACT/360	\$4,808,167.61	25	7.2500%	23-Apr-2014	90	\$87,148.04	9	\$0.26
22-Nov-2017		ACT/360	\$281,012.30	26	7.2500%	24-Apr-2014	31	\$1,754.38	8	\$0.00
Attachmate Corporation - Second Lien Term Loan										
22-Nov-2018		ACT/360	\$7,000,000.00	3	11.0000%	23-Apr-2014	90	\$192,500.00	9	\$0.58
Compucom Systems Inc - Term Loan										
11-May-2020	\$48,513.16									
11-May-2020		ACT/360	\$6,947,500.00	9	4.2500%	30-Apr-2014	30	\$24,605.73	2	\$0.02
CRCI Holdings Inc - Delayed Draw Term Loan										
10-Jul-2019	\$5,273.44									
CRCI Holdings Inc - Dollar Term Loan										
10-Jul-2019	\$72,474.61									
Deltek Inc - First Lien Term Loan										
10-Oct-2018	\$1,998.17									
10-Oct-2018		ACT/360	\$4,390,206.51	13	4.5000%	10-Apr-2014	84	\$46,097.17	22	\$0.34
DG FastChannel Inc - Initial Term Loan										
26-Jul-2018	\$8,067.91									
Edmentum Inc - First Lien Term Loan										
17-May-2018	\$26,379.74									
First American Payment Systems - First Lien Term Loan										
12-Oct-2018	\$33,433.06									
First American Payment Systems - Second Lien Term Loan										
12-Apr-2019	\$98,661.11									
First Data Corp - 2018B New Term Loan										
24-Sep-2018	\$3,276.51									
24-Sep-2018		ACT/360	\$480,952.38	13	4.1545%	24-Apr-2014	31	\$1,720.60	8	\$0.00
First Data Corp - 2021 Extended USD Term Loan										
24-Mar-2021	\$55,392.68									
24-Mar-2021		ACT/360	\$9,050,721.38	3	4.1545%	24-Apr-2014	31	\$32,378.83	8	\$0.09
Generic Drug Holdings Inc - Term B-1 Loan										
17-Aug-2020	\$44,014.93									
GlobalLogic Holdings Inc - Term Loan										

Maturity	Interest Collected	Calc. Method	PAR	Contract	Current Interest Rate	Payment Date	No. of Days in Period	Scheduled Distribution	No. of Days Reinvested	Reinvestment Interest
31-May-2019	\$89,618.06									
Grede II LLC - Term Loan										
02-May-2018	\$20,346.78									
02-May-2018		ACT/360	\$199,255.62	37	4.5000%	14-Apr-2014	32	\$797.02	18	\$0.00
02-May-2018		ACT/360	\$664,185.39	38	4.5000%	22-Apr-2014	35	\$2,905.81	10	\$0.01
02-May-2018		ACT/360	\$451,646.06	40	4.5000%	22-Apr-2014	32	\$1,806.58	10	\$0.01
02-May-2018		ACT/360	\$664,185.39	41	4.5000%	30-Apr-2014	30	\$2,490.70	2	\$0.00
Healogics Inc - First Lien Term B Loan										
05-Feb-2019	\$43,421.88									
Healogics Inc - Second Lien Term Loan										
05-Feb-2020	\$92,500.00									
Help Systems Holdings Inc - First Lien Initial Term Loan										
28-Jun-2019	\$131,670.00									
Hoffmaster Group Inc - First Lien Term Loan										
03-Jan-2018	\$10,690.85									
03-Jan-2018		ACT/360	\$261,654.32	3	6.5000%	24-Apr-2014	31	\$1,464.54	8	\$0.00
03-Jan-2018		ACT/360	\$1,263,347.90	30	6.5000%	23-Apr-2014	90	\$20,529.40	9	\$0.06
iEnergizer Limited - Term Loan										
01-May-2019	\$137,750.00									
Integra Telecom Holdings Inc - Term B Loan										
22-Feb-2019	\$28,183.31									
22-Feb-2019		ACT/360	\$2,180,000.00	5	5.2500%	30-Apr-2014	89	\$28,294.58	2	\$0.02
Jackson Hewitt Inc - Senior Secured Term Loan										
16-Oct-2017	\$7,004.61									
16-Oct-2017		ACT/360	\$8,936,405.55	4	10.0000%	30-Apr-2014	89	\$220,927.80	2	\$0.15
JHCI Acquisition Inc - First Lien Term Loan										
11-Jul-2019	\$103,485.29									
11-Jul-2019		ACT/360	\$8,605,227.25	5	7.0000%	15-Apr-2014	29	\$48,523.92	17	\$0.28
Mercury Payment Systems LLC - Term Loan										
01-Jul-2017	\$103.99									
01-Jul-2017		ACT/360	\$979,831.93	10	5.5000%	14-Apr-2014	91	\$13,622.39	18	\$0.08
Merrill Communications LLC - Term Loan										
08-Mar-2018	\$125,972.55									
08-Mar-2018		ACT/360	\$11,444,824.88	12	5.7500%	30-Apr-2014	30	\$54,839.79	2	\$0.04
NAB Holdings LLC - Term Loan										
24-Apr-2018	\$6,277.76									
24-Apr-2018		ACT/360	\$2,757,137.78	12	7.0000%	30-Apr-2014	89	\$47,713.80	2	\$0.03
National Vision Inc - Term Loan										
02-Aug-2018	\$49,400.00									
New Breed Inc - Term Loan										
01-Oct-2019	\$72,879.21									
01-Oct-2019		ACT/360	\$937,677.20	25	6.0000%	30-Apr-2014	30	\$4,688.39	2	\$0.00
Otter Products LLC - Term Loan										
29-Apr-2019	\$162,104.25									
Packaging Coordinators Inc - First Lien Term Loan B										
11-May-2020	\$69,199.71									
Presidio Inc - Retired - New Term Loan										
31-Mar-2017	\$29,810.15									
Presidio Inc - Term Loan										
31-Mar-2017	\$2,400.17									
Renfro Corporation - Tranche B Term Loan										
30-Jan-2019	\$36,590.91									

Maturity	Interest Collected	Calc. Method	PAR	Contract	Current Interest Rate	Payment Date	No. of Days in Period	Scheduled Distribution	No. of Days Reinvested	Reinvestment Interest
30-Jan-2019		ACT/360	\$94,545.46	3	5.7500%	30-Apr-2014	89	\$1,343.99	2	\$0.00
Roundys Supermarkets Inc - Retired - Tranche B Term Loan										
13-Feb-2019	\$57,430.00									
SafeNet Inc - First Lien Initial Term Loan										
03-May-2020		ACT/360	\$9,500,000.00	1	5.5000%	10-Apr-2014	29	\$42,090.28	22	\$0.31
Sedgwick Claims Management Services Inc - Second Lien Term B Loan										
12-Dec-2018	\$19,666.67									
Sedgwick Claims Management Services Inc - Term B Loan										
12-Jun-2018	\$13,860.90									
SESAC Holdco II LLC - First Lien Term Loan										
08-Feb-2019	\$64,124.55									
08-Feb-2019		ACT/360	\$8,216,000.00	18	5.0000%	11-Apr-2014	28	\$31,951.11	21	\$0.23
SESAC Holdco II LLC - Second Lien Term Loan										
08-Feb-2019	\$31,111.11									
08-Feb-2019		ACT/360	\$2,000,000.00	10	10.0000%	09-Apr-2014	26	\$14,444.44	23	\$0.11
SkillsSoft Corporation - New Term Loan										
26-May-2017	\$31,845.50									
26-May-2017		ACT/360	\$2,540,518.23	1	5.0000%	30-Apr-2014	30	\$10,585.49	2	\$0.01
SourceHOV LLC - First Lien Term B Loan										
30-Apr-2018	\$41,093.50									
30-Apr-2018		ACT/360	\$4,764,000.00	9	5.2500%	30-Apr-2014	30	\$20,842.50	2	\$0.01
SourceHOV LLC - Second Lien Term Loan										
30-Apr-2019	\$28,680.56									
30-Apr-2019		ACT/360	\$2,000,000.00	12	8.7500%	30-Apr-2014	30	\$14,583.33	2	\$0.01
Sportsman's Warehouse Inc - First Out Term Loan										
20-Aug-2019		ACT/360	\$9,552,000.00	3	7.2500%	02-May-2014	91	\$175,053.67	0	\$0.00
STG-Fairway Acquisitions Inc - First Lien Term Loan										
28-Feb-2019	\$54,583.47									
SumTotal Systems LLC - Second Lien Term Loan										
16-May-2019	\$301,093.75									
16-May-2019		ACT/365	\$11,208,528.30	7	7.2500%	31-Mar-2014	13	\$28,942.57	30	\$0.29
16-May-2019		ACT/360	\$41,471.70	7	6.2500%	22-Apr-2014	35	\$252.00	10	\$0.00
Technimark LLC - Initial Term Loan										
17-Apr-2019	\$123,222.00									
TeleGuam Holdings LLC - Second Lien Term Loan										
10-Dec-2018	\$116,210.94									
10-Dec-2018		ACT/360	\$5,312,500.00	2	8.7500%	30-Apr-2014	30	\$38,736.98	2	\$0.03
Topps Company (The) - Term Loan										
02-Oct-2018	\$121,437.50									
Travel Leaders Group LLC - Tranche B Term Loan										
05-Dec-2018	\$168,000.00									
TravelCLICK Inc - First Lien Term B Loan										
16-Mar-2016	\$68,452.16									
16-Mar-2016		ACT/360	\$9,481,696.12	8	5.7500%	30-Apr-2014	30	\$45,433.13	2	\$0.03
UniTek Global Services Inc - New Incremental Term Loan										
16-Apr-2018	\$72,671.55									
16-Apr-2018		ACT/360	\$2,948,630.87	13	15.0000%	30-Apr-2014	30	\$36,857.89	2	\$0.02
UniTek Global Services Inc - New Incremental Term Loan PIK										
16-Apr-2018	\$6,235.24									
Vision Solutions Inc - First Lien Term Loan										
25-Jul-2016	\$36,584.04									
25-Jul-2016		ACT/360	\$3,657,835.13	8	6.0000%	30-Apr-2014	30	\$18,289.18	2	\$0.01

Maturity	Interest Collected	Calc. Method	PAR	Contract	Current Interest Rate	Payment Date	No. of Days in Period	Scheduled Distribution	No. of Days Reinvested	Reinvestment Interest
Vision Solutions Inc - Second Lien Term Loan										
24-Jul-2017	\$87,188.89									
24-Jul-2017		ACT/360	\$5,600,000.00	37	9.5000%	30-Apr-2014	30	\$44,333.33	2	\$0.03
Volume Holdings Inc - Term Loan										
31-Jan-2020	\$12,250.00									
Wall Street Systems Delaware Inc - First Lien Term Loan										
25-Oct-2019	\$56,925.00									
25-Oct-2019		ACT/360	\$3,950,000.00	2	5.7500%	30-Apr-2014	30	\$18,927.08	2	\$0.01
Waupaca Foundry Inc - Tranche A-1 Loan										
29-Jun-2017	\$97,577.46									
29-Jun-2017		ACT/360	\$2,117,987.05	19	4.0000%	17-Apr-2014	45	\$10,589.94	15	\$0.05
Grand Total	\$3,549,469.12							\$1,464,042.22		\$3.62

Concentration Limitation: (i) Senior Secured Loans, Second Lien Loans, Cash and Eligible Investments

Report Summary

Collateral Principal Amount for Conc. Limits	Report Total	% of CPAD	Requirement	PASS
\$319,645,814.17	\$319,645,814.17	100.0%	>= 90.0%	

Description	Security ID	Asset Type	Security Level	Principal Balance
ABB Con-Cise Optical Group LLC - Term B-1 Loan	ABBCONCSE_TB1	Loan	Senior Secured	\$6,600,000.00
Arsloane Acquisition LLC - First Lien Tranche B Term Loan	ARSLOANE_TRB	Loan	Senior Secured	\$9,552,000.00
Ascensus Inc - First Lien Initial Term Loan	ASCENSUS_FL	Loan	Senior Secured	\$4,488,750.00
ASP HHI Acquisition Co Inc - Additional Term Loan	ASPHHIACQ_RTL	Loan	Senior Secured	\$4,012,881.40
Attachmate Corporation - First Lien Term Loan	ATTCHMTE_FL	Loan	Senior Secured	\$5,089,179.91
Attachmate Corporation - Second Lien Term Loan	ATTCHMTECRP_SL	Loan	Second Lien	\$7,000,000.00
Compucom Systems Inc - Term Loan	COMPUCOMSY_TL	Loan	Senior Secured	\$6,947,500.00
CRCI Holdings Inc - Delayed Draw Term Loan	CRCHOLDG_DDTL	Loan	Senior Secured	\$1,687,500.00
CRCI Holdings Inc - Dollar Term Loan	CRCIHLDG_USTL	Loan	Senior Secured	\$5,783,437.50
Deltek Inc - First Lien Term Loan	DELTEKINC_FL	Loan	Senior Secured	\$4,591,875.00
Edmentum Inc - First Lien Term Loan	EDMENTUM_FLTL	Loan	Senior Secured	\$1,909,888.91
Eligible Principal Investments	Eligible Principal Investments	Eligible Principal Investments	Senior Secured	\$18,015,743.84
First American Payment Systems - First Lien Term Loan	1STAMRPYMT_FL	Loan	Senior Secured	\$3,440,000.00
First American Payment Systems - Second Lien Term Loan	1STAMRPYMT_SL	Loan	Second Lien	\$5,600,000.00
First Data Corp - 2018B New Term Loan	1STDAT_18BNTL	Loan	Senior Secured	\$480,952.38
First Data Corp - 2021 Extended USD Term Loan	FDATC_2021EXTL	Loan	Senior Secured	\$9,050,721.38
Generic Drug Holdings Inc - Term B-1 Loan	GNRCDRGH_TB1L	Loan	Senior Secured	\$3,473,750.00
GlobalLogic Holdings Inc - Term Loan	GLOBALLOGC_TL	Loan	Senior Secured	\$7,680,750.00
Grede II LLC - Term Loan	GREDEILLC_TL	Loan	Senior Secured	\$1,979,272.45
Healogics Inc - First Lien Term B Loan	HEALOGICS_FL	Loan	Senior Secured	\$3,300,000.00
Healogics Inc - Second Lien Term Loan	HEALOGICIN_SL	Loan	Second Lien	\$4,000,000.00
Help Systems Holdings Inc - First Lien Initial Term Loan	HELPSYS_TL	Loan	Senior Secured	\$9,552,000.00
Hoffmaster Group Inc - First Lien Term Loan	HOFFMSTRGP_TL	Loan	Senior Secured	\$1,909,788.00
iEnergizer Limited - Term Loan	IENERGZRLD_TL	Loan	Senior Secured	\$7,400,000.00
Integra Telecom Holdings Inc - Term B Loan	INTGTLCMH_TBL	Loan	Senior Secured	\$4,316,400.00
Jackson Hewitt Inc - Senior Secured Term Loan	JCKSNHWT_SSTL	Loan	Senior Secured	\$8,936,405.55
JHCI Acquisition Inc - First Lien Term Loan	JACOBSON_1TL	Loan	Senior Secured	\$8,605,227.34
Mercury Payment Systems LLC - Term Loan	MRCRYPYMT_TL	Loan	Senior Secured	\$984,873.95
Merrill Communications LLC - Term Loan	MERILCOM_TL	Loan	Senior Secured	\$11,444,824.88
NAB Holdings LLC - Term Loan	NABHOLDNG_TL	Loan	Senior Secured	\$3,078,166.66
New Breed Inc - Term Loan	NEWBREDINC_TL	Loan	Senior Secured	\$5,863,003.13
NexTag Inc - Term Loan	NEXTAGINC_TL	Loan	Senior Secured	\$1,457,791.08
Otter Products LLC - Term Loan	OTTERPRDCT_TL	Loan	Senior Secured	\$7,909,282.05
Packaging Coordinators Inc - First Lien Term Loan B	PCKNGCOORD_FL	Loan	Senior Secured	\$4,962,500.00
Presidio Inc - Term Loan	PRESIDIOIN_TL	Loan	Senior Secured	\$3,456,250.00
Renfro Corporation - Tranche B Term Loan	RENFRO_TLB	Loan	Senior Secured	\$2,640,000.00
SafeNet Inc - First Lien Initial Term Loan	SAFENET_FL	Loan	Senior Secured	\$9,500,000.00
SESAC Holdco II LLC - First Lien Term Loan	SESACHLDCCO_FL	Loan	Senior Secured	\$8,216,000.00
SESAC Holdco II LLC - Second Lien Term Loan	SESACHLDII_SL	Loan	Second Lien	\$2,000,000.00
SkillSoft Corporation - New Term Loan	SKILLSFT_NTL	Loan	Senior Secured	\$2,540,518.23
SourceHOV LLC - First Lien Term B Loan	SOURCEHOV_FL	Loan	Senior Secured	\$4,764,000.00
SourceHOV LLC - Second Lien Term Loan	SRCEHOV_SL	Loan	Second Lien	\$2,000,000.00

Description	Security ID	Asset Type	Security Level	Principal Balance
Sportsman's Warehouse Inc - First Out Term Loan	SPRTSMNW_FOTL	Loan	Senior Secured	\$9,552,000.00
STG-Fairway Acquisitions Inc - First Lien Term Loan	FRSTADVCRP_FL	Loan	Senior Secured	\$3,440,261.95
SumTotal Systems LLC - Second Lien Term Loan	SUMTOTLSYS_SL	Loan	Second Lien	\$11,250,000.00
Technimark LLC - Initial Term Loan	TECHNIMRK_ITL	Loan	Senior Secured	\$8,961,600.00
TeleGuam Holdings LLC - Second Lien Term Loan	TELEGUAMHD_SL	Loan	Second Lien	\$5,312,500.00
Topps Company (The) - Term Loan	TOPSCOMPNY_TL	Loan	Senior Secured	\$6,683,250.00
Travel Leaders Group LLC - Tranche B Term Loan	TRVLLEADR_TL	Loan	Senior Secured	\$9,480,000.00
TravelCLICK Inc - First Lien Term B Loan	TRVLCLCK_FLTB	Loan	Senior Secured	\$9,481,696.12
UniTek Global Services Inc - New Incremental Term Loan	UNITKGLB_NITL	Loan	Senior Secured	\$2,948,630.87
Vision Solutions Inc - First Lien Term Loan	VISNSOLUT_TLB	Loan	Senior Secured	\$3,657,835.13
Vision Solutions Inc - Second Lien Term Loan	VISNSOLT_SLTL	Loan	Second Lien	\$5,600,000.00
Volume Holdings Inc - Term Loan	VOLMEHLDIN_TL	Loan	Senior Secured	\$4,000,000.00
Wall Street Systems Delaware Inc - First Lien Term Loan	WALSTSYSDE_FL	Loan	Senior Secured	\$3,950,000.00
Waupaca Foundry Inc - Tranche A-1 Loan	WAUPACFND_TA1	Loan	Senior Secured	\$9,106,806.42

Grand Total **\$319,645,814.17**

Concentration Limitation: (ii) Second Lien Loans

Report Summary

Collateral Principal Amount for Conc. Limits	Report Total	% of CPAD	Requirement	PASS
\$319,645,814.17	\$42,762,500.00	13.4%	<= 15.0%	

Security	Security ID	Asset Type	Security Level	Principal Balance
Attachmate Corporation - Second Lien Term Loan	ATCHMTECRP_SL	Loan	Second Lien	\$7,000,000.00
First American Payment Systems - Second Lien Term Loan	1STAMRPYMT_SL	Loan	Second Lien	\$5,600,000.00
Healogics Inc - Second Lien Term Loan	HEALOGICIN_SL	Loan	Second Lien	\$4,000,000.00
SESAC Holdco II LLC - Second Lien Term Loan	SESACHLDII_SL	Loan	Second Lien	\$2,000,000.00
SourceHOV LLC - Second Lien Term Loan	SRCEHOV_SL	Loan	Second Lien	\$2,000,000.00
SumTotal Systems LLC - Second Lien Term Loan	SUMTOTLSYS_SL	Loan	Second Lien	\$11,250,000.00
TeleGuam Holdings LLC - Second Lien Term Loan	TELEGUAMHD_SL	Loan	Second Lien	\$5,312,500.00
Vision Solutions Inc - Second Lien Term Loan	VISNSOLT_SLTL	Loan	Second Lien	\$5,600,000.00
Grand Total				\$42,762,500.00

Concentration Limitation: (iii) Bonds

Report Summary

Collateral Principal Amount for Conc. Limits	Report Total	% of CPAD	Requirement	
\$319,645,814.17	\$0.00	0.0%	<= 10.0%	PASS

No records matched the report criteria or there is no data available.

Concentration Limitation: (iv) Seventh highest Obligor

Report Summary	Collateral Principal Amount for Conc. Limits	Report Total	% of CPAD	Requirement	
	\$319,645,814.17	\$9,552,000.00	3.0%	<= 3.0%	PASS

Affiliated Issuer	Principal Balance
Arsloane Acquisition LLC	\$9,552,000.00
Grand Total	\$9,552,000.00

Concentration Limitation: (iv) Fourth highest Obligor

Report Summary	Collateral Principal Amount for Conc. Limits	Report Total	% of CPAD	Requirement	
	\$319,645,814.17	\$10,216,000.00	3.2%	<= 3.5%	PASS

Affiliated Issuer	Principal Balance
SESAC Holdco II LLC	\$10,216,000.00
Grand Total	\$10,216,000.00

Concentration Limitation: (iv) Highest Obligor

Report Summary	Collateral Principal Amount for Conc. Limits	Report Total	% of CPAD	Requirement	
	\$319,645,814.17	\$12,089,179.91	3.8%	<= 4.0%	PASS

Affiliated Issuer	Principal Balance
Attachmate Corporation	\$12,089,179.91
Grand Total	\$12,089,179.91

Concentration Limitation: (iv) Top Ten Obligor and Obligor Ratings at purchase

Top 10 Obligors	\$102,169,374.68
Collateral Principal Amount	\$319,645,814.17
Percent of Collateral Principal Amount:	31.9633%
Highest Obligor with Moody's DP Rating < B3 and S&P Rating < B- at purchase	\$2,948,630.87
Percent of Collateral Principal Amount:	0.9225%
Max threshold if Top Obligor > 33%	N/A
Result:	N/A

Security	Security ID	Principal Balance	Moody's DP Rating at Purchase	S&P Rating at Purchase	% Of CPA
ABB Con-Cise Optical Group LLC					
ABB Con-Cise Optical Group LLC - Term B-1 Loan	ABBCONCSE_TB1	\$6,600,000.00	B2	B	2.0648%
ABB Con-Cise Optical Group LLC Subtotal		\$6,600,000.00			2.0648%
Arsloane Acquisition LLC					
Arsloane Acquisition LLC - First Lien Tranche B Term Loan	ARSLOANE_TRB	\$9,552,000.00	B2	B+	2.9883%
Arsloane Acquisition LLC Subtotal		\$9,552,000.00			2.9883%
Ascensus Inc					
Ascensus Inc - First Lien Initial Term Loan	ASCENSUS_FL	\$4,488,750.00	B2	B	1.4043%
Ascensus Inc Subtotal		\$4,488,750.00			1.4043%
ASP HHI Acquisition Co Inc					
ASP HHI Acquisition Co Inc - Additional Term Loan	ASPHHIACQ_RTL	\$4,012,881.40	B1	B+	1.2554%
ASP HHI Acquisition Co Inc Subtotal		\$4,012,881.40			1.2554%
Attachmate Corporation					
Attachmate Corporation - First Lien Term Loan	ATTCHMTE_FL	\$5,089,179.91	B2	B	1.5921%
Attachmate Corporation - Second Lien Term Loan	ATCHMTECRP_SL	\$7,000,000.00	B2	BB-	2.1899%
Attachmate Corporation Subtotal		\$12,089,179.91			3.7821%
Compucom Systems Inc					
Compucom Systems Inc - Term Loan	COMPUCOMSY_TL	\$6,947,500.00	B2	B	2.1735%
Compucom Systems Inc Subtotal		\$6,947,500.00			2.1735%
CRCI Holdings Inc					
CRCI Holdings Inc - Delayed Draw Term Loan	CRCHOLDG_DDTL	\$1,687,500.00	B3	***	0.5279%
CRCI Holdings Inc - Dollar Term Loan	CRCIHLDG_USTL	\$5,783,437.50	B3	***	1.8093%
CRCI Holdings Inc Subtotal		\$7,470,937.50			2.3373%
Deltek Inc					
Deltek Inc - First Lien Term Loan	DELTEKINC_FL	\$4,591,875.00	B3	B	1.4366%
Deltek Inc Subtotal		\$4,591,875.00			1.4366%

Security	Security ID	Principal Balance	Moody's DP Rating at Purchase	S&P Rating at Purchase	% Of CPA
Edmentum Inc					
Edmentum Inc - First Lien Term Loan	EDMENTUM_FLTL	\$1,909,888.91	B2	B	0.5975%
Edmentum Inc Subtotal		\$1,909,888.91			0.5975%
First American Payment Systems					
First American Payment Systems - First Lien Term Loan	1STAMRPYMT_FL	\$3,440,000.00	B2	B	1.0762%
First American Payment Systems - Second Lien Term Loan	1STAMRPYMT_SL	\$5,600,000.00	Caa1	B	1.7519%
First American Payment Systems Subtotal		\$9,040,000.00			2.8281%
First Data Corp					
First Data Corp - 2018B New Term Loan	1STDAT_18BNTL	\$480,952.38	B3	B	0.1505%
First Data Corp - 2021 Extended USD Term Loan	FDATC_2021EXTL	\$9,050,721.38	B3	B	2.8315%
First Data Corp Subtotal		\$9,531,673.76			2.9819%
Generic Drug Holdings Inc					
Generic Drug Holdings Inc - Term B-1 Loan	GNRCDRGH_TB1L	\$3,473,750.00	B2	B	1.0867%
Generic Drug Holdings Inc Subtotal		\$3,473,750.00			1.0867%
GlobalLogic Holdings Inc					
GlobalLogic Holdings Inc - Term Loan	GLOBALLOGC_TL	\$7,680,750.00	B3	B	2.4029%
GlobalLogic Holdings Inc Subtotal		\$7,680,750.00			2.4029%
Grede II LLC					
Grede II LLC - Term Loan	GREDEILLC_TL	\$1,979,272.45	B1	B+	0.6192%
Grede II LLC Subtotal		\$1,979,272.45			0.6192%
Healogics Inc					
Healogics Inc - First Lien Term B Loan	HEALOGICS_FL	\$3,300,000.00	B2	B	1.0324%
Healogics Inc - Second Lien Term Loan	HEALOGICIN_SL	\$4,000,000.00	Caa1	B	1.2514%
Healogics Inc Subtotal		\$7,300,000.00			2.2838%
Help Systems Holdings Inc					
Help Systems Holdings Inc - First Lien Initial Term Loan	HELPSYS_TL	\$9,552,000.00	***	B	2.9883%
Help Systems Holdings Inc Subtotal		\$9,552,000.00			2.9883%
Hoffmaster Group Inc					
Hoffmaster Group Inc - First Lien Term Loan	HOFFMSTRGP_TL	\$1,909,788.00	B3	B	0.5975%
Hoffmaster Group Inc Subtotal		\$1,909,788.00			0.5975%
iEnergizer Limited					
iEnergizer Limited - Term Loan	IENERGZRLD_TL	\$7,400,000.00	B2	B	2.3151%
iEnergizer Limited Subtotal		\$7,400,000.00			2.3151%
Integra Telecom Holdings Inc					
Integra Telecom Holdings Inc - Term B Loan	INTGTLCMH_TBL	\$4,316,400.00	B3	B+	1.3504%
Integra Telecom Holdings Inc Subtotal		\$4,316,400.00			1.3504%
Jackson Hewitt Inc					
Jackson Hewitt Inc - Senior Secured Term Loan	JCKSNHWT_SSTL	\$8,936,405.55	***	***	2.7957%

		Jackson Hewitt Inc Subtotal	\$8,936,405.55			2.7957%
JHCI Acquisition Inc						
JHCI Acquisition Inc - First Lien Term Loan	JACOBSON_1TL	\$8,605,227.34	B3	B-	2.6921%	
		JHCI Acquisition Inc Subtotal	\$8,605,227.34			2.6921%
Mercury Payment Systems LLC						
Mercury Payment Systems LLC - Term Loan	MRCRYPYMT_TL	\$984,873.95	B1	B+	0.3081%	
		Mercury Payment Systems LLC Subtotal	\$984,873.95			0.3081%
Merrill Communications LLC						
Merrill Communications LLC - Term Loan	MERILCOM_TL	\$11,444,824.88	B3	B	3.5805%	
		Merrill Communications LLC Subtotal	\$11,444,824.88			3.5805%
NAB Holdings LLC						
NAB Holdings LLC - Term Loan	NABHOLDNG_TL	\$3,078,166.66	B1	BB-	0.9630%	
		NAB Holdings LLC Subtotal	\$3,078,166.66			0.9630%
New Breed Inc						
New Breed Inc - Term Loan	NEWBREDINC_TL	\$5,863,003.13	B2	B	1.8342%	
		New Breed Inc Subtotal	\$5,863,003.13			1.8342%
NexTag Inc						
NexTag Inc - Term Loan	NEXTAGINC_TL	\$1,457,791.08	Caa2	CCC	0.4561%	
		NexTag Inc Subtotal	\$1,457,791.08			0.4561%
Otter Products LLC						
Otter Products LLC - Term Loan	OTTERPRDCT_TL	\$7,909,282.05	B1	B+	2.4744%	
		Otter Products LLC Subtotal	\$7,909,282.05			2.4744%
Packaging Coordinators Inc						
Packaging Coordinators Inc - First Lien Term Loan B	PCKNGCOORD_FL	\$4,962,500.00	Caa1	***	1.5525%	
		Packaging Coordinators Inc Subtotal	\$4,962,500.00			1.5525%
Presidio Inc						
Presidio Inc - Term Loan	PRESIDIOIN_TL	\$3,456,250.00	B1	B+	1.0813%	
		Presidio Inc Subtotal	\$3,456,250.00			1.0813%
Renfro Corporation						
Renfro Corporation - Tranche B Term Loan	RENFRO_TLB	\$2,640,000.00	B2	B	0.8259%	
		Renfro Corporation Subtotal	\$2,640,000.00			0.8259%
SafeNet Inc						
SafeNet Inc - First Lien Initial Term Loan	SAFENET_FL	\$9,500,000.00	B2	B	2.9720%	
		SafeNet Inc Subtotal	\$9,500,000.00			2.9720%
SESAC Holdco II LLC						
SESAC Holdco II LLC - First Lien Term Loan	SESACHLDKO_FL	\$8,216,000.00	B2	B	2.5703%	
SESAC Holdco II LLC - Second Lien Term Loan	SESACHLDII_SL	\$2,000,000.00	Caa1	B	0.6257%	
		SESAC Holdco II LLC Subtotal	\$10,216,000.00			3.1960%
SkillsSoft Corporation						
SkillsSoft Corporation - New Term Loan	SKILLSFT_NTL	\$2,540,518.23	B2	B	0.7948%	

	SkillSoft Corporation Subtotal	\$2,540,518.23			0.7948%
SourceHOV LLC					
SourceHOV LLC - First Lien Term B Loan	SOURCEHOV_FL	\$4,764,000.00	B2	B	1.4904%
SourceHOV LLC - Second Lien Term Loan	SRCEHOV_SL	\$2,000,000.00	Caa1	B	0.6257%
	SourceHOV LLC Subtotal	\$6,764,000.00			2.1161%
Sportsman's Warehouse Inc					
Sportsman's Warehouse Inc - First Out Term Loan	SPRTSMNW_FOTL	\$9,552,000.00	B2	B	2.9883%
	Sportsman's Warehouse Inc Subtotal	\$9,552,000.00			2.9883%
STG-Fairway Acquisitions Inc					
STG-Fairway Acquisitions Inc - First Lien Term Loan	FRSTADVCRP_FL	\$3,440,261.95	***	B	1.0763%
	STG-Fairway Acquisitions Inc Subtotal	\$3,440,261.95			1.0763%
SumTotal Systems LLC					
SumTotal Systems LLC - Second Lien Term Loan	SUMTOTLSYS_SL	\$11,250,000.00	Caa2	B	3.5195%
	SumTotal Systems LLC Subtotal	\$11,250,000.00			3.5195%
Technimark LLC					
Technimark LLC - Initial Term Loan	TECHNIMRK_ITL	\$8,961,600.00	***	***	2.8036%
	Technimark LLC Subtotal	\$8,961,600.00			2.8036%
TeleGuam Holdings LLC					
TeleGuam Holdings LLC - Second Lien Term Loan	TELEGUAMHD_SL	\$5,312,500.00	***	***	1.6620%
	TeleGuam Holdings LLC Subtotal	\$5,312,500.00			1.6620%
Topps Company (The)					
Topps Company (The) - Term Loan	TOPSCOMPNY_TL	\$6,683,250.00	B2	B	2.0908%
	Topps Company (The) Subtotal	\$6,683,250.00			2.0908%
Travel Leaders Group LLC					
Travel Leaders Group LLC - Tranche B Term Loan	TRVLLEADR_TL	\$9,480,000.00	B2	B+	2.9658%
	Travel Leaders Group LLC Subtotal	\$9,480,000.00			2.9658%
TravelCLICK Inc					
TravelCLICK Inc - First Lien Term B Loan	TRVLCLCK_FLTB	\$9,481,696.12	B2	B	2.9663%
	TravelCLICK Inc Subtotal	\$9,481,696.12			2.9663%
UniTek Global Services Inc					
UniTek Global Services Inc - New Incremental Term Loan	UNITKGLB_NITL	\$2,948,630.87	Caa2	CCC-	0.9225%
	UniTek Global Services Inc Subtotal	\$2,948,630.87			0.9225%
Vision Solutions Inc					
Vision Solutions Inc - First Lien Term Loan	VISNSOLUT_TLB	\$3,657,835.13	B2	B+	1.1443%
Vision Solutions Inc - Second Lien Term Loan	VISNSOLT_SLTL	\$5,600,000.00	B2	B+	1.7519%
	Vision Solutions Inc Subtotal	\$9,257,835.13			2.8963%
Volume Holdings Inc					
Volume Holdings Inc - Term Loan	VOLMEHLDIN_TL	\$4,000,000.00	Caa1	B	1.2514%
	Volume Holdings Inc Subtotal	\$4,000,000.00			1.2514%
Wall Street Systems Delaware Inc					
Wall Street Systems Delaware Inc - First Lien Term Loan	WALSTSYSDE_FL	\$3,950,000.00	B3	B	1.2357%

	Wall Street Systems Delaware Inc Subtotal	\$3,950,000.00			1.2357%
Waupaca Foundry Inc					
Waupaca Foundry Inc - Tranche A-1 Loan	WAUPACFND_TA1	<u>\$9,106,806.42</u>	B1	B+	<u>2.8490%</u>
	Waupaca Foundry Inc Subtotal	\$9,106,806.42			2.8490%
	Grand Total	\$301,630,070.33			94.3638%

Concentration Limitation: (v) Highest Obligor having Moody's Rating based on credit estimates and/or private ratings, per clause (a)

Report Summary

Collateral Principal Amount for Conc. Limits	Report Total	% of CPAD	Requirement	PASS
\$319,645,814.17	\$9,552,000.00	3.0%	<= 3.0%	

Affiliated Issuer

Help Systems Holdings Inc

Principal Balance

\$9,552,000.00

Grand Total \$9,552,000.00

Concentration Limitation: (vi) Moody's Default Probability Rating of "Caa1" or below (other than a Defaulted Obligation)

Report Summary

Collateral Principal Amount for Conc. Limits	Report Total	% of CPAD	Requirement	
\$319,645,814.17	\$49,775,298.37	15.6%	<= 20.0%	PASS

Security	Security ID	Asset Type	Moody's DP Rating	Principal Balance
First American Payment Systems - Second Lien Term Loan	1STAMPYMT_SL	Loan	Caa1	\$5,600,000.00
Healogics Inc - Second Lien Term Loan	HEALOGICIN_SL	Loan	Caa1	\$4,000,000.00
Jackson Hewitt Inc - Senior Secured Term Loan	JCKSNHWT_SSTL	Loan	***	\$8,936,405.55
SESAC Holdco II LLC - Second Lien Term Loan	SESACHLDII_SL	Loan	Caa1	\$2,000,000.00
SourceHOV LLC - Second Lien Term Loan	SRCEHOV_SL	Loan	Caa1	\$2,000,000.00
STG-Fairway Acquisitions Inc - First Lien Term Loan	FRSTADVCRP_FL	Loan	***	\$3,440,261.95
SumTotal Systems LLC - Second Lien Term Loan	SUMTOTLSYS_SL	Loan	Caa1	\$11,250,000.00
UniTek Global Services Inc - New Incremental Term Loan	UNITKGLB_NITL	Loan	Caa2	\$2,948,630.87
Vision Solutions Inc - Second Lien Term Loan	VISNSOLT_SLTL	Loan	Caa1	\$5,600,000.00
Volume Holdings Inc - Term Loan	VOLMEHLDIN_TL	Loan	Caa1	\$4,000,000.00
Grand Total				\$49,775,298.37

Concentration Limitation: (vii) S&P Rating of "CCC+" or below (other than a Defaulted Obligation)

Report Summary

Collateral Principal Amount for Conc. Limits	Report Total	% of CPAD	Requirement	
\$319,645,814.17	\$2,948,630.87	0.9%	<= 12.5%	PASS

Security	Security ID	Asset Type	S&P Rating	Principal Balance
UniTek Global Services Inc - New Incremental Term Loan	UNITKGLB_NITL	Loan	CCC-	\$2,948,630.87
Grand Total				\$2,948,630.87

Concentration Limitation: (viii) Fixed Rate Obligations

Report Summary

Collateral Principal Amount for Conc. Limits	Report Total	% of CPAD	Requirement	
\$319,645,814.17	\$0.00	0.0%	<= 5.0%	PASS

No records matched the report criteria or there is no data available.

Concentration Limitation: (ix) Unsecured Loans or Subordinate Loans

Report Summary

Collateral Principal Amount for Conc. Limits	Report Total	% of CPAD	Requirement	
\$319,645,814.17	\$0.00	0.0%	<= 5.0%	PASS

No records matched the report criteria or there is no data available.

Concentration Limitation: (x) Collateral Obligations that have a portion that may be convertible into or exchangeable for an Equity Security

Report Summary

Collateral Principal Amount for Conc. Limits	Report Total	% of CPAD	Requirement	
\$319,645,814.17	\$0.00	0.0%	<= 10.0%	PASS

No records matched the report criteria or there is no data available.

Concentration Limitation: (xi) DIP Collateral Obligations

Report Summary

Collateral Principal Amount for Conc. Limits	Report Total	% of CPAD	Requirement	
\$319,645,814.17	\$0.00	0.0%	<= 5.0%	PASS

No records matched the report criteria or there is no data available.

Concentration Limitation: (xii) Delayed Drawdown Collateral Obligations or Revolving Collateral Obligations

Report Summary

Collateral Principal Amount for Conc. Limits	Report Total	% of CPAD	Requirement	
\$319,645,814.17	\$1,687,500.00	0.5%	<= 10.0%	PASS

Security	Security ID	Asset Type	Par Amount	Outstanding	PrincipalBalance
Delayed Draw Security					
CRCI Holdings Inc - Delayed Draw Term Loan	CRCHOLDG_DDTL	Loan	\$1,687,500.00	\$0.00	\$1,687,500.00
				Delayed Draw Security Subtotal	\$1,687,500.00
				Grand Total	\$1,687,500.00

Concentration Limitation: (xii) Revolving Collateral Obligations

Report Summary

Collateral Principal Amount for Conc. Limits	Report Total	% of CPAD	Requirement	
\$319,645,814.17	\$0.00	0.0%	<= 3.0%	PASS

No records matched the report criteria or there is no data available.

Concentration Limitation: (xiii) Participation Interests

Report Summary

Collateral Principal Amount for Conc. Limits	Report Total	% of CPAD	Requirement	
\$319,645,814.17	\$0.00	0.0%	<= 20.0%	PASS

No records matched the report criteria or there is no data available.

Concentration Limitation: (xiv) Third Party Credit Exposure

Report Summary

Collateral Principal Amount for Conc. Limits	Report Total	% of CPAD	Requirement	
\$319,645,814.17	\$0.00	0.0%	<= 20.0%	PASS

No records matched the report criteria or there is no data available.

Concentration Limitation: (xiv) Third Party Credit Exposure - Aggregate Limit (S&P: A)

Report Summary	Collateral Principal Amount for Conc. Limits	Report Total	% of CPAD	Requirement	
	\$319,645,814.17	\$0.00	0.0%	<= 5.0%	PASS

No records matched the report criteria or there is no data available.

Concentration Limitation: (xiv) Third Party Credit Exposure - Aggregate Limit (S&P: A+)

Report Summary	Collateral Principal Amount for Conc. Limits	Report Total	% of CPAD	Requirement	
	\$319,645,814.17	\$0.00	0.0%	<= 5.0%	PASS

No records matched the report criteria or there is no data available.

Concentration Limitation: (xiv) Third Party Credit Exposure - Aggregate Limit (S&P: AA)

Report Summary

Collateral Principal Amount for Conc. Limits	Report Total	% of CPAD	Requirement	
\$319,645,814.17	\$0.00	0.0%	<= 10.0%	PASS

No records matched the report criteria or there is no data available.

Concentration Limitation: (xiv) Third Party Credit Exposure - Aggregate Limit (S&P: AA-)

Report Summary	Collateral Principal Amount for Conc. Limits	Report Total	% of CPAD	Requirement	
	\$319,645,814.17	\$0.00	0.0%	<= 10.0%	PASS

No records matched the report criteria or there is no data available.

Concentration Limitation: (xiv) Third Party Credit Exposure - Aggregate Limit (S&P: AA+)

Report Summary	Collateral Principal Amount for Conc. Limits	Report Total	% of CPAD	Requirement	
	\$319,645,814.17	\$0.00	0.0%	<= 10.0%	PASS

No records matched the report criteria or there is no data available.

Concentration Limitation: (xiv) Third Party Credit Exposure - Aggregate Limit (S&P: AAA)

Report Summary	Collateral Principal Amount for Conc. Limits	Report Total	% of CPAD	Requirement	
	\$319,645,814.17	\$0.00	0.0%	<= 20.0%	PASS

No records matched the report criteria or there is no data available.

Concentration Limitation: (xiv) Third Party Credit Exposure - Individual Limit (S&P: A)

Report Summary

Collateral Principal Amount for Conc. Limits	Report Total	% of CPAD	Requirement	
\$319,645,814.17	\$0.00	0.0%	<= 5.0%	PASS

No records matched the report criteria or there is no data available.

Concentration Limitation: (xiv) Third Party Credit Exposure - Individual Limit (S&P: A+)

Report Summary

Collateral Principal Amount for Conc. Limits	Report Total	% of CPAD	Requirement	
\$319,645,814.17	\$0.00	0.0%	<= 5.0%	PASS

No records matched the report criteria or there is no data available.

Concentration Limitation: (xiv) Third Party Credit Exposure - Individual Limit (S&P: AA)

Report Summary

Collateral Principal Amount for Conc. Limits	Report Total	% of CPAD	Requirement	
\$319,645,814.17	\$0.00	0.0%	<= 10.0%	PASS

No records matched the report criteria or there is no data available.

Concentration Limitation: (xiv) Third Party Credit Exposure - Individual Limit (S&P: AA-)

Report Summary

Collateral Principal Amount for Conc. Limits	Report Total	% of CPAD	Requirement	
\$319,645,814.17	\$0.00	0.0%	<= 10.0%	PASS

No records matched the report criteria or there is no data available.

Concentration Limitation: (xiv) Third Party Credit Exposure - Individual Limit (S&P: AA+)

Report Summary	Collateral Principal Amount for Conc. Limits	Report Total	% of CPAD	Requirement	
	\$319,645,814.17	\$0.00	0.0%	<= 10.0%	PASS

No records matched the report criteria or there is no data available.

Concentration Limitation: (xiv) Third Party Credit Exposure - Individual Limit (S&P: AAA)

Report Summary	Collateral Principal Amount for Conc. Limits	Report Total	% of CPAD	Requirement	
	\$319,645,814.17	\$0.00	0.0%	<= 20.0%	PASS

No records matched the report criteria or there is no data available.

Concentration Limitation: (xv) S&P Rating Derived from a Moody's Rating per Clause (iii)(a)

Report Summary

Collateral Principal Amount for Conc. Limits	Report Total	% of CPAD	Requirement	
\$319,645,814.17	\$0.00	0.0%	<= 10.0%	PASS

No records matched the report criteria or there is no data available.

Concentration Limitation: (xvi) S&P Rating based on credit estimates per Clause (iii)(b)

Report Summary

Collateral Principal Amount for Conc. Limits	Report Total	% of CPAD	Requirement	PASS
\$319,645,814.17	\$25,395,037.50	7.9%	<= 20.0%	

Description	Security ID	Asset Type	S&P Rating	Rating Type	Principal Balance
CRCI Holdings Inc - Delayed Draw Term Loan	CRCHOLDG_DDTL	Loan	***	Per Clause (iii)(b)	\$1,687,500.00
CRCI Holdings Inc - Dollar Term Loan	CRCIHLDG_USTL	Loan	***	Per Clause (iii)(b)	\$5,783,437.50
Packaging Coordinators Inc - First Lien Term Loan B	PCKNGCOORD_FL	Loan	***	Per Clause (iii)(b)	\$4,962,500.00
Technimark LLC - Initial Term Loan	TECHNIMRK_ITL	Loan	***	Per Clause (iii)(b)	\$8,961,600.00
Volume Holdings Inc - Term Loan	VOLMEHLDIN_TL	Loan	B	Per Clause (iii)(b)	\$4,000,000.00
Grand Total					\$25,395,037.50

Concentration Limitation: (xvii) Moody's Rating Per Clauses (e)(i)(A) or (e)(i)(B)

Report Summary

Collateral Principal Amount for Conc. Limits	Report Total	% of CPAD	Requirement	
\$319,645,814.17	\$0.00	0.0%	<= 10.0%	PASS

No records matched the report criteria or there is no data available.

Concentration Limitation: (xviii) Domiciled outside the United States

Report Summary	Collateral Principal Amount for Conc. Limits	Report Total	% of CPAD	Requirement	
	\$319,645,814.17	\$7,400,000.00	2.3%	<= 5.0%	PASS

Security	Security ID	Asset Type	Country of Operation	Principal Balance
iEnergizer Limited - Term Loan	IENERGZRLD_TL	Loan	United Kingdom	\$7,400,000.00
Grand Total				\$7,400,000.00

Concentration Limitation: (xix) Domiciled in all Tax Jurisdictions in the aggregate

Report Summary

Collateral Principal Amount for Conc. Limits	Report Total	% of CPAD	Requirement	
\$319,645,814.17	\$0.00	0.0%	<= 2.5%	PASS

No records matched the report criteria or there is no data available.

Concentration Limitation: (xx) Fourth highest S&P Industry Classification

Report Summary

Collateral Principal Amount for Conc. Limits	Report Total	% of CPAD	Requirement	
\$319,645,814.17	\$31,073,464.37	9.7%	<= 15.0%	PASS

Industry	Principal Balance
Financial intermediaries	\$31,073,464.37
Grand Total	\$31,073,464.37

Concentration Limitation: (xx)(x) Highest S&P Industry Classification

Report Summary

Collateral Principal Amount for Conc. Limits	Report Total	% of CPAD	Requirement	
\$319,645,814.17	\$48,581,044.09	15.2%	<= 20.0%	PASS

Industry	Principal Balance
Business equipment & services	\$48,581,044.09
Grand Total	\$48,581,044.09

Concentration Limitation: (xx)(y) Third highest S&P Industry Classification

Report Summary

Collateral Principal Amount for Conc. Limits	Report Total	% of CPAD	Requirement	
\$319,645,814.17	\$32,396,824.88	10.1%	<= 17.5%	PASS

Industry	Principal Balance
Publishing	\$32,396,824.88
	Grand Total \$32,396,824.88

Concentration Limitation: (xxi) Fourth highest Moody's Industry Classification

Report Summary

Collateral Principal Amount for Conc. Limits	Report Total	% of CPAD	Requirement	
\$319,645,814.17	\$31,073,464.37	9.7%	<= 15.0%	PASS

Industry	Principal Balance
Banking, Finance, Insurance & Real Estate	\$31,073,464.37
Grand Total	\$31,073,464.37

Concentration Limitation: (xxi)(x) Highest Moody's Industry Classification

Report Summary	Collateral Principal Amount for Conc. Limits	Report Total	% of CPAD	Requirement	
	\$319,645,814.17	\$46,671,155.18	14.6%	<= 20.0%	PASS

Industry	Principal Balance
Services: Business	\$46,671,155.18
Grand Total	\$46,671,155.18

Concentration Limitation: (xxi)(y) Third highest Moody's Industry Classification

Report Summary

Collateral Principal Amount for Conc. Limits	Report Total	% of CPAD	Requirement	PASS
\$319,645,814.17	\$32,396,824.88	10.1%	<= 17.5%	

Industry	Principal Balance
Media: Advertising, Printing & Publishing	\$32,396,824.88
Grand Total	\$32,396,824.88

Concentration Limitation: (xxii) Collateral Obligations that pay interest at least annually, but less frequently than quarterly

Report Summary	Collateral Principal Amount for Conc. Limits	Report Total	% of CPAD	Requirement	
	\$319,645,814.17	\$0.00	0.0%	<= 10.0%	PASS

No records matched the report criteria or there is no data available.

Concentration Limitation: (xxiii) Cov-Lite Loans

Report Summary

Collateral Principal Amount for Conc. Limits	Report Total	% of CPAD	Requirement	PASS
\$319,645,814.17	\$31,392,640.08	9.8%	<= 10.0%	

Security	Security ID	Asset Type	Cov-Lite	Principal Balance
ABB Con-Cise Optical Group LLC - Term B-1 Loan	ABBCONCSE_TB1	Loan	Yes	\$6,600,000.00
Compucom Systems Inc - Term Loan	COMPUCOMSY_TL	Loan	Yes	\$6,947,500.00
Deltek Inc - First Lien Term Loan	DELTEKINC_FL	Loan	Yes	\$4,591,875.00
New Breed Inc - Term Loan	NEWBREDINC_TL	Loan	Yes	\$5,863,003.13
STG-Fairway Acquisitions Inc - First Lien Term Loan	FRSTADVCRP_FL	Loan	Yes	\$3,440,261.95
Wall Street Systems Delaware Inc - First Lien Term Loan	WALSTSYSDE_FL	Loan	Yes	\$3,950,000.00
Grand Total				\$31,392,640.08

Concentration Limitation: (xxiv) Long Dated Obligations

Report Summary	Collateral Principal Amount for Conc. Limits	Report Total	% of CPAD	Requirement	
	\$319,645,814.17	\$0.00	0.0%	<= 0.0%	PASS

No records matched the report criteria or there is no data available.

Concentration Limitation: (xxv) Middle Market Loans

Report Summary

Collateral Principal Amount for Conc. Limits	Report Total	% of CPAD	Requirement	
\$319,645,814.17	\$0.00	0.0%	<= 25.0%	PASS

No records matched the report criteria or there is no data available.

Concentration Limitation: (xxvi) Collateral Obligations with indicative pricing from one or more Approved Third Party Pricing Services

Report Summary

Aggregate Principal Balance for Conc. Limits	Report Total	% of APBC	Requirement	PASS
\$301,630,070.33	\$301,630,070.33	100.0%	>= 90.0%	

Security	Security ID	Asset Type	Pricing from Approved Third Party Pricing Service	Principal Balance
ABB Con-Cise Optical Group LLC - Term B-1 Loan	ABBCONCSE_TB1	Loan	Yes	\$6,600,000.00
Arslane Acquisition LLC - First Lien Tranche B Term Loan	ARSLOANE_TRB	Loan	Yes	\$9,552,000.00
Ascensus Inc - First Lien Initial Term Loan	ASCENSUS_FL	Loan	Yes	\$4,488,750.00
ASP HHI Acquisition Co Inc - Additional Term Loan	ASPHHIACQ_RTL	Loan	Yes	\$4,012,881.40
Attachmate Corporation - First Lien Term Loan	ATTCHMTE_FL	Loan	Yes	\$5,089,179.91
Attachmate Corporation - Second Lien Term Loan	ATCHMTECRP_SL	Loan	Yes	\$7,000,000.00
Compucom Systems Inc - Term Loan	COMPUCOMSY_TL	Loan	Yes	\$6,947,500.00
CRCI Holdings Inc - Delayed Draw Term Loan	CRCHOLDG_DDTL	Loan	Yes	\$1,687,500.00
CRCI Holdings Inc - Dollar Term Loan	CRCIHLDG_USTL	Loan	Yes	\$5,783,437.50
Deltek Inc - First Lien Term Loan	DELTEKINC_FL	Loan	Yes	\$4,591,875.00
Edmentum Inc - First Lien Term Loan	EDMENTUM_FLTL	Loan	Yes	\$1,909,888.91
First American Payment Systems - First Lien Term Loan	1STAMRPYMT_FL	Loan	Yes	\$3,440,000.00
First American Payment Systems - Second Lien Term Loan	1STAMRPYMT_SL	Loan	Yes	\$5,600,000.00
First Data Corp - 2018B New Term Loan	1STDAT_18BNTL	Loan	Yes	\$480,952.38
First Data Corp - 2021 Extended USD Term Loan	FDATC_2021EXTL	Loan	Yes	\$9,050,721.38
Generic Drug Holdings Inc - Term B-1 Loan	GNRCDRGH_TB1L	Loan	Yes	\$3,473,750.00
GlobalLogic Holdings Inc - Term Loan	GLOBALLOGC_TL	Loan	Yes	\$7,680,750.00
Grede II LLC - Term Loan	GREDEILLC_TL	Loan	Yes	\$1,979,272.45
Healogics Inc - First Lien Term B Loan	HEALOGICS_FL	Loan	Yes	\$3,300,000.00
Healogics Inc - Second Lien Term Loan	HEALOGICIN_SL	Loan	Yes	\$4,000,000.00
Help Systems Holdings Inc - First Lien Initial Term Loan	HELPSYS_TL	Loan	Yes	\$9,552,000.00
Hoffmaster Group Inc - First Lien Term Loan	HOFFMSTRGP_TL	Loan	Yes	\$1,909,788.00
iEnergizer Limited - Term Loan	IENERGZRLD_TL	Loan	Yes	\$7,400,000.00
Integra Telecom Holdings Inc - Term B Loan	INTGTLCMH_TBL	Loan	Yes	\$4,316,400.00
Jackson Hewitt Inc - Senior Secured Term Loan	JCKSNHWT_SSTL	Loan	Yes	\$8,936,405.55
JHCI Acquisition Inc - First Lien Term Loan	JACOBSON_1TL	Loan	Yes	\$8,605,227.34
Mercury Payment Systems LLC - Term Loan	MRCRYPYMT_TL	Loan	Yes	\$984,873.95
Merrill Communications LLC - Term Loan	MERILCOM_TL	Loan	Yes	\$11,444,824.88
NAB Holdings LLC - Term Loan	NABHOLDNG_TL	Loan	Yes	\$3,078,166.66
New Breed Inc - Term Loan	NEWBREDINC_TL	Loan	Yes	\$5,863,003.13
NexTag Inc - Term Loan	NEXTAGINC_TL	Loan	Yes	\$1,457,791.08
Otter Products LLC - Term Loan	OTTERPRDCT_TL	Loan	Yes	\$7,909,282.05
Packaging Coordinators Inc - First Lien Term Loan B	PCKNGCOORD_FL	Loan	Yes	\$4,962,500.00
Presidio Inc - Term Loan	PRESIDIOIN_TL	Loan	Yes	\$3,456,250.00
Renfro Corporation - Tranche B Term Loan	RENFRO_TLB	Loan	Yes	\$2,640,000.00

Security	Security ID	Asset Type	Pricing from Approved Third Party Pricing Service	Principal Balance
SafeNet Inc - First Lien Initial Term Loan	SAFENET_FL	Loan	Yes	\$9,500,000.00
SESAC Holdco II LLC - First Lien Term Loan	SESACHLDCO_FL	Loan	Yes	\$8,216,000.00
SESAC Holdco II LLC - Second Lien Term Loan	SESACHLDII_SL	Loan	Yes	\$2,000,000.00
SkillSoft Corporation - New Term Loan	SKILLSFT_NTL	Loan	Yes	\$2,540,518.23
SourceHOV LLC - First Lien Term B Loan	SOURCEHOV_FL	Loan	Yes	\$4,764,000.00
SourceHOV LLC - Second Lien Term Loan	SRCEHOV_SL	Loan	Yes	\$2,000,000.00
Sportsman's Warehouse Inc - First Out Term Loan	SPRTSMNW_FOTL	Loan	Yes	\$9,552,000.00
STG-Fairway Acquisitions Inc - First Lien Term Loan	FRSTADVCRP_FL	Loan	Yes	\$3,440,261.95
SumTotal Systems LLC - Second Lien Term Loan	SUMTOTLSYS_SL	Loan	Yes	\$11,250,000.00
Technimark LLC - Initial Term Loan	TECHNIMRK_ITL	Loan	Yes	\$8,961,600.00
TeleGuam Holdings LLC - Second Lien Term Loan	TELEGUAMHD_SL	Loan	Yes	\$5,312,500.00
Topps Company (The) - Term Loan	TOPSCOMPNY_TL	Loan	Yes	\$6,683,250.00
Travel Leaders Group LLC - Tranche B Term Loan	TRVLLEADR_TL	Loan	Yes	\$9,480,000.00
TravelCLICK Inc - First Lien Term B Loan	TRVLCLICK_FLTB	Loan	Yes	\$9,481,696.12
UniTek Global Services Inc - New Incremental Term Loan	UNITKGLB_NITL	Loan	Yes	\$2,948,630.87
Vision Solutions Inc - First Lien Term Loan	VISNSOLUT_TLB	Loan	Yes	\$3,657,835.13
Vision Solutions Inc - Second Lien Term Loan	VISNSOLT_SLTL	Loan	Yes	\$5,600,000.00
Volume Holdings Inc - Term Loan	VOLMEHLDIN_TL	Loan	Yes	\$4,000,000.00
Wall Street Systems Delaware Inc - First Lien Term Loan	WALSTSYSDE_FL	Loan	Yes	\$3,950,000.00
Waupaca Foundry Inc - Tranche A-1 Loan	WAUPACFND_TA1	Loan	Yes	\$9,106,806.42
Grand Total				\$301,630,070.33

Portfolio Assets: Highest Haircut Amount for OC Test

Security	Principal Balance	Defaulted	Discount	CCC/Caa	Highest Value	Haircut Type
NexTag Inc - Term Loan	\$4,859,303.62	\$3,401,512.53	\$0.00	\$0.00	\$3,401,512.53	
Grand Total	\$4,859,303.62	\$3,401,512.53	\$0.00	\$0.00	\$3,401,512.53	

Portfolio Assets: Defaulted Obligation Detail

Security	Security ID	Asset Type	Default Date	Principal Balance	Market Value	Moody's Recovery Amount	S&P Recovery Amount	Defaulted Obligation Balance	Haircut
NexTag Inc - Term Loan	NEXTAGINC_TL	Loan	04-Feb-2014	\$4,859,303.62	\$1,943,721.45	\$2,186,686.63	\$1,457,791.08	\$1,457,791.08	\$3,401,512.53
Grand Total				\$4,859,303.62		\$2,186,686.63	\$1,457,791.08	\$1,457,791.08	\$3,401,512.53

Portfolio Assets: Excess CCC/Caa Adjustment Amount

Collateral Principal Amount (excluding Defaults)	\$318,188,023.08
Aggregate Principal Balance of CCC/Caa Collateral Obligations (x)	\$49,775,298.37
20% of Collateral Principal Amount (excluding Defaults)	\$63,637,604.62
16.5 % of Collateral Principal Amount (excluding Defaults)	\$52,501,023.81
Total CCC Excess over 16.5% of Collateral Principal Amount (excluding Defaults)	\$0.00
Total Caa Excess over 20.0% of Collateral Principal Amount (excluding Defaults)	\$0.00
CCC/Caa Excess	\$0.00
Aggregate Market Value of CCC/Caa Obligations (y)	\$49,789,443.16
(x) Divided by (y)	100.1%
Excess CCC/Caa Adjustment Amount (1-(x) Divided by (y) * APB of Excess))	\$0.00

Security	Security ID	Moody DP Rating	S&P Rating	PrincipalBalance	Excess Amount	Market Price	Market Value	AMV/APB	Excess * AMV/ABP	Excess CCC/Caa Adjustment Amount
SourceHOV LLC - Second Lien Term Loan	SRCEHOV_SL	Caa1	B	\$2,000,000.00	\$0.00	102.2500%	\$2,045,000.00	100.0000%	\$0.00	\$0.00
Healogics Inc - Second Lien Term Loan	HEALOGICIN_SL	Caa1	B	\$4,000,000.00	\$0.00	101.9170%	\$4,076,680.00	100.0000%	\$0.00	\$0.00
SESAC Holdco II LLC - Second Lien Term Loan	SESACHLDII_SL	Caa1	B	\$2,000,000.00	\$0.00	101.8750%	\$2,037,500.00	100.0000%	\$0.00	\$0.00
Vision Solutions Inc - Second Lien Term Loan	VISNSOLT_SLTL	Caa1	B+	\$5,600,000.00	\$0.00	100.5000%	\$5,628,000.00	100.0000%	\$0.00	\$0.00
STG-Fairway Acquisitions Inc - First Lien Term Loan	FRSTADVCRP_FL	***	B	\$3,440,261.95	\$0.00	100.1250%	\$3,444,562.28	100.0000%	\$0.00	\$0.00
UniTek Global Services Inc - New Incremental Term Loan PIK	UTKGSI_NITLPK	Caa2	CCC-	\$0.00	\$0.00	100.0000%	\$0.00	100.0000%	\$0.00	\$0.00
UniTek Global Services Inc - New Incremental Term Loan	UNITKGLB_NITL	Caa2	CCC-	\$2,948,630.87	\$0.00	100.0000%	\$2,948,630.87	100.0000%	\$0.00	\$0.00
First American Payment Systems - Second Lien Term Loan	1STAMRPYMT_SL	Caa1	B	\$5,600,000.00	\$0.00	100.0000%	\$5,600,000.00	100.0000%	\$0.00	\$0.00
SumTotal Systems LLC - Second Lien Term Loan	SUMTOTLSYS_SL	Caa1	B	\$11,250,000.00	\$0.00	99.3750%	\$11,179,687.50	100.0000%	\$0.00	\$0.00
Jackson Hewitt Inc - Senior Secured Term Loan	JCKSNHWT_SSTL	***	***	\$8,936,405.55	\$0.00	99.2500%	\$8,869,382.51	100.0000%	\$0.00	\$0.00
Volume Holdings Inc - Term Loan	VOLMEHLDIN_TL	Caa1	B	\$4,000,000.00	\$0.00	99.0000%	\$3,960,000.00	100.0000%	\$0.00	\$0.00
Grand Total				\$49,775,298.37	\$0.00		\$49,789,443.16		\$0.00	\$0.00

Portfolio Assets: Discounted Obligations Trade Level

No records matched the report criteria or there is no data available.

Portfolio Assets: Discounted Obligations (z) Purchased at less than 75% per clause (y)

Report Summary

Collateral Principal Amount	Report Total	% of CPA	Requirement	
\$323,047,326.70	\$0.00	0.00%	<= 2.50%	PASS

No records matched the report criteria or there is no data available.

Portfolio Assets: Discounted Obligations (z) Purchased per clause (y)

Report Summary

Collateral Principal
Amount

\$323,047,326.70

Report Total

\$0.00

% of CPA

0.00%

Requirement

<= 5.00%

PASS

No records matched the report criteria or there is no data available.

Portfolio Assets: Discounted Obligations (z) Purchased per clause (y) since Closing Date

Report Summary

Target Initial Par Amount	Report Total	% of TIPA	Requirement	
\$160,000,000.00	\$0.00	0.00%	<= 10.00%	PASS

No records matched the report criteria or there is no data available.

Portfolio Assets: Rating Information

Security	Security ID	Principal Balance	Defaulted Obligation	Moody's Rating	Moody's DP Rating	Moody's Rating Type	S&P Rating	S&P Rating Type
ABB Con-Cise Optical Group LLC - Term B-1 Loan	ABBCONCSE_TB1	\$6,600,000.00	No	B2	B2		B	
Arsloane Acquisition LLC - First Lien Tranche B Term Loan	ARSLOANE_TRB	\$9,552,000.00	No	B1	B2		B+	
Ascensus Inc - First Lien Initial Term Loan	ASCENSUS_FL	\$4,488,750.00	No	B1	B2		B	
ASP HHI Acquisition Co Inc - Additional Term Loan	ASPHHIACQ_RTL	\$4,012,881.40	No	B2	B2		B+	
Attachmate Corporation - First Lien Term Loan	ATTCHMTE_FL	\$5,089,179.91	No	B1	B2		B	
Attachmate Corporation - Second Lien Term Loan	ATCHMTECRP_SL	\$7,000,000.00	No	B2	B2		B	
Compucom Systems Inc - Term Loan	COMPUCOMSY_TL	\$6,947,500.00	No	B1	B2		B	
CRCI Holdings Inc - Delayed Draw Term Loan	CRCHOLDG_DDTL	\$1,687,500.00	No	B3	B3		***	Per Clause (iii)(b)
CRCI Holdings Inc - Dollar Term Loan	CRCIHLDG_USTL	\$5,783,437.50	No	B3	B3		***	Per Clause (iii)(b)
Deltek Inc - First Lien Term Loan	DELTEKINC_FL	\$4,591,875.00	No	B1	B3		B	
Edmentum Inc - First Lien Term Loan	EDMENTUM_FLTL	\$1,909,888.91	No	Ba3	B2		B	
First American Payment Systems - First Lien Term Loan	1STAMPYMT_FL	\$3,440,000.00	No	B1	B2		B	
First American Payment Systems - Second Lien Term Loan	1STAMPYMT_SL	\$5,600,000.00	No	Caa1	Caa1		B	
First Data Corp - 2018B New Term Loan	1STDAT_18BNTL	\$480,952.38	No	B1	B3		B	
First Data Corp - 2021 Extended USD Term Loan	FDATC_2021EXTL	\$9,050,721.38	No	B1	B3		B	
Generic Drug Holdings Inc - Term B-1 Loan	GNRCDRGH_TB1L	\$3,473,750.00	No	B1	B2		B	
GlobalLogic Holdings Inc - Term Loan	GLOBALLOGC_TL	\$7,680,750.00	No	B1	B3		B	
Grede II LLC - Term Loan	GREDEILLC_TL	\$1,979,272.45	No	B2	B1		B+	
Healogics Inc - First Lien Term B Loan	HEALOGICS_FL	\$3,300,000.00	No	B1	B2		B	
Healogics Inc - Second Lien Term Loan	HEALOGICIN_SL	\$4,000,000.00	No	Caa1	Caa1		B	
Help Systems Holdings Inc - First Lien Initial Term Loan	HELPSYS_TL	\$9,552,000.00	No	***	***	Shadow	B	
Hoffmaster Group Inc - First Lien Term Loan	HOFFMSTRGP_TL	\$1,909,788.00	No	B2	B3		B	
iEnergizer Limited - Term Loan	IENERGZRLD_TL	\$7,400,000.00	No	B2	B2		B	
Integra Telecom Holdings Inc - Term B Loan	INTGTLCMH_TBL	\$4,316,400.00	No	B2	B3		B+	
Jackson Hewitt Inc - Senior Secured Term Loan	JCKSNHWT_SSTL	\$8,936,405.55	No	***	***	Shadow	***	Shadow
JHCI Acquisition Inc - First Lien Term Loan	JACOBSON_1TL	\$8,605,227.34	No	B1	B3		B-	
Mercury Payment Systems LLC - Term Loan	MRCRYPYMT_TL	\$984,873.95	No	B1	B1		B+	
Merrill Communications LLC - Term Loan	MERILCOM_TL	\$11,444,824.88	No	B1	B3		B	
NAB Holdings LLC - Term Loan	NABHOLDNG_TL	\$3,078,166.66	No	Ba3	B1		BB-	
New Breed Inc - Term Loan	NEWBREDINC_TL	\$5,863,003.13	No	B2	B2		B	
NexTag Inc - Term Loan	NEXTAGINC_TL	\$4,859,303.62	Yes	Caa2	Caa2		CCC	
Otter Products LLC - Term Loan	OTTERPRDCT_TL	\$7,909,282.05	No	B1	B1		B+	
Packaging Coordinators Inc - First Lien Term Loan B	PCKNGCOORD_FL	\$4,962,500.00	No	B3	B3		***	Per Clause (iii)(b)
Presidio Inc - Term Loan	PRESIDIOIN_TL	\$3,456,250.00	No	B1	B1		B+	
Renfro Corporation - Tranche B Term Loan	RENFRO_TLB	\$2,640,000.00	No	B2	B2		B	
SafeNet Inc - First Lien Initial Term Loan	SAFENET_FL	\$9,500,000.00	No	B1	B2		B	
SESAC Holdco II LLC - First Lien Term Loan	SESACHLDCO_FL	\$8,216,000.00	No	B2	B2		B	
SESAC Holdco II LLC - Second Lien Term Loan	SESACHLDII_SL	\$2,000,000.00	No	Caa1	Caa1		B	
SkillSoft Corporation - New Term Loan	SKILLSFT_NTL	\$2,540,518.23	No	Ba3	B2		B	
SourceHOV LLC - First Lien Term B Loan	SOURCEHOV_FL	\$4,764,000.00	No	B1	B2		B	
SourceHOV LLC - Second Lien Term Loan	SRCEHOV_SL	\$2,000,000.00	No	Caa1	Caa1		B	
Sportsman's Warehouse Inc - First Out Term Loan	SPRTSMNW_FOTL	\$9,552,000.00	No	B2	B2		B	
STG-Fairway Acquisitions Inc - First Lien Term Loan	FRSTADVCRP_FL	\$3,440,261.95	No	***	***	Shadow	B	
SumTotal Systems LLC - Second Lien Term Loan	SUMTOTLSYS_SL	\$11,250,000.00	No	Caa1	Caa1		B	
Technimark LLC - Initial Term Loan	TECHNIMRK_ITL	\$8,961,600.00	No	***	***	Shadow	***	Per Clause (iii)(b)
TeleGuam Holdings LLC - Second Lien Term Loan	TELEGUAMHD_SL	\$5,312,500.00	No	***	***	Shadow	***	Shadow
Topps Company (The) - Term Loan	TOPSCOMPNY_TL	\$6,683,250.00	No	B1	B2		B	
Travel Leaders Group LLC - Tranche B Term Loan	TRVLLEADR_TL	\$9,480,000.00	No	B1	B2		B+	
TravelCLICK Inc - First Lien Term B Loan	TRVLCLCK_FLTB	\$9,481,696.12	No	Ba3	B2		B	

Security	Security ID	Principal Balance	Defaulted Obligation	Moody's Rating	Moody's DP Rating	Moody's Rating Type	S&P Rating	S&P Rating Type
UniTek Global Services Inc - New Incremental Term Loan	UNITKGLB_NITL	\$2,948,630.87	No	Caa2	Caa2	Derived via S&P	CCC-	
UniTek Global Services Inc - New Incremental Term Loan PIK	UTKGSI_NITLPK	\$0.00	No	Caa2	Caa2	Derived via S&P	CCC-	
Vision Solutions Inc - First Lien Term Loan	VISNSOLUT_TLB	\$3,657,835.13	No	B1	B2		B+	
Vision Solutions Inc - Second Lien Term Loan	VISNSOLT_SLTL	\$5,600,000.00	No	Caa1	Caa1		B+	
Volume Holdings Inc - Term Loan	VOLMEHLDIN_TL	\$4,000,000.00	No	Caa1	Caa1		B	Per Clause (iii)(b)
Wall Street Systems Delaware Inc - First Lien Term Loan	WALSTSYSDE_FL	\$3,950,000.00	No	B2	B3		B	
Waupaca Foundry Inc - Tranche A-1 Loan	WAUPACFND_TA1	\$9,106,806.42	No	B2	B1		B+	
	Grand Total	\$305,031,582.86						

Portfolio Assets: Moody's Default Probability Rating Information

Security	Asset Type	Moody DP Rating source	DIP Obligation	Principal Balance	Moody Security Rating	Moody Senior Implied Rating	Moody Senior Unsecured Rating	Rating Estimate - Moody	Moody's DP Rating BF CW	Outlook	Credit Watch	Moody's DP Rating-RFT	Moody's DP Rating AF CW
ABB Con-Cise Optical Group LLC - Term B-1 Loan	Loan	Corporate Family Rating	No	\$6,600,000.00	B2	B2			B2			B2	B2
Arsloane Acquisition LLC - First Lien Tranche B Term Loan	Loan	Corporate Family Rating	No	\$9,552,000.00	B1	B2			B2			B2	B2
Ascensus Inc - First Lien Initial Term Loan	Loan	Corporate Family Rating	No	\$4,488,750.00	B1	B2			B2			B2	B2
ASP HHI Acquisition Co Inc - Additional Term Loan	Loan	Corporate Family Rating	No	\$4,012,881.40		B2			B2			B2	B2
Attachmate Corporation - First Lien Term Loan	Loan	Corporate Family Rating	No	\$5,089,179.91	B1	B2		B1	B2	Negative		B3	B2
Attachmate Corporation - Second Lien Term Loan	Loan	Rating Estimate	No	\$7,000,000.00		B2		B1	B2	Negative		B3	B2
Compucom Systems Inc - Term Loan	Loan	Corporate Family Rating	No	\$6,947,500.00	B1	B2			B2			B2	B2
CRCI Holdings Inc - Delayed Draw Term Loan	Loan	Public Rating	No	\$1,687,500.00	Caa1				B3			B3	B3
CRCI Holdings Inc - Dollar Term Loan	Loan		No	\$5,783,437.50					B3			B3	B3
Deltek Inc - First Lien Term Loan	Loan	Corporate Family Rating	No	\$4,591,875.00	B1	B3			B3			B3	B3
Edmentum Inc - First Lien Term Loan	Loan	Corporate Family Rating	No	\$1,909,888.91	Ba3	B2			B2			B2	B2
First American Payment Systems - First Lien Term Loan	Loan	Corporate Family Rating	No	\$3,440,000.00	B1	B2			B2			B2	B2
First American Payment Systems - Second Lien Term Loan	Loan	Public Rating	No	\$5,600,000.00	Caa1	B2		Caa1	Caa1			Caa1	Caa1
First Data Corp - 2018B New Term Loan	Loan	Corporate Family Rating	No	\$480,952.38	B1	B3	Caa1		B3		OFF	B3	B3
First Data Corp - 2021 Extended USD Term Loan	Loan	Corporate Family Rating	No	\$9,050,721.38	B1	B3	Caa1	B1	B3		OFF	B3	B3
Generic Drug Holdings Inc - Term B-1 Loan	Loan	Corporate Family Rating	No	\$3,473,750.00	B1	B2			B2	Negative		B3	B2
GlobalLogic Holdings Inc - Term Loan	Loan	Corporate Family Rating	No	\$7,680,750.00	B1	B3		B3	B3			B3	B3
Grede II LLC - Term Loan	Loan	Corporate Family Rating	No	\$1,979,272.45	B2	B1			B1			B1	B1
Healogics Inc - First Lien Term B Loan	Loan	Corporate Family Rating	No	\$3,300,000.00	B1	B2			B2			B2	B2
Healogics Inc - Second Lien Term Loan	Loan	Public Rating	No	\$4,000,000.00	Caa1	B2		Caa1	Caa1			Caa1	Caa1
Help Systems Holdings Inc - First Lien Initial Term Loan	Loan		No	\$9,552,000.00	***	***	***		***			***	***
Hoffmaster Group Inc - First Lien Term Loan	Loan	Corporate Family Rating	No	\$1,909,788.00	B2	B3			B3	Stable		B3	B3
iEnergizer Limited - Term Loan	Loan	Corporate Family Rating	No	\$7,400,000.00	B2	B2			B2			B2	B2
Integra Telecom Holdings Inc - Term B Loan	Loan	Corporate Family Rating	No	\$4,316,400.00	B2	B3		B3	B3	Positive	OFF	B3	B3
Jackson Hewitt Inc - Senior Secured Term Loan	Loan	Rating Estimate	No	\$8,936,405.55	***	***	***	B3	***			***	***
JHCI Acquisition Inc - First Lien Term Loan	Loan	Corporate Family Rating	No	\$8,605,227.34	B1	B3			B3			B3	B3
Mercury Payment Systems LLC - Term Loan	Loan	Corporate Family Rating	No	\$984,873.95	B1	B1			B1	Negative		B2	B1
Merrill Communications LLC - Term Loan	Loan	Corporate Family Rating	No	\$11,444,824.88	B1	B3			B3	Positive	OFF	B3	B3
NAB Holdings LLC - Term Loan	Loan	Corporate Family Rating	No	\$3,078,166.66	Ba3	B1			B1			B1	B1
New Breed Inc - Term Loan	Loan	Corporate Family Rating	No	\$5,863,003.13	B2	B2			B2			B2	B2
NexTag Inc - Term Loan	Loan	Corporate Family Rating	No	\$4,859,303.62	Caa2	Caa2		Caa2	Caa2	Negative		Caa3	Caa2
Otter Products LLC - Term Loan	Loan	Corporate Family Rating	No	\$7,909,282.05	B1	B1			B1			B1	B1
Packaging Coordinators Inc - First Lien Term Loan B	Loan	Rating Estimate	No	\$4,962,500.00				B3	B3			B3	B3
Presidio Inc - Term Loan	Loan	Corporate Family Rating	No	\$3,456,250.00	B1	B1			B1			B1	B1
Renfro Corporation - Tranche B Term Loan	Loan	Corporate Family Rating	No	\$2,640,000.00	B2	B2			B2			B2	B2
SafeNet Inc - First Lien Initial Term Loan	Loan	Corporate Family Rating	No	\$9,500,000.00	B1	B2			B2			B2	B2
SESAC Holdco II LLC - First Lien Term Loan	Loan	Corporate Family Rating	No	\$8,216,000.00	B2	B2			B2			B2	B2
SESAC Holdco II LLC - Second Lien Term Loan	Loan	Public Rating	No	\$2,000,000.00	Caa1	B2		Caa1	Caa1			Caa1	Caa1
SkillsSoft Corporation - New Term Loan	Loan	Corporate Family Rating	No	\$2,540,518.23	Ba3	B2			B2			B2	B2
SourceHOV LLC - First Lien Term B Loan	Loan	Corporate Family Rating	No	\$4,764,000.00	B1	B2			B2			B2	B2
SourceHOV LLC - Second Lien Term Loan	Loan	Public Rating	No	\$2,000,000.00	Caa1	B2		Caa1	Caa1			Caa1	Caa1
Sportsman's Warehouse Inc - First Out Term Loan	Loan	Corporate Family Rating	No	\$9,552,000.00	B2	B2			B2			B2	B2
STG-Fairway Acquisitions Inc - First Lien Term Loan	Loan	Rating Estimate	No	\$3,440,261.95	***	***	***	Caa1	***			***	***
SumTotal Systems LLC - Second Lien Term Loan	Loan	Public Rating	No	\$11,250,000.00	Caa1	B2		Caa2	Caa1	Negative		Caa2	Caa1
Technimark LLC - Initial Term Loan	Loan		No	\$8,961,600.00	***	***	***		***			***	***
TeleGuam Holdings LLC - Second Lien Term Loan	Loan		No	\$5,312,500.00	***	***	***		***			***	***
Topps Company (The) - Term Loan	Loan	Corporate Family Rating	No	\$6,683,250.00	B1	B2			B2			B2	B2
Travel Leaders Group LLC - Tranche B Term Loan	Loan	Corporate Family Rating	No	\$9,480,000.00	B1	B2		B2	B2			B2	B2

Security	Asset Type	Moody DP Rating source	DIP Obligation	Principal Balance	Moody Security Rating	Moody Senior Implied Rating	Moody Senior Unsecured Rating	Rating Estimate - Moody	Moody's DP Rating BF CW	Outlook	Credit Watch	Moody's DP Rating-RFT	Moody's DP Rating AF CW
TravelCLICK Inc - First Lien Term B Loan	Loan	Corporate Family Rating	No	\$9,481,696.12	Ba3	B2			B2			B2	B2
UniTek Global Services Inc - New Incremental Term Loan	Loan	Rating Estimate	No	\$2,948,630.87				Caa2	Caa2			Caa2	Caa2
UniTek Global Services Inc - New Incremental Term Loan PIK	Loan	Rating Estimate	No	\$0.00				Caa2	Caa2			Caa2	Caa2
Vision Solutions Inc - First Lien Term Loan	Loan	Corporate Family Rating	No	\$3,657,835.13	B1	B2		B2	B2			B2	B2
Vision Solutions Inc - Second Lien Term Loan	Loan	Public Rating	No	\$5,600,000.00	Caa1	B2		B2	Caa1			Caa1	Caa1
Volume Holdings Inc - Term Loan	Loan	Rating Estimate	No	\$4,000,000.00				Caa1	Caa1			Caa1	Caa1
Wall Street Systems Delaware Inc - First Lien Term Loan	Loan	Corporate Family Rating	No	\$3,950,000.00	B2	B3			B3			B3	B3
Waupaca Foundry Inc - Tranche A-1 Loan	Loan	Corporate Family Rating	No	\$9,106,806.42	B2	B1			B1	Negative		B2	B1
Grand Total				\$305,031,582.86									

Portfolio Assets: Moody's Rating Information

Security	Security ID	Asset Type	Moody Rating Source	Principal Balance	Moody Security Rating	Moody Senior Implied Rating	Moody Senior Unsecured Rating	Rating Estimate - Moody	Moody's Rating BF CW	Credit Watch	Moody's Rating AF CW
ABB Con-Cise Optical Group LLC - Term B-1 Loan	ABBCONCSE_TB1	Loan	Public Rating	\$6,600,000.00	B2	B2			B2		B2
Arslone Acquisition LLC - First Lien Tranche B Term Loan	ARSLOANE_TRB	Loan	Public Rating	\$9,552,000.00	B1	B2			B1		B1
Ascensus Inc - First Lien Initial Term Loan	ASCENSUS_FL	Loan	Public Rating	\$4,488,750.00	B1	B2			B1		B1
ASP HHI Acquisition Co Inc - Additional Term Loan	ASPHHIACQ_RTL	Loan	Corporate Family Rating	\$4,012,881.40		B2			B2		B2
Attachmate Corporation - First Lien Term Loan	ATTCHMTE_FL	Loan	Public Rating	\$5,089,179.91	B1	B2		B1	B1		B1
Attachmate Corporation - Second Lien Term Loan	ATCHMTECRP_SL	Loan	Rating Estimate	\$7,000,000.00		B2		B1	B2		B2
Compucom Systems Inc - Term Loan	COMPUCOMSY_TL	Loan	Public Rating	\$6,947,500.00	B1	B2			B1		B1
CRCI Holdings Inc - Delayed Draw Term Loan	CRCHOLDG_DDTL	Loan	Public Rating	\$1,687,500.00	Caa1				B3		B3
CRCI Holdings Inc - Dollar Term Loan	CRCIHLDG_USTL	Loan		\$5,783,437.50					B3		B3
Deltek Inc - First Lien Term Loan	DELTEKINC_FL	Loan	Public Rating	\$4,591,875.00	B1	B3			B1		B1
Edmentum Inc - First Lien Term Loan	EDMENTUM_FLTL	Loan	Public Rating	\$1,909,888.91	Ba3	B2			Ba3		Ba3
First American Payment Systems - First Lien Term Loan	1STAMPYMT_FL	Loan	Public Rating	\$3,440,000.00	B1	B2			B1		B1
First American Payment Systems - Second Lien Term Loan	1STAMPYMT_SL	Loan	Public Rating	\$5,600,000.00	Caa1	B2		Caa1	Caa1		Caa1
First Data Corp - 2018B New Term Loan	1STDAT_18BNTL	Loan	Public Rating	\$480,952.38	B1	B3	Caa1		B1		B1
First Data Corp - 2021 Extended USD Term Loan	FDATC_2021EXTL	Loan	Public Rating	\$9,050,721.38	B1	B3	Caa1	B1	B1		B1
Generic Drug Holdings Inc - Term B-1 Loan	GNRCDRGH_TB1L	Loan	Public Rating	\$3,473,750.00	B1	B2			B1		B1
GlobalLogic Holdings Inc - Term Loan	GLOBALLOGC_TL	Loan	Public Rating	\$7,680,750.00	B1	B3		B3	B1		B1
Grede II LLC - Term Loan	GREDEILLC_TL	Loan	Public Rating	\$1,979,272.45	B2	B1			B2		B2
Healogics Inc - First Lien Term B Loan	HEALOGICS_FL	Loan	Public Rating	\$3,300,000.00	B1	B2			B1		B1
Healogics Inc - Second Lien Term Loan	HEALOGICIN_SL	Loan	Public Rating	\$4,000,000.00	Caa1	B2		Caa1	Caa1		Caa1
Help Systems Holdings Inc - First Lien Initial Term Loan	HELPSYS_TL	Loan		\$9,552,000.00	***	***	***		***		***
Hoffmaster Group Inc - First Lien Term Loan	HOFFMSTRGP_TL	Loan	Public Rating	\$1,909,788.00	B2	B3			B2		B2
IEnergizer Limited - Term Loan	IENERGZRLD_TL	Loan	Public Rating	\$7,400,000.00	B2	B2			B2		B2
Integra Telecom Holdings Inc - Term B Loan	INTGLTCMH_TBL	Loan	Public Rating	\$4,316,400.00	B2	B3		B3	B2		B2
Jackson Hewitt Inc - Senior Secured Term Loan	JCKSNHWT_SSTL	Loan	Rating Estimate	\$8,936,405.55	***	***	***	B2	***		***
JHCI Acquisition Inc - First Lien Term Loan	JACOBSON_1TL	Loan	Public Rating	\$8,605,227.34	B1	B3			B1		B1
Mercury Payment Systems LLC - Term Loan	MRCRYPYMT_TL	Loan	Public Rating	\$984,873.95	B1	B1			B1		B1
Merrill Communications LLC - Term Loan	MERILCOM_TL	Loan	Public Rating	\$11,444,824.88	B1	B3			B1		B1
NAB Holdings LLC - Term Loan	NABHOLDNG_TL	Loan	Public Rating	\$3,078,166.66	Ba3	B1			Ba3		Ba3
New Breed Inc - Term Loan	NEWBREDINC_TL	Loan	Public Rating	\$5,863,003.13	B2	B2			B2		B2
NexTag Inc - Term Loan	NEXTAGINC_TL	Loan	Public Rating	\$4,859,303.62	Caa2	Caa2		Caa2	Caa2		Caa2
Otter Products LLC - Term Loan	OTTERPRDCT_TL	Loan	Public Rating	\$7,909,282.05	B1	B1			B1		B1
Packaging Coordinators Inc - First Lien Term Loan B	PCKNGCOORD_FL	Loan	Rating Estimate	\$4,962,500.00				B3	B3		B3
Presidio Inc - Term Loan	PRESIDIOIN_TL	Loan	Public Rating	\$3,456,250.00	B1	B1			B1		B1
Renfro Corporation - Tranche B Term Loan	RENFRO_TLB	Loan	Public Rating	\$2,640,000.00	B2	B2			B2		B2
SafeNet Inc - First Lien Initial Term Loan	SAFENET_FL	Loan	Public Rating	\$9,500,000.00	B1	B2			B1		B1
SESAC Holdco II LLC - First Lien Term Loan	SESACHLDCO_FL	Loan	Public Rating	\$8,216,000.00	B2	B2			B2		B2
SESAC Holdco II LLC - Second Lien Term Loan	SESACHLDII_SL	Loan	Public Rating	\$2,000,000.00	Caa1	B2		Caa1	Caa1		Caa1
SkillSoft Corporation - New Term Loan	SKILLSFT_NTL	Loan	Public Rating	\$2,540,518.23	Ba3	B2			Ba3		Ba3
SourceHOV LLC - First Lien Term B Loan	SOURCEHOV_FL	Loan	Public Rating	\$4,764,000.00	B1	B2			B1		B1
SourceHOV LLC - Second Lien Term Loan	SRCEHOV_SL	Loan	Public Rating	\$2,000,000.00	Caa1	B2		Caa1	Caa1		Caa1
Sportsman's Warehouse Inc - First Out Term Loan	SPRTSMNW_FOTL	Loan	Public Rating	\$9,552,000.00	B2	B2			B2		B2
STG-Fairway Acquisitions Inc - First Lien Term Loan	FRSTADVCRP_FL	Loan	Rating Estimate	\$3,440,261.95	***	***	***	Caa1	***		***
SumTotal Systems LLC - Second Lien Term Loan	SUMTOTLSYS_SL	Loan	Public Rating	\$11,250,000.00	Caa1	B2		Caa2	Caa1		Caa1
Technimark LLC - Initial Term Loan	TECHNIMRK_ITL	Loan		\$8,961,600.00	***	***	***		***		***
TeleGuam Holdings LLC - Second Lien Term Loan	TELEGUAMHD_SL	Loan		\$5,312,500.00	***	***	***		***		***
Topps Company (The) - Term Loan	TOPSCOMPNY_TL	Loan	Public Rating	\$6,683,250.00	B1	B2			B1		B1
Travel Leaders Group LLC - Tranche B Term Loan	TRVLEADR_TL	Loan	Public Rating	\$9,480,000.00	B1	B2		B2	B1		B1

Security	Security ID	Asset Type	Moody Rating Source	Principal Balance	Moody Security Rating	Moody Senior Implied Rating	Moody Senior Unsecured Rating	Rating Estimate - Moody	Moody's Rating BF CW	Credit Watch	Moody's Rating AF CW
TravelCLICK Inc - First Lien Term B Loan	TRVLCLCK_FLTB	Loan	Public Rating	\$9,481,696.12	Ba3	B2			Ba3		Ba3
UniTek Global Services Inc - New Incremental Term Loan	UNITKGLB_NITL	Loan	Rating Estimate	\$2,948,630.87				Caa2	Caa2		Caa2
UniTek Global Services Inc - New Incremental Term Loan PIK	UTKGSI_NITLPK	Loan	Rating Estimate	\$0.00				Caa2	Caa2		Caa2
Vision Solutions Inc - First Lien Term Loan	VISNSOLUT_TLB	Loan	Public Rating	\$3,657,835.13	B1	B2		B2	B1		B1
Vision Solutions Inc - Second Lien Term Loan	VISNSOLT_SLTL	Loan	Public Rating	\$5,600,000.00	Caa1	B2		B2	Caa1		Caa1
Volume Holdings Inc - Term Loan	VOLMEHLDIN_TL	Loan	Rating Estimate	\$4,000,000.00				Caa1	Caa1		Caa1
Wall Street Systems Delaware Inc - First Lien Term Loan	WALSTSYSDE_FL	Loan	Public Rating	\$3,950,000.00	B2	B3			B2		B2
Waupaca Foundry Inc - Tranche A-1 Loan	WAUPACFND_TA1	Loan	Public Rating	\$9,106,806.42	B2	B1			B2		B2
Grand Total				\$305,031,582.86							

Portfolio Assets: Moody's Derived Rating Per Clause (e)(i)(C)(ii)

Report Summary

Collateral Principal
Amount

\$323,047,326.70

Report Total

\$0.00

% of CPA

0.00%

Requirement

<= 5.00%

PASS

No records matched the report criteria or there is no data available.

Portfolio Assets: Industry Information

Security	Security ID	Moody's Industry	S&P Industry	Principal Balance	% of APA
ABB Con-Cise Optical Group LLC - Term B-1 Loan	ABBCONCSE_TB1	Consumer goods: Non-durable	Retailers (except food & drug)	\$6,600,000.00	2.0430%
Arsloane Acquisition LLC - First Lien Tranche B Term Loan	ARSLAANE_TRB	Media: Advertising, Printing & Publishing	Publishing	\$9,552,000.00	2.9568%
Ascensus Inc - First Lien Initial Term Loan	ASCENSUS_FL	Banking, Finance, Insurance & Real Estate	Financial intermediaries	\$4,488,750.00	1.3895%
ASP HHI Acquisition Co Inc - Additional Term Loan	ASPHHIACQ_RTL	Automotive	Automotive	\$4,012,881.40	1.2422%
Attachmate Corporation - First Lien Term Loan	ATTCHMTE_FL	High Tech Industries	Electronics/electrical	\$5,089,179.91	1.5754%
Attachmate Corporation - Second Lien Term Loan	ATCHMTECRP_SL	High Tech Industries	Electronics/electrical	\$7,000,000.00	2.1669%
Compucom Systems Inc - Term Loan	COMPUCOMSY_TL	Services: Business	Business equipment & services	\$6,947,500.00	2.1506%
CRCI Holdings Inc - Delayed Draw Term Loan	CRCHOLDG_DDTL	Utilities: Electric	Utilities	\$1,687,500.00	0.5224%
CRCI Holdings Inc - Dollar Term Loan	CRCIHLDG_USTL	Utilities: Electric	Utilities	\$5,783,437.50	1.7903%
Deltek Inc - First Lien Term Loan	DELTEKINC_FL	Services: Business	Business equipment & services	\$4,591,875.00	1.4214%
Edmentum Inc - First Lien Term Loan	EDMENTUM_FLTL	Services: Consumer	Business equipment & services	\$1,909,888.91	0.5912%
First American Payment Systems - First Lien Term Loan	1STAMPYMT_FL	Banking, Finance, Insurance & Real Estate	Financial intermediaries	\$3,440,000.00	1.0649%
First American Payment Systems - Second Lien Term Loan	1STAMPYMT_SL	Banking, Finance, Insurance & Real Estate	Financial intermediaries	\$5,600,000.00	1.7335%
First Data Corp - 2018B New Term Loan	1STDAT_18BNTL	Banking, Finance, Insurance & Real Estate	Financial intermediaries	\$480,952.38	0.1489%
First Data Corp - 2021 Extended USD Term Loan	FDATC_2021EXTL	Banking, Finance, Insurance & Real Estate	Financial intermediaries	\$9,050,721.38	2.8017%
Generic Drug Holdings Inc - Term B-1 Loan	GNRCDRGH_TB1L	Healthcare & Pharmaceuticals	Health care	\$3,473,750.00	1.0753%
GlobalLogic Holdings Inc - Term Loan	GLOBALLOGC_TL	Services: Business	Business equipment & services	\$7,680,750.00	2.3776%
Grede II LLC - Term Loan	GREDEILLC_TL	Automotive	Automotive	\$1,979,272.45	0.6127%
Healogics Inc - First Lien Term B Loan	HEALOGICS_FL	Healthcare & Pharmaceuticals	Health care	\$3,300,000.00	1.0215%
Healogics Inc - Second Lien Term Loan	HEALOGICIN_SL	Healthcare & Pharmaceuticals	Health care	\$4,000,000.00	1.2382%
Help Systems Holdings Inc - First Lien Initial Term Loan	HELPSYS_TL	High Tech Industries	Electronics/electrical	\$9,552,000.00	2.9568%
Hoffmaster Group Inc - First Lien Term Loan	HOFFMSTRGP_TL	Retail	Retailers (except food & drug)	\$1,909,788.00	0.5912%
iEnergizer Limited - Term Loan	IENERGZRLD_TL	Media: Advertising, Printing & Publishing	Publishing	\$7,400,000.00	2.2907%
Integra Telecom Holdings Inc - Term B Loan	INTGTLCMH_TB1	Telecommunications	Telecommunications	\$4,316,400.00	1.3362%
Jackson Hewitt Inc - Senior Secured Term Loan	JCKSNHWT_SSTL	Services: Consumer	Retailers (except food & drug)	\$8,936,405.55	2.7663%
JHCI Acquisition Inc - First Lien Term Loan	JACOBSON_1TL	Transportation: Cargo	Surface transport	\$8,605,227.34	2.6638%
Mercury Payment Systems LLC - Term Loan	MRCRYPYMT_TL	Banking, Finance, Insurance & Real Estate	Financial intermediaries	\$984,873.95	0.3049%
Merrill Communications LLC - Term Loan	MERILCOM_TL	Media: Advertising, Printing & Publishing	Publishing	\$11,444,824.88	3.5428%
NAB Holdings LLC - Term Loan	NABHOLDNG_TL	Banking, Finance, Insurance & Real Estate	Financial intermediaries	\$3,078,166.66	0.9529%
New Breed Inc - Term Loan	NEWBREDINC_TL	Transportation: Cargo	Surface transport	\$5,863,003.13	1.8149%
NexTag Inc - Term Loan	NEXTAGINC_TL	Retail	Retailers (except food & drug)	\$4,859,303.62	1.5042%
Otter Products LLC - Term Loan	OTTERPRDCT_TL	Chemicals, Plastics, & Rubber	Chemicals & plastics	\$7,909,282.05	2.4483%
Packaging Coordinators Inc - First Lien Term Loan B	PCKNGCOORD_FL	Containers, Packaging & Glass	Containers & glass products	\$4,962,500.00	1.5362%
Presidio Inc - Term Loan	PRESIDIOIN_TL	Services: Business	Business equipment & services	\$3,456,250.00	1.0699%
Renfro Corporation - Tranche B Term Loan	RENFRO_TLB	Consumer goods: Non-durable	Clothing/textiles	\$2,640,000.00	0.8172%
SafeNet Inc - First Lien Initial Term Loan	SAFENET_FL	High Tech Industries	Electronics/electrical	\$9,500,000.00	2.9407%
SESAC Holdco II LLC - First Lien Term Loan	SESACHLDCO_FL	Media: Broadcasting & Subscription	Radio & Television	\$8,216,000.00	2.5433%
SESAC Holdco II LLC - Second Lien Term Loan	SESACHLDII_SL	Media: Broadcasting & Subscription	Radio & Television	\$2,000,000.00	0.6191%
SkillSoft Corporation - New Term Loan	SKILLSFT_NTL	Services: Business	Business equipment & services	\$2,540,518.23	0.7864%
SourceHOV LLC - First Lien Term B Loan	SOURCEHOV_FL	Services: Business	Business equipment & services	\$4,764,000.00	1.4747%
SourceHOV LLC - Second Lien Term Loan	SRCEHOV_SL	Services: Business	Business equipment & services	\$2,000,000.00	0.6191%
Sportsman's Warehouse Inc - First Out Term Loan	SPRTSMNW_FOTL	Consumer goods: Durable	Retailers (except food & drug)	\$9,552,000.00	2.9568%
STG-Fairway Acquisitions Inc - First Lien Term Loan	FRSTADVCRP_FL	Services: Business	Business equipment & services	\$3,440,261.95	1.0649%
SumTotal Systems LLC - Second Lien Term Loan	SUMTOTLSYS_SL	Services: Business	Business equipment & services	\$11,250,000.00	3.4825%
Technimark LLC - Initial Term Loan	TECHNIMRK_ITL	Containers, Packaging & Glass	Containers & glass products	\$8,961,600.00	2.7741%
TeleGuam Holdings LLC - Second Lien Term Loan	TELEGUAMHD_SL	Telecommunications	Telecommunications	\$5,312,500.00	1.6445%
Topps Company (The) - Term Loan	TOPSCOMPNY_TL	Hotel, Gaming & Leisure	Leisure goods/activities/movies	\$6,683,250.00	2.0688%
Travel Leaders Group LLC - Tranche B Term Loan	TRVLLEADR_TL	Hotel, Gaming & Leisure	Lodging & casinos	\$9,480,000.00	2.9346%
TravelCLICK Inc - First Lien Term B Loan	TRVLCLCK_FLTB	Hotel, Gaming & Leisure	Lodging & casinos	\$9,481,696.12	2.9351%
UniTek Global Services Inc - New Incremental Term Loan	UNITKGLB_NITL	Media: Broadcasting & Subscription	Cable & satellite television	\$2,948,630.87	0.9128%
UniTek Global Services Inc - New Incremental Term Loan PIK	UTKGSI_NITLPK	Media: Broadcasting & Subscription	Cable & satellite television	\$0.00	0.0000%

Security	Security ID	Moody's Industry	S&P Industry	Principal Balance	% of APA
Vision Solutions Inc - First Lien Term Loan	VISNSOLUT_TLB	High Tech Industries	Electronics/electrical	\$3,657,835.13	1.1323%
Vision Solutions Inc - Second Lien Term Loan	VISNSOLT_SLTL	High Tech Industries	Electronics/electrical	\$5,600,000.00	1.7335%
Volume Holdings Inc - Term Loan	VOLMEHLIN_TL	Media: Advertising, Printing & Publishing	Publishing	\$4,000,000.00	1.2382%
Wall Street Systems Delaware Inc - First Lien Term Loan	WALSTYSDE_FL	Banking, Finance, Insurance & Real Estate	Financial intermediaries	\$3,950,000.00	1.2227%
Waupaca Foundry Inc - Tranche A-1 Loan	WAUPACFND_TA1	Automotive	Automotive	\$9,106,806.42	2.8190%
Grand Total				\$305,031,582.86	94.4232%

Portfolio Assets: Moody's Industry Information

Security	Security ID	Principal Balance	% of APA
Automotive			
ASP HHI Acquisition Co Inc - Additional Term Loan	ASPHHIACQ_RTL	\$4,012,881.40	1.2422%
Grede II LLC - Term Loan	GREDEILLC_TL	\$1,979,272.45	0.6127%
Waupaca Foundry Inc - Tranche A-1 Loan	WAUPACFND_TA1	\$9,106,806.42	2.8190%
	Automotive Subtotal	\$15,098,960.28	4.6739%
Banking, Finance, Insurance & Real Estate			
Ascensus Inc - First Lien Initial Term Loan	ASCENSUS_FL	\$4,488,750.00	1.3895%
First American Payment Systems - First Lien Term Loan	1STAMRPYMT_FL	\$3,440,000.00	1.0649%
First American Payment Systems - Second Lien Term Loan	1STAMRPYMT_SL	\$5,600,000.00	1.7335%
First Data Corp - 2018B New Term Loan	1STDAT_18BNTL	\$480,952.38	0.1489%
First Data Corp - 2021 Extended USD Term Loan	FDATC_2021EXTL	\$9,050,721.38	2.8017%
Mercury Payment Systems LLC - Term Loan	MRCRYPYMT_TL	\$984,873.95	0.3049%
NAB Holdings LLC - Term Loan	NABHOLDNG_TL	\$3,078,166.66	0.9529%
Wall Street Systems Delaware Inc - First Lien Term Loan	WALSTSYSDE_FL	\$3,950,000.00	1.2227%
	Banking, Finance, Insurance & Real Estate Subtotal	\$31,073,464.37	9.6189%
Chemicals, Plastics, & Rubber			
Otter Products LLC - Term Loan	OTTERPRDCT_TL	\$7,909,282.05	2.4483%
	Chemicals, Plastics, & Rubber Subtotal	\$7,909,282.05	2.4483%
Consumer goods: Durable			
Sportsman's Warehouse Inc - First Out Term Loan	SPRTSMNW_FOTL	\$9,552,000.00	2.9568%
	Consumer goods: Durable Subtotal	\$9,552,000.00	2.9568%
Consumer goods: Non-durable			
ABB Con-Cise Optical Group LLC - Term B-1 Loan	ABBCONCSE_TB1	\$6,600,000.00	2.0430%
Renfro Corporation - Tranche B Term Loan	RENFRO_TLB	\$2,640,000.00	0.8172%
	Consumer goods: Non-durable Subtotal	\$9,240,000.01	2.8603%
Containers, Packaging & Glass			
Packaging Coordinators Inc - First Lien Term Loan B	PCKNGCOORD_FL	\$4,962,500.00	1.5362%
Technimark LLC - Initial Term Loan	TECHNIMRK_ITL	\$8,961,600.00	2.7741%
	Containers, Packaging & Glass Subtotal	\$13,924,100.00	4.3102%
Healthcare & Pharmaceuticals			
Generic Drug Holdings Inc - Term B-1 Loan	GNRCDRGH_TB1L	\$3,473,750.00	1.0753%
Healogics Inc - First Lien Term B Loan	HEALOGICS_FL	\$3,300,000.00	1.0215%
Healogics Inc - Second Lien Term Loan	HEALOGICIN_SL	\$4,000,000.00	1.2382%
	Healthcare & Pharmaceuticals Subtotal	\$10,773,750.00	3.3350%
High Tech Industries			
Attachmate Corporation - First Lien Term Loan	ATTCHMTE_FL	\$5,089,179.91	1.5754%
Attachmate Corporation - Second Lien Term Loan	ATCHMTECRP_SL	\$7,000,000.00	2.1669%
Help Systems Holdings Inc - First Lien Initial Term Loan	HELPSYS_TL	\$9,552,000.00	2.9568%
SafeNet Inc - First Lien Initial Term Loan	SAFENET_FL	\$9,500,000.00	2.9407%
Vision Solutions Inc - First Lien Term Loan	VISNSOLUT_TLB	\$3,657,835.13	1.1323%
Vision Solutions Inc - Second Lien Term Loan	VISNSOLT_SLTL	\$5,600,000.00	1.7335%

	High Tech Industries Subtotal	\$40,399,015.04	12.5056%
Hotel, Gaming & Leisure			
Topps Company (The) - Term Loan	TOPSCOMPNY_TL	\$6,683,250.00	2.0688%
Travel Leaders Group LLC - Tranche B Term Loan	TRVLLEADR_TL	\$9,480,000.00	2.9346%
TravelCLICK Inc - First Lien Term B Loan	TRVLCLCK_FLTB	\$9,481,696.12	2.9351%
	Hotel, Gaming & Leisure Subtotal	\$25,644,946.12	7.9384%
Media: Advertising, Printing & Publishing			
Arsloane Acquisition LLC - First Lien Tranche B Term Loan	ARSLOANE_TRB	\$9,552,000.00	2.9568%
iEnergizer Limited - Term Loan	IENERGZRLD_TL	\$7,400,000.00	2.2907%
Merrill Communications LLC - Term Loan	MERILCOM_TL	\$11,444,824.88	3.5428%
Volume Holdings Inc - Term Loan	VOLMEHLIN_TL	\$4,000,000.00	1.2382%
	Media: Advertising, Printing & Publishing Subtotal	\$32,396,824.88	10.0285%
Media: Broadcasting & Subscription			
SESAC Holdco II LLC - First Lien Term Loan	SESACHLDCO_FL	\$8,216,000.00	2.5433%
SESAC Holdco II LLC - Second Lien Term Loan	SESACHLDII_SL	\$2,000,000.00	0.6191%
UniTek Global Services Inc - New Incremental Term Loan	UNITKGLB_NITL	\$2,948,630.87	0.9128%
UniTek Global Services Inc - New Incremental Term Loan PIK	UTKGSI_NITLPK	\$0.00	0.0000%
	Media: Broadcasting & Subscription Subtotal	\$13,164,630.87	4.0751%
Retail			
Hoffmaster Group Inc - First Lien Term Loan	HOFFMSTRGP_TL	\$1,909,788.00	0.5912%
NexTag Inc - Term Loan	NEXTAGINC_TL	\$4,859,303.62	1.5042%
	Retail Subtotal	\$6,769,091.62	2.0954%
Services: Business			
Compucom Systems Inc - Term Loan	COMPUCOMSY_TL	\$6,947,500.00	2.1506%
Deltek Inc - First Lien Term Loan	DELTEKINC_FL	\$4,591,875.00	1.4214%
GlobalLogic Holdings Inc - Term Loan	GLOBALLOGC_TL	\$7,680,750.00	2.3776%
Presidio Inc - Term Loan	PRESIDIOIN_TL	\$3,456,250.00	1.0699%
SkillSoft Corporation - New Term Loan	SKILLSFT_NTL	\$2,540,518.23	0.7864%
SourceHOV LLC - First Lien Term B Loan	SOURCEHOV_FL	\$4,764,000.00	1.4747%
SourceHOV LLC - Second Lien Term Loan	SRCEHOV_SL	\$2,000,000.00	0.6191%
STG-Fairway Acquisitions Inc - First Lien Term Loan	FRSTADVCRP_FL	\$3,440,261.95	1.0649%
SumTotal Systems LLC - Second Lien Term Loan	SUMTOTLSYS_SL	\$11,250,000.00	3.4825%
	Services: Business Subtotal	\$46,671,155.18	14.4472%
Services: Consumer			
Edmentum Inc - First Lien Term Loan	EDMENTUM_FLTL	\$1,909,888.91	0.5912%
Jackson Hewitt Inc - Senior Secured Term Loan	JCKSNHWT_SSTL	\$8,936,405.55	2.7663%
	Services: Consumer Subtotal	\$10,846,294.46	3.3575%
Telecommunications			
Integra Telecom Holdings Inc - Term B Loan	INTGTLCMH_TBL	\$4,316,400.00	1.3362%
TeleGuam Holdings LLC - Second Lien Term Loan	TELEGUAMHD_SL	\$5,312,500.00	1.6445%
	Telecommunications Subtotal	\$9,628,900.00	2.9806%
Transportation: Cargo			
JHCI Acquisition Inc - First Lien Term Loan	JACOBSON_1TL	\$8,605,227.34	2.6638%
New Breed Inc - Term Loan	NEWBREDINC_TL	\$5,863,003.13	1.8149%
	Transportation: Cargo Subtotal	\$14,468,230.47	4.4787%
Utilities: Electric			

Security	Security ID	Principal Balance	% of APA
CRCI Holdings Inc - Delayed Draw Term Loan	CRCHOLDG_DDTL	\$1,687,500.00	0.5224%
CRCI Holdings Inc - Dollar Term Loan	CRCIHLDG_USTL	\$5,783,437.50	1.7903%
	Utilities: Electric Subtotal	\$7,470,937.50	2.3126%
	Grand Total	\$305,031,582.86	94.4232%

Portfolio Assets: S&P Industry Information

Security	Security ID	Principal Balance	% of APA
Automotive			
ASP HHI Acquisition Co Inc - Additional Term Loan	ASPHHIACQ_RTL	\$4,012,881.40	1.2422%
Grede II LLC - Term Loan	GREDEILLC_TL	\$1,979,272.45	0.6127%
Waupaca Foundry Inc - Tranche A-1 Loan	WAUPACFND_TA1	\$9,106,806.42	2.8190%
	Automotive Subtotal	\$15,098,960.28	4.6739%
Business equipment & services			
Compucom Systems Inc - Term Loan	COMPUCOMSY_TL	\$6,947,500.00	2.1506%
Dellek Inc - First Lien Term Loan	DELTEKINC_FL	\$4,591,875.00	1.4214%
Edmentum Inc - First Lien Term Loan	EDMENTUM_FLTL	\$1,909,888.91	0.5912%
GlobalLogic Holdings Inc - Term Loan	GLOBALLOGC_TL	\$7,680,750.00	2.3776%
Presidio Inc - Term Loan	PRESIDIOIN_TL	\$3,456,250.00	1.0699%
SkillSoft Corporation - New Term Loan	SKILLSFT_NTL	\$2,540,518.23	0.7864%
SourceHOV LLC - First Lien Term B Loan	SOURCEHOV_FL	\$4,764,000.00	1.4747%
SourceHOV LLC - Second Lien Term Loan	SRCEHOV_SL	\$2,000,000.00	0.6191%
STG-Fairway Acquisitions Inc - First Lien Term Loan	FRSTADVCRP_FL	\$3,440,261.95	1.0649%
SumTotal Systems LLC - Second Lien Term Loan	SUMTOTLSYS_SL	\$11,250,000.00	3.4825%
	Business equipment & services Subtotal	\$48,581,044.09	15.0384%
Cable & satellite television			
UniTek Global Services Inc - New Incremental Term Loan	UNITKGLB_NITL	\$2,948,630.87	0.9128%
UniTek Global Services Inc - New Incremental Term Loan PIK	UTKGSI_NITLPIK	\$0.00	0.0000%
	Cable & satellite television Subtotal	\$2,948,630.87	0.9128%
Chemicals & plastics			
Otter Products LLC - Term Loan	OTTERPRDCT_TL	\$7,909,282.05	2.4483%
	Chemicals & plastics Subtotal	\$7,909,282.05	2.4483%
Clothing/textiles			
Renfro Corporation - Tranche B Term Loan	RENFRO_TLB	\$2,640,000.00	0.8172%
	Clothing/textiles Subtotal	\$2,640,000.00	0.8172%
Containers & glass products			
Packaging Coordinators Inc - First Lien Term Loan B	PCKNGCOORD_FL	\$4,962,500.00	1.5362%
Technimark LLC - Initial Term Loan	TECHNIMRK_ITL	\$8,961,600.00	2.7741%
	Containers & glass products Subtotal	\$13,924,100.00	4.3102%
Electronics/electrical			
Attachmate Corporation - First Lien Term Loan	ATTCHMTE_FL	\$5,089,179.91	1.5754%
Attachmate Corporation - Second Lien Term Loan	ATCHMTECRP_SL	\$7,000,000.00	2.1669%
Help Systems Holdings Inc - First Lien Initial Term Loan	HELPSYS_TL	\$9,552,000.00	2.9568%
SafeNet Inc - First Lien Initial Term Loan	SAFENET_FL	\$9,500,000.00	2.9407%
Vision Solutions Inc - First Lien Term Loan	VISNSOLUT_TLB	\$3,657,835.13	1.1323%
Vision Solutions Inc - Second Lien Term Loan	VISNSOLT_SLTL	\$5,600,000.00	1.7335%
	Electronics/electrical Subtotal	\$40,399,015.04	12.5056%
Financial intermediaries			
Ascensus Inc - First Lien Initial Term Loan	ASCENSUS_FL	\$4,488,750.00	1.3895%
First American Payment Systems - First Lien Term Loan	1STAMRPYMT_FL	\$3,440,000.00	1.0649%

Security	Security ID	Principal Balance	% of APA
First American Payment Systems - Second Lien Term Loan	1STAMRPYMT_SL	\$5,600,000.00	1.7335%
First Data Corp - 2018B New Term Loan	1STDAT_18BNTL	\$480,952.38	0.1489%
First Data Corp - 2021 Extended USD Term Loan	FDATC_2021EXTL	\$9,050,721.38	2.8017%
Mercury Payment Systems LLC - Term Loan	MRCRYPYMT_TL	\$984,873.95	0.3049%
NAB Holdings LLC - Term Loan	NABHOLDNG_TL	\$3,078,166.66	0.9529%
Wall Street Systems Delaware Inc - First Lien Term Loan	WALSTSYSDE_FL	\$3,950,000.00	1.2227%
Financial intermediaries Subtotal		\$31,073,464.37	9.6189%
Health care			
Generic Drug Holdings Inc - Term B-1 Loan	GNRCDRGH_TB1L	\$3,473,750.00	1.0753%
Healogics Inc - First Lien Term B Loan	HEALOGICS_FL	\$3,300,000.00	1.0215%
Healogics Inc - Second Lien Term Loan	HEALOGICIN_SL	\$4,000,000.00	1.2382%
Health care Subtotal		\$10,773,750.00	3.3350%
Leisure goods/activities/movies			
Topps Company (The) - Term Loan	TOPSCOMPNY_TL	\$6,683,250.00	2.0688%
Leisure goods/activities/movies Subtotal		\$6,683,250.00	2.0688%
Lodging & casinos			
Travel Leaders Group LLC - Tranche B Term Loan	TRVLLEADR_TL	\$9,480,000.00	2.9346%
TravelCLICK Inc - First Lien Term B Loan	TRVLCCLK_FLTB	\$9,481,696.12	2.9351%
Lodging & casinos Subtotal		\$18,961,696.12	5.8696%
Publishing			
Arsloane Acquisition LLC - First Lien Tranche B Term Loan	ARSLOANE_TRB	\$9,552,000.00	2.9568%
iEnergizer Limited - Term Loan	IENERGZRLD_TL	\$7,400,000.00	2.2907%
Merrill Communications LLC - Term Loan	MERILCOM_TL	\$11,444,824.88	3.5428%
Volume Holdings Inc - Term Loan	VOLMEHLDIN_TL	\$4,000,000.00	1.2382%
Publishing Subtotal		\$32,396,824.88	10.0285%
Radio & Television			
SESAC Holdco II LLC - First Lien Term Loan	SESACHLDCO_FL	\$8,216,000.00	2.5433%
SESAC Holdco II LLC - Second Lien Term Loan	SESACHLDII_SL	\$2,000,000.00	0.6191%
Radio & Television Subtotal		\$10,216,000.00	3.1624%
Retailers (except food & drug)			
ABB Con-Cise Optical Group LLC - Term B-1 Loan	ABBCONCSE_TB1	\$6,600,000.00	2.0430%
Hoffmaster Group Inc - First Lien Term Loan	HOFFMSTRGP_TL	\$1,909,788.00	0.5912%
Jackson Hewitt Inc - Senior Secured Term Loan	JCKSNHWIT_SSTL	\$8,936,405.55	2.7663%
NexTag Inc - Term Loan	NEXTAGINC_TL	\$4,859,303.62	1.5042%
Sportsman's Warehouse Inc - First Out Term Loan	SPRTSMNW_FOTL	\$9,552,000.00	2.9568%
Retailers (except food & drug) Subtotal		\$31,857,497.17	9.8616%
Surface transport			
JHCI Acquisition Inc - First Lien Term Loan	JACOBSON_1TL	\$8,605,227.34	2.6638%
New Breed Inc - Term Loan	NEWBREDINC_TL	\$5,863,003.13	1.8149%
Surface transport Subtotal		\$14,468,230.47	4.4787%
Telecommunications			
Integra Telecom Holdings Inc - Term B Loan	INTGTLCMH_TBL	\$4,316,400.00	1.3362%
TeleGuam Holdings LLC - Second Lien Term Loan	TELEGUAMHD_SL	\$5,312,500.00	1.6445%
Telecommunications Subtotal		\$9,628,900.00	2.9806%

Security	Security ID	Principal Balance	% of APA
Utilities			
CRCI Holdings Inc - Delayed Draw Term Loan	CRCHOLDG_DDTL	\$1,687,500.00	0.5224%
CRCI Holdings Inc - Dollar Term Loan	CRCIHLDG_USTL	\$5,783,437.50	1.7903%
	Utilities Subtotal	\$7,470,937.50	2.3126%
	Grand Total	\$305,031,582.86	94.4232%

Portfolio Assets: Affiliated Issuers

Security	Security ID	Principal Balance	Moody's Region	Country	Moody's Country Rating	Sovereign	Moody's DP Rating	S&P Rating	Security Type
ABB Con-Cise Optical Group LLC									
ABB Con-Cise Optical Group LLC - Term B-1 Loan	ABBCONCSE_TB1	\$6,600,000.00		United States	Aaa	No	B2	B	Loan
ABB Con-Cise Optical Group LLC Subtotal		\$6,600,000.00							
Arsloane Acquisition LLC									
Arsloane Acquisition LLC - First Lien Tranche B Term Loan	ARSLOANE_TRB	\$9,552,000.00		United States	Aaa	No	B2	B+	Loan
Arsloane Acquisition LLC Subtotal		\$9,552,000.00							
Ascensus Inc									
Ascensus Inc - First Lien Initial Term Loan	ASCENSUS_FL	\$4,488,750.00		United States	Aaa	No	B2	B	Loan
Ascensus Inc Subtotal		\$4,488,750.00							
ASP HHI Acquisition Co Inc									
ASP HHI Acquisition Co Inc - Additional Term Loan	ASPHHIACQ_RTL	\$4,012,881.40		United States	Aaa	No	B2	B+	Loan
ASP HHI Acquisition Co Inc Subtotal		\$4,012,881.40							
Attachmate Corporation									
Attachmate Corporation - First Lien Term Loan	ATTCHMTE_FL	\$5,089,179.91		United States	Aaa	No	B2	B	Loan
Attachmate Corporation - Second Lien Term Loan	ATCHMTECRP_SL	\$7,000,000.00		United States	Aaa	No	B2	B	Loan
Attachmate Corporation Subtotal		\$12,089,179.91							
Compucom Systems Inc									
Compucom Systems Inc - Term Loan	COMPUCOMSY_TL	\$6,947,500.00		United States	Aaa	No	B2	B	Loan
Compucom Systems Inc Subtotal		\$6,947,500.00							
CRCI Holdings Inc									
CRCI Holdings Inc - Delayed Draw Term Loan	CRCHOLDG_DDTL	\$1,687,500.00		United States	Aaa	No	B3	***	Loan
CRCI Holdings Inc - Dollar Term Loan	CRCIHLDG_USTL	\$5,783,437.50		United States	Aaa	No	B3	***	Loan
CRCI Holdings Inc Subtotal		\$7,470,937.50							
Deltek Inc									
Deltek Inc - First Lien Term Loan	DELTEKINC_FL	\$4,591,875.00		United States	Aaa	No	B3	B	Loan
Deltek Inc Subtotal		\$4,591,875.00							
Edmentum Inc									
Edmentum Inc - First Lien Term Loan	EDMENTUM_FLTL	\$1,909,888.91		United States	Aaa	No	B2	B	Loan
Edmentum Inc Subtotal		\$1,909,888.91							
First American Payment Systems									
First American Payment Systems - First Lien Term Loan	1STAMRPYMT_FL	\$3,440,000.00		United States	Aaa	No	B2	B	Loan
First American Payment Systems - Second Lien Term Loan	1STAMRPYMT_SL	\$5,600,000.00		United States	Aaa	No	Caa1	B	Loan
First American Payment Systems Subtotal		\$9,040,000.00							
First Data Corp									
First Data Corp - 2018B New Term Loan	1STDAT_18BNTL	\$480,952.38		United States	Aaa	No	B3	B	Loan
First Data Corp - 2021 Extended USD Term Loan	FDATC_2021EXTL	\$9,050,721.38		United States	Aaa	No	B3	B	Loan

First Data Corp Subtotal		\$9,531,673.76							
Generic Drug Holdings Inc									
Generic Drug Holdings Inc - Term B-1 Loan	GNRCDRGH_TB1L	\$3,473,750.00	United States	Aaa	No	B2	B	Loan	
Generic Drug Holdings Inc Subtotal		\$3,473,750.00							
GlobalLogic Holdings Inc									
GlobalLogic Holdings Inc - Term Loan	GLOBALLOGC_TL	\$7,680,750.00	United States	Aaa	No	B3	B	Loan	
GlobalLogic Holdings Inc Subtotal		\$7,680,750.00							
Grede II LLC									
Grede II LLC - Term Loan	GREDEILLC_TL	\$1,979,272.45	United States	Aaa	No	B1	B+	Loan	
Grede II LLC Subtotal		\$1,979,272.45							
Healogics Inc									
Healogics Inc - First Lien Term B Loan	HEALOGICS_FL	\$3,300,000.00	United States	Aaa	No	B2	B	Loan	
Healogics Inc - Second Lien Term Loan	HEALOGICIN_SL	\$4,000,000.00	United States	Aaa	No	Caa1	B	Loan	
Healogics Inc Subtotal		\$7,300,000.00							
Help Systems Holdings Inc									
Help Systems Holdings Inc - First Lien Initial Term Loan	HELPSYS_TL	\$9,552,000.00	United States	Aaa	No	***	B	Loan	
Help Systems Holdings Inc Subtotal		\$9,552,000.00							
Hoffmaster Group Inc									
Hoffmaster Group Inc - First Lien Term Loan	HOFFMSTRGP_TL	\$1,909,788.00	United States	Aaa	No	B3	B	Loan	
Hoffmaster Group Inc Subtotal		\$1,909,788.00							
iEnergizer Limited									
iEnergizer Limited - Term Loan	IENERGZRLD_TL	\$7,400,000.00	United Kingdom		No	B2	B	Loan	
iEnergizer Limited Subtotal		\$7,400,000.00							
Integra Telecom Holdings Inc									
Integra Telecom Holdings Inc - Term B Loan	INTGTLCMH_TBL	\$4,316,400.00	United States	Aaa	No	B3	B+	Loan	
Integra Telecom Holdings Inc Subtotal		\$4,316,400.00							
Jackson Hewitt Inc									
Jackson Hewitt Inc - Senior Secured Term Loan	JCKSNHWT_SSTL	\$8,936,405.55	United States	Aaa	No	***	***	Loan	
Jackson Hewitt Inc Subtotal		\$8,936,405.55							
JHCI Acquisition Inc									
JHCI Acquisition Inc - First Lien Term Loan	JACOBSON_1TL	\$8,605,227.34	United States	Aaa	No	B3	B-	Loan	
JHCI Acquisition Inc Subtotal		\$8,605,227.34							
Mercury Payment Systems LLC									
Mercury Payment Systems LLC - Term Loan	MRCRYPYMT_TL	\$984,873.95	United States	Aaa	No	B1	B+	Loan	
Mercury Payment Systems LLC Subtotal		\$984,873.95							
Merrill Communications LLC									
Merrill Communications LLC - Term Loan	MERILCOM_TL	\$11,444,824.88	United States	Aaa	No	B3	B	Loan	
Merrill Communications LLC Subtotal		\$11,444,824.88							
NAB Holdings LLC									
NAB Holdings LLC - Term Loan	NABHOLDNG_TL	\$3,078,166.66	United States	Aaa	No	B1	BB-	Loan	

NAB Holdings LLC Subtotal		\$3,078,166.66							
New Breed Inc									
New Breed Inc - Term Loan	NEWBREDINC_TL	\$5,863,003.13	United States	Aaa	No	B2	B	Loan	
New Breed Inc Subtotal		\$5,863,003.13							
NexTag Inc									
NexTag Inc - Term Loan	NEXTAGINC_TL	\$4,859,303.62	United States	Aaa	No	Caa2	CCC	Loan	
NexTag Inc Subtotal		\$4,859,303.62							
Otter Products LLC									
Otter Products LLC - Term Loan	OTTERPRDCT_TL	\$7,909,282.05	United States	Aaa	No	B1	B+	Loan	
Otter Products LLC Subtotal		\$7,909,282.05							
Packaging Coordinators Inc									
Packaging Coordinators Inc - First Lien Term Loan B	PCKNGCOORD_FL	\$4,962,500.00	United States	Aaa	No	B3	***	Loan	
Packaging Coordinators Inc Subtotal		\$4,962,500.00							
Presidio Inc									
Presidio Inc - Term Loan	PRESIDIOIN_TL	\$3,456,250.00	United States	Aaa	No	B1	B+	Loan	
Presidio Inc Subtotal		\$3,456,250.00							
Renfro Corporation									
Renfro Corporation - Tranche B Term Loan	RENFRO_TLB	\$2,640,000.00	United States	Aaa	No	B2	B	Loan	
Renfro Corporation Subtotal		\$2,640,000.00							
SafeNet Inc									
SafeNet Inc - First Lien Initial Term Loan	SAFENET_FL	\$9,500,000.00	United States	Aaa	No	B2	B	Loan	
SafeNet Inc Subtotal		\$9,500,000.00							
SESAC Holdco II LLC									
SESAC Holdco II LLC - First Lien Term Loan	SESACHLDCO_FL	\$8,216,000.00	United States	Aaa	No	B2	B	Loan	
SESAC Holdco II LLC - Second Lien Term Loan	SESACHLDII_SL	\$2,000,000.00	United States	Aaa	No	Caa1	B	Loan	
SESAC Holdco II LLC Subtotal		\$10,216,000.00							
SkillSoft Corporation									
SkillSoft Corporation - New Term Loan	SKILLSFT_NTL	\$2,540,518.23	United States	Aaa	No	B2	B	Loan	
SkillSoft Corporation Subtotal		\$2,540,518.23							
SourceHOV LLC									
SourceHOV LLC - First Lien Term B Loan	SOURCEHOV_FL	\$4,764,000.00	United States	Aaa	No	B2	B	Loan	
SourceHOV LLC - Second Lien Term Loan	SRCEHOV_SL	\$2,000,000.00	United States	Aaa	No	Caa1	B	Loan	
SourceHOV LLC Subtotal		\$6,764,000.00							
Sportsman's Warehouse Inc									
Sportsman's Warehouse Inc - First Out Term Loan	SPRTSMNW_FOTL	\$9,552,000.00	United States	Aaa	No	B2	B	Loan	
Sportsman's Warehouse Inc Subtotal		\$9,552,000.00							
STG-Fairway Acquisitions Inc									
STG-Fairway Acquisitions Inc - First Lien Term Loan	FRSTADVCRP_FL	\$3,440,261.95	United States	Aaa	No	***	B	Loan	
STG-Fairway Acquisitions Inc Subtotal		\$3,440,261.95							
SumTotal Systems LLC									
SumTotal Systems LLC - Second Lien Term Loan	SUMTOTLSYS_SL	\$11,250,000.00	United States	Aaa	No	Caa1	B	Loan	

SumTotal Systems LLC Subtotal		\$11,250,000.00						
Technimark LLC								
Technimark LLC - Initial Term Loan	TECHNIMRK_ITL	\$8,961,600.00	United States	Aaa	No	***	***	Loan
Technimark LLC Subtotal		\$8,961,600.00						
TeleGuam Holdings LLC								
TeleGuam Holdings LLC - Second Lien Term Loan	TELEGUAMHD_SL	\$5,312,500.00	United States	Aaa	No	***	***	Loan
TeleGuam Holdings LLC Subtotal		\$5,312,500.00						
Topps Company (The)								
Topps Company (The) - Term Loan	TOPSCOMPNY_TL	\$6,683,250.00	United States	Aaa	No	B2	B	Loan
Topps Company (The) Subtotal		\$6,683,250.00						
Travel Leaders Group LLC								
Travel Leaders Group LLC - Tranche B Term Loan	TRVLEADR_TL	\$9,480,000.00	United States	Aaa	No	B2	B+	Loan
Travel Leaders Group LLC Subtotal		\$9,480,000.00						
TravelCLICK Inc								
TravelCLICK Inc - First Lien Term B Loan	TRVLCCLK_FLTB	\$9,481,696.12	United States	Aaa	No	B2	B	Loan
TravelCLICK Inc Subtotal		\$9,481,696.12						
UniTek Global Services Inc								
UniTek Global Services Inc - New Incremental Term Loan	UNITKGLB_NITL	\$2,948,630.87	United States	Aaa	No	Caa2	CCC-	Loan
UniTek Global Services Inc - New Incremental Term Loan PIK	UTKGSI_NITLPIK	\$0.00	United States	Aaa	No	Caa2	CCC-	Loan
UniTek Global Services Inc Subtotal		\$2,948,630.87						
Vision Solutions Inc								
Vision Solutions Inc - First Lien Term Loan	VISNSOLUT_TLB	\$3,657,835.13	United States	Aaa	No	B2	B+	Loan
Vision Solutions Inc - Second Lien Term Loan	VISNSOLT_SLTL	\$5,600,000.00	United States	Aaa	No	Caa1	B+	Loan
Vision Solutions Inc Subtotal		\$9,257,835.13						
Volume Holdings Inc								
Volume Holdings Inc - Term Loan	VOLMEHLDIN_TL	\$4,000,000.00	United States	Aaa	No	Caa1	B	Loan
Volume Holdings Inc Subtotal		\$4,000,000.00						
Wall Street Systems Delaware Inc								
Wall Street Systems Delaware Inc - First Lien Term Loan	WALSTSYSDE_FL	\$3,950,000.00	United States	Aaa	No	B3	B	Loan
Wall Street Systems Delaware Inc Subtotal		\$3,950,000.00						
Waupaca Foundry Inc								
Waupaca Foundry Inc - Tranche A-1 Loan	WAUPACFND_TA1	\$9,106,806.42	United States	Aaa	No	B1	B+	Loan
Waupaca Foundry Inc Subtotal		\$9,106,806.42						
Grand Total		\$305,031,582.86						

Portfolio Assets: Country Information

Region	Moody Country Rating	S&P Country Rating	Security	Asset Type	Security ID	Sovereign	Country Group	Principal Balance	% of APB
United Kingdom									
			iEnergizer Limited - Term Loan	Loan	IENERGZRLD_TL	No	Group I	\$7,400,000.00	2.4260%
United Kingdom Subtotal								\$7,400,000.00	2.4260%
United States									
Aaa	AA+		ABB Con-Cise Optical Group LLC - Term B-1 Loan	Loan	ABBCONCSE_TB1	No		\$6,600,000.00	2.1637%
Aaa	AA+		Arsloane Acquisition LLC - First Lien Tranche B Term Loan	Loan	ARSLOANE_TRB	No		\$9,552,000.00	3.1315%
Aaa	AA+		Ascensus Inc - First Lien Initial Term Loan	Loan	ASCENSUS_FL	No		\$4,488,750.00	1.4716%
Aaa	AA+		ASP HHI Acquisition Co Inc - Additional Term Loan	Loan	ASPHHIACQ_RTL	No		\$4,012,881.40	1.3156%
Aaa	AA+		Attachmate Corporation - First Lien Term Loan	Loan	ATTCHMTE_FL	No		\$5,089,179.91	1.6684%
Aaa	AA+		Attachmate Corporation - Second Lien Term Loan	Loan	ATCHMTECRP_SL	No		\$7,000,000.00	2.2948%
Aaa	AA+		Compucom Systems Inc - Term Loan	Loan	COMPUCOMSY_TL	No		\$6,947,500.00	2.2776%
Aaa	AA+		CRCI Holdings Inc - Delayed Draw Term Loan	Loan	CRCHOLDG_DDTL	No		\$1,687,500.00	0.5532%
Aaa	AA+		CRCI Holdings Inc - Dollar Term Loan	Loan	CRCIHLDG_USTL	No		\$5,783,437.50	1.8960%
Aaa	AA+		Deltek Inc - First Lien Term Loan	Loan	DELTEKINC_FL	No		\$4,591,875.00	1.5054%
Aaa	AA+		Edmentum Inc - First Lien Term Loan	Loan	EDMENTUM_FLTL	No		\$1,909,888.91	0.6261%
Aaa	AA+		First American Payment Systems - First Lien Term Loan	Loan	1STAMPYMT_FL	No		\$3,440,000.00	1.1278%
Aaa	AA+		First American Payment Systems - Second Lien Term Loan	Loan	1STAMPYMT_SL	No		\$5,600,000.00	1.8359%
Aaa	AA+		First Data Corp - 2018B New Term Loan	Loan	1STDAT_18BNL	No		\$480,952.38	0.1577%
Aaa	AA+		First Data Corp - 2021 Extended USD Term Loan	Loan	FDATC_2021EXTL	No		\$9,050,721.38	2.9671%
Aaa	AA+		Generic Drug Holdings Inc - Term B-1 Loan	Loan	GNRCDRGH_TB1L	No		\$3,473,750.00	1.1388%
Aaa	AA+		GlobalLogic Holdings Inc - Term Loan	Loan	GLOBALLOGC_TL	No		\$7,680,750.00	2.5180%
Aaa	AA+		Grede II LLC - Term Loan	Loan	GREDEILLC_TL	No		\$1,979,272.45	0.6489%
Aaa	AA+		Healogics Inc - First Lien Term B Loan	Loan	HEALOGICS_FL	No		\$3,300,000.00	1.0819%
Aaa	AA+		Healogics Inc - Second Lien Term Loan	Loan	HEALOGICIN_SL	No		\$4,000,000.00	1.3113%
Aaa	AA+		Help Systems Holdings Inc - First Lien Initial Term Loan	Loan	HELPSYS_TL	No		\$9,552,000.00	3.1315%
Aaa	AA+		Hoffmaster Group Inc - First Lien Term Loan	Loan	HOFFMSTRGP_TL	No		\$1,909,788.00	0.6261%
Aaa	AA+		Integra Telecom Holdings Inc - Term B Loan	Loan	INTGTLCMH_TBL	No		\$4,316,400.00	1.4151%
Aaa	AA+		Jackson Hewitt Inc - Senior Secured Term Loan	Loan	JCKSNHWT_SSTL	No		\$8,936,405.55	2.9297%
Aaa	AA+		JHCI Acquisition Inc - First Lien Term Loan	Loan	JACOBSON_1TL	No		\$8,605,227.34	2.8211%
Aaa	AA+		Mercury Payment Systems LLC - Term Loan	Loan	MRCRYPYMT_TL	No		\$984,873.95	0.3229%
Aaa	AA+		Merrill Communications LLC - Term Loan	Loan	MERILCOM_TL	No		\$11,444,824.88	3.7520%
Aaa	AA+		NAB Holdings LLC - Term Loan	Loan	NABHOLDNG_TL	No		\$3,078,166.66	1.0091%
Aaa	AA+		New Breed Inc - Term Loan	Loan	NEWBREDINC_TL	No		\$5,863,003.13	1.9221%
Aaa	AA+		NexTag Inc - Term Loan	Loan	NEXTAGINC_TL	No		\$4,859,303.62	1.5930%
Aaa	AA+		Otter Products LLC - Term Loan	Loan	OTTERPRDCT_TL	No		\$7,909,282.05	2.5929%
Aaa	AA+		Packaging Coordinators Inc - First Lien Term Loan B	Loan	PCKNGCOORD_FL	No		\$4,962,500.00	1.6269%
Aaa	AA+		Presidio Inc - Term Loan	Loan	PRESIDIOIN_TL	No		\$3,456,250.00	1.1331%
Aaa	AA+		Renfro Corporation - Tranche B Term Loan	Loan	RENFRO_TLB	No		\$2,640,000.00	0.8655%
Aaa	AA+		SafeNet Inc - First Lien Initial Term Loan	Loan	SAFENET_FL	No		\$9,500,000.00	3.1144%
Aaa	AA+		SESAC Holdco II LLC - First Lien Term Loan	Loan	SESACHLDCO_FL	No		\$8,216,000.00	2.6935%
Aaa	AA+		SESAC Holdco II LLC - Second Lien Term Loan	Loan	SESACHLDII_SL	No		\$2,000,000.00	0.6557%
Aaa	AA+		SkillSoft Corporation - New Term Loan	Loan	SKILLSFT_NTL	No		\$2,540,518.23	0.8329%
Aaa	AA+		SourceHOV LLC - First Lien Term B Loan	Loan	SOURCEHOV_FL	No		\$4,764,000.00	1.5618%
Aaa	AA+		SourceHOV LLC - Second Lien Term Loan	Loan	SRCEHOV_SL	No		\$2,000,000.00	0.6557%
Aaa	AA+		Sportsman's Warehouse Inc - First Out Term Loan	Loan	SPRTSMNW_FOTL	No		\$9,552,000.00	3.1315%
Aaa	AA+		STG-Fairway Acquisitions Inc - First Lien Term Loan	Loan	FRSTADVCRP_FL	No		\$3,440,261.95	1.1278%
Aaa	AA+		SumTotal Systems LLC - Second Lien Term Loan	Loan	SUMTOTLSYS_SL	No		\$11,250,000.00	3.6881%
Aaa	AA+		Technimark LLC - Initial Term Loan	Loan	TECHNIMRK_ITL	No		\$8,961,600.00	2.9379%

Region	Moody Country Rating	S&P Country Rating	Security	Asset Type	Security ID	Sovereign	Country Group	Principal Balance	% of APB
	Aaa	AA+	TeleGuam Holdings LLC - Second Lien Term Loan	Loan	TELEGUAMHD_SL	No		\$5,312,500.00	1.7416%
	Aaa	AA+	Topps Company (The) - Term Loan	Loan	TOPSCOMPNY_TL	No		\$6,683,250.00	2.1910%
	Aaa	AA+	Travel Leaders Group LLC - Tranche B Term Loan	Loan	TRVLLEADR_TL	No		\$9,480,000.00	3.1079%
	Aaa	AA+	TravelCLICK Inc - First Lien Term B Loan	Loan	TRVLCCLK_FLTB	No		\$9,481,696.12	3.1084%
	Aaa	AA+	UniTek Global Services Inc - New Incremental Term Loan	Loan	UNITKGLB_NITL	No		\$2,948,630.87	0.9667%
	Aaa	AA+	UniTek Global Services Inc - New Incremental Term Loan PIK	Loan	UTKGSI_NITLPK	No		\$0.00	0.0000%
	Aaa	AA+	Vision Solutions Inc - First Lien Term Loan	Loan	VISNSOLUT_TLB	No		\$3,657,835.13	1.1992%
	Aaa	AA+	Vision Solutions Inc - Second Lien Term Loan	Loan	VISNSOLT_SLTL	No		\$5,600,000.00	1.8359%
	Aaa	AA+	Volume Holdings Inc - Term Loan	Loan	VOLMEHLDIN_TL	No		\$4,000,000.00	1.3113%
	Aaa	AA+	Wall Street Systems Delaware Inc - First Lien Term Loan	Loan	WALSTSYSDE_FL	No		\$3,950,000.00	1.2949%
	Aaa	AA+	Waupaca Foundry Inc - Tranche A-1 Loan	Loan	WAUPACFND_TA1	No		\$9,106,806.42	2.9855%
							United States Subtotal	\$297,631,582.86	97.5740%
							Grand Total	\$305,031,582.86	100.0000%

Portfolio Assets: Discretionary Reason For Sale

Report Summary

**Discretionary Sale
Denominator**

\$160,967,453.61

Report Total

\$12,518,664.93

% of DSD

7.78%

Requirement

<= 20.00%

PASS

Issuer	Asset	Reason For Sale	Sale Date	Trade Amount
ABB Con-Cise Optical Group LLC	Retired - Term Loan	Discretionary	08-Jan-2013	\$1,500,000.00
CHS/Community Health Systems Inc	Retired Extended Term Loan	Discretionary	04-Apr-2013	\$5,000,000.00
Infor (US) Inc	Retired - Tranche B-2 Term Loan	Discretionary	11-Jul-2013	\$2,708,978.75
Orbitz Worldwide Inc	Retired - Tranche C Term Loan	Discretionary	09-Apr-2013	\$533,333.33
Rovi Solutions Corp	Tranche B-3 Loan	Discretionary	18-Apr-2013	\$2,776,352.85
Grand Total				\$12,518,664.93

Portfolio Assets: Moody's Rating via RiskCalc Application

As of Date	02-Apr-2014
Reinvestment End Date	25-Aug-2016
Collateral Principal Amount	\$323,047,326.70
20% of Collateral Principal Amount	\$64,609,465.34
Collateral Obligations with a Moody's Rating previously determined by Moody's RiskCalc	\$0.00
Collateral Obligations with a Moody's Rating determined by Moody's RiskCalc	\$0.00
Requirement	\$64,609,465.34
Result	PASS

No records matched the report criteria or there is no data available.

Portfolio Assets: S&P Rating Information

Security	Asset Type	Security Level	SP Rating Source	DIP Obligation	Current Pay Obligation	Distressed Exchange Offer	Principal Balance	Type	SP Security Rating	SP Corporate Rating	Rating Estimate - SP	S&P Rating BF CW	Credit Watch	S&P Rating AF CW
ABB Con-Cise Optical Group LLC - Term B-1 Loan	Loan	Senior Secured	Issuer Credit Rating	No	No	No	\$6,600,000.00		B	B		B		B
Arsloane Acquisition LLC - First Lien Tranche B Term Loan	Loan	Senior Secured	Issuer Credit Rating	No	No	No	\$9,552,000.00		B+	B+		B+		B+
Ascensus Inc - First Lien Initial Term Loan	Loan	Senior Secured	Issuer Credit Rating	No	No	No	\$4,488,750.00		B+	B		B		B
ASP HHI Acquisition Co Inc - Additional Term Loan	Loan	Senior Secured	Issuer Credit Rating	No	No	No	\$4,012,881.40		B+	B+		B+		B+
Attachmate Corporation - First Lien Term Loan	Loan	Senior Secured	Issuer Credit Rating	No	No	No	\$5,089,179.91		BB-	B	BB-	B		B
Attachmate Corporation - Second Lien Term Loan	Loan	Second Lien	Issuer Credit Rating	No	No	No	\$7,000,000.00		BB-	B	BB-	B		B
Compucom Systems Inc - Term Loan	Loan	Senior Secured	Issuer Credit Rating	No	No	No	\$6,947,500.00		B	B		B	NM	B
CRCI Holdings Inc - Delayed Draw Term Loan	Loan	Senior Secured	Rating Estimate	No	No	No	\$1,687,500.00	Per Clause (iii)(b)	***	***	***	***		***
CRCI Holdings Inc - Dollar Term Loan	Loan	Senior Secured	Rating Estimate	No	No	No	\$5,783,437.50	Per Clause (iii)(b)	***	***	***	***		***
Deltek Inc - First Lien Term Loan	Loan	Senior Secured	Issuer Credit Rating	No	No	No	\$4,591,875.00		B	B		B	NM	B
Edmentum Inc - First Lien Term Loan	Loan	Senior Secured	Issuer Credit Rating	No	No	No	\$1,909,888.91		BB-	B	B	B		B
First American Payment Systems - First Lien Term Loan	Loan	Senior Secured	Issuer Credit Rating	No	No	No	\$3,440,000.00		B	B		B		B
First American Payment Systems - Second Lien Term Loan	Loan	Second Lien	Issuer Credit Rating	No	No	No	\$5,600,000.00		CCC+	B	CCC+	B		B
First Data Corp - 2018B New Term Loan	Loan	Senior Secured	Issuer Credit Rating	No	No	No	\$480,952.38		B+	B		B		B
First Data Corp - 2021 Extended USD Term Loan	Loan	Senior Secured	Issuer Credit Rating	No	No	No	\$9,050,721.38		B	B		B		B
Generic Drug Holdings Inc - Term B-1 Loan	Loan	Senior Secured	Issuer Credit Rating	No	No	No	\$3,473,750.00		B	B		B		B
GlobalLogic Holdings Inc - Term Loan	Loan	Senior Secured	Issuer Credit Rating	No	No	No	\$7,680,750.00		B+	B	B	B		B
Grede II LLC - Term Loan	Loan	Senior Secured	Issuer Credit Rating	No	No	No	\$1,979,272.45			B+		B+		B+
Healogics Inc - First Lien Term B Loan	Loan	Senior Secured	Issuer Credit Rating	No	No	No	\$3,300,000.00		B	B		B		B
Healogics Inc - Second Lien Term Loan	Loan	Second Lien	Issuer Credit Rating	No	No	No	\$4,000,000.00		CCC+	B		B		B
Help Systems Holdings Inc - First Lien Initial Term Loan	Loan	Senior Secured	Rating Estimate	No	No	No	\$9,552,000.00				B	B		B
Hoffmaster Group Inc - First Lien Term Loan	Loan	Senior Secured	Issuer Credit Rating	No	No	No	\$1,909,788.00		B	B		B		B
iEnergizer Limited - Term Loan	Loan	Senior Secured	Issuer Credit Rating	No	No	No	\$7,400,000.00		B	B		B		B
Integra Telecom Holdings Inc - Term B Loan	Loan	Senior Secured	Issuer Credit Rating	No	No	No	\$4,316,400.00		B+	B+	B+	B+	NM	B+
Jackson Hewitt Inc - Senior Secured Term Loan	Loan	Senior Secured	Rating Estimate	No	No	No	\$8,936,405.55	Shadow	***	***	***	***		***
JHCI Acquisition Inc - First Lien Term Loan	Loan	Senior Secured	Issuer Credit Rating	No	No	No	\$8,605,227.34			B-		B-	NM	B-
Mercury Payment Systems LLC - Term Loan	Loan	Senior Secured	Issuer Credit Rating	No	No	No	\$984,873.95		BB-	B+		B+		B+
Merrill Communications LLC - Term Loan	Loan	Senior Secured	Issuer Credit Rating	No	No	No	\$11,444,824.88		B+	B		B	NM	B
NAB Holdings LLC - Term Loan	Loan	Senior Secured	Issuer Credit Rating	No	No	No	\$3,078,166.66		BB+	BB-		BB-		BB-
New Breed Inc - Term Loan	Loan	Senior Secured	Issuer Credit Rating	No	No	No	\$5,863,003.13		B	B		B		B
NexTag Inc - Term Loan	Loan	Senior Secured	Issuer Credit Rating	No	No	No	\$4,859,303.62		CCC	CCC	CCC	CCC	NM	CCC
Otter Products LLC - Term Loan	Loan	Senior Secured	Issuer Credit Rating	No	No	No	\$7,909,282.05		B+	B+		B+		B+
Packaging Coordinators Inc - First Lien Term Loan B	Loan	Senior Secured	Rating Estimate	No	No	No	\$4,962,500.00	Per Clause (iii)(b)	***	***	***	***		***
Presidio Inc - Term Loan	Loan	Senior Secured	Issuer Credit Rating	No	No	No	\$3,456,250.00		B+	B+		B+		B+
Renfro Corporation - Tranche B Term Loan	Loan	Senior Secured	Issuer Credit Rating	No	No	No	\$2,640,000.00		B	B		B	NM	B
SafeNet Inc - First Lien Initial Term Loan	Loan	Senior Secured	Issuer Credit Rating	No	No	No	\$9,500,000.00		B+	B	B	B	NM	B
SESAC Holdco II LLC - First Lien Term Loan	Loan	Senior Secured	Issuer Credit Rating	No	No	No	\$8,216,000.00		BB-	B	B	B		B
SESAC Holdco II LLC - Second Lien Term Loan	Loan	Second Lien	Issuer Credit Rating	No	No	No	\$2,000,000.00		CCC+	B		B		B
SkillSoft Corporation - New Term Loan	Loan	Senior Secured	Issuer Credit Rating	No	No	No	\$2,540,518.23		B+	B		B	NM	B
SourceHOV LLC - First Lien Term B Loan	Loan	Senior Secured	Issuer Credit Rating	No	No	No	\$4,764,000.00		B+	B		B		B
SourceHOV LLC - Second Lien Term Loan	Loan	Second Lien	Issuer Credit Rating	No	No	No	\$2,000,000.00		CCC+	B	CCC+	B		B
Sportsman's Warehouse Inc - First Out Term Loan	Loan	Senior Secured	Issuer Credit Rating	No	No	No	\$9,552,000.00		B	B		B		B
STG-Fairway Acquisitions Inc - First Lien Term Loan	Loan	Senior Secured	Issuer Credit Rating	No	No	No	\$3,440,261.95		B	B		B		B
SumTotal Systems LLC - Second Lien Term Loan	Loan	Second Lien	Issuer Credit Rating	No	No	No	\$11,250,000.00		CCC+	B	CCC+	B		B
Technimark LLC - Initial Term Loan	Loan	Senior Secured	Rating Estimate	No	No	No	\$8,961,600.00	Per Clause (iii)(b)	***	***	***	***		***
TeleGuam Holdings LLC - Second Lien Term Loan	Loan	Second Lien	Rating Estimate	No	No	No	\$5,312,500.00	Shadow	***	***	***	***		***
Topps Company (The) - Term Loan	Loan	Senior Secured	Issuer Credit Rating	No	No	No	\$6,883,250.00			B		B		B
Travel Leaders Group LLC - Tranche B Term Loan	Loan	Senior Secured	Issuer Credit Rating	No	No	No	\$9,480,000.00		BB-	B+	B+	B+		B+
TravelCLICK Inc - First Lien Term B Loan	Loan	Senior Secured	Issuer Credit Rating	No	No	No	\$9,481,696.12		B	B		B		B
UniTek Global Services Inc - New Incremental Term Loan	Loan	Senior Secured	Rating Estimate	No	No	No	\$2,948,630.87		NR	NR	CCC-	CCC-		CCC-
UniTek Global Services Inc - New Incremental Term Loan PIK	Loan	Senior Secured	Rating Estimate	No	No	No	\$0.00			NR	CCC-	CCC-		CCC-
Vision Solutions Inc - First Lien Term Loan	Loan	Senior Secured	Issuer Credit Rating	No	No	No	\$3,657,835.13		BB-	B+	B+	B+		B+
Vision Solutions Inc - Second Lien Term Loan	Loan	Second Lien	Issuer Credit Rating	No	No	No	\$5,600,000.00		B-	B+		B+		B+
Volume Holdings Inc - Term Loan	Loan	Senior Secured	Rating Estimate	No	No	No	\$4,000,000.00	Per Clause (iii)(b)			B	B		B
Wall Street Systems Delaware Inc - First Lien Term Loan	Loan	Senior Secured	Issuer Credit Rating	No	No	No	\$3,950,000.00		B	B		B		B
Waupaca Foundry Inc - Tranche A-1 Loan	Loan	Senior Secured	Issuer Credit Rating	No	No	No	\$9,106,806.42			B+		B+		B+

Grand Total \$305,031,582.86

Portfolio Assets: Weighted Average Rating Factor

Weighted Average Moody's Rating Factor

3275

Security	Security ID	Principal Balance	Moody's DP Rating	Rating Factor	Weight
ABB Con-Cise Optical Group LLC - Term B-1 Loan	ABBCONCSE_TB1	\$6,600,000.00	B2	2,720.00	\$17,952,000,000.00
Arsloane Acquisition LLC - First Lien Tranche B Term Loan	ARSLOANE_TRB	\$9,552,000.00	B2	2,720.00	\$25,981,440,000.00
Ascensus Inc - First Lien Initial Term Loan	ASCENSUS_FL	\$4,488,750.00	B2	2,720.00	\$12,209,400,000.00
ASP HHI Acquisition Co Inc - Additional Term Loan	ASPHHIACQ_RTL	\$4,012,881.40	B2	2,720.00	\$10,915,037,408.00
Attachmate Corporation - First Lien Term Loan	ATTCHMTE_FL	\$5,089,179.91	B2	2,720.00	\$13,842,569,355.20
Attachmate Corporation - Second Lien Term Loan	ATCHMTECRP_SL	\$7,000,000.00	B2	2,720.00	\$19,040,000,000.00
Compucom Systems Inc - Term Loan	COMPUCOMSY_TL	\$6,947,500.00	B2	2,720.00	\$18,897,200,000.00
CRCI Holdings Inc - Delayed Draw Term Loan	CRCHOLDG_DDTL	\$1,687,500.00	B3	3,490.00	\$5,889,375,000.00
CRCI Holdings Inc - Dollar Term Loan	CRCIHLDG_USTL	\$5,783,437.50	B3	3,490.00	\$20,184,196,875.00
Deltek Inc - First Lien Term Loan	DELTEKINC_FL	\$4,591,875.00	B3	3,490.00	\$16,025,643,750.00
Edmentum Inc - First Lien Term Loan	EDMENTUM_FLTL	\$1,909,888.91	B2	2,720.00	\$5,194,897,835.20
First American Payment Systems - First Lien Term Loan	1STAMRPYMT_FL	\$3,440,000.00	B2	2,720.00	\$9,356,800,000.00
First American Payment Systems - Second Lien Term Loan	1STAMRPYMT_SL	\$5,600,000.00	Caa1	4,770.00	\$26,712,000,000.00
First Data Corp - 2018B New Term Loan	1STDAT_18BNTL	\$480,952.38	B3	3,490.00	\$1,678,523,806.20
First Data Corp - 2021 Extended USD Term Loan	FDATC_2021EXTL	\$9,050,721.38	B3	3,490.00	\$31,587,017,616.20
Generic Drug Holdings Inc - Term B-1 Loan	GNRCDRGH_TB1L	\$3,473,750.00	B2	2,720.00	\$9,448,600,000.00
GlobalLogic Holdings Inc - Term Loan	GLOBALLOGC_TL	\$7,680,750.00	B3	3,490.00	\$26,805,817,500.00
Grede II LLC - Term Loan	GREDEILLC_TL	\$1,979,272.45	B1	2,220.00	\$4,393,984,839.00
Healogics Inc - First Lien Term B Loan	HEALOGICS_FL	\$3,300,000.00	B2	2,720.00	\$8,976,000,000.00
Healogics Inc - Second Lien Term Loan	HEALOGICIN_SL	\$4,000,000.00	Caa1	4,770.00	\$19,080,000,000.00
Help Systems Holdings Inc - First Lien Initial Term Loan	HELPSYS_TL	\$9,552,000.00	***	***	***
Hoffmaster Group Inc - First Lien Term Loan	HOFFMSTRGP_TL	\$1,909,788.00	B3	3,490.00	\$6,665,160,120.00
iEnergizer Limited - Term Loan	IENERGZRLD_TL	\$7,400,000.00	B2	2,720.00	\$20,128,000,000.00
Integra Telecom Holdings Inc - Term B Loan	INTGTLCMH_TBL	\$4,316,400.00	B3	3,490.00	\$15,064,236,000.00
Jackson Hewitt Inc - Senior Secured Term Loan	JCKSNHWT_SSTL	\$8,936,405.55	***	***	***
JHCI Acquisition Inc - First Lien Term Loan	JACOBSON_1TL	\$8,605,227.34	B3	3,490.00	\$30,032,243,416.60
Mercury Payment Systems LLC - Term Loan	MRCRYPYMT_TL	\$984,873.95	B1	2,220.00	\$2,186,420,169.00
Merrill Communications LLC - Term Loan	MERILCOM_TL	\$11,444,824.88	B3	3,490.00	\$39,942,438,831.20
NAB Holdings LLC - Term Loan	NABHOLDNG_TL	\$3,078,166.66	B1	2,220.00	\$6,833,529,985.20
New Breed Inc - Term Loan	NEWBREDINC_TL	\$5,863,003.13	B2	2,720.00	\$15,947,368,513.60
NexTag Inc - Term Loan	NEXTAGINC_TL	\$4,859,303.62	Caa2	6,500.00	\$31,585,473,530.00
Otter Products LLC - Term Loan	OTTERPRDCT_TL	\$7,909,282.05	B1	2,220.00	\$17,558,606,151.00
Packaging Coordinators Inc - First Lien Term Loan B	PCKNGCOORD_FL	\$4,962,500.00	B3	3,490.00	\$17,319,125,000.00
Presidio Inc - Term Loan	PRESIDIOIN_TL	\$3,456,250.00	B1	2,220.00	\$7,672,875,000.00
Renfro Corporation - Tranche B Term Loan	RENFRO_TLB	\$2,640,000.00	B2	2,720.00	\$7,180,800,000.00
SafeNet Inc - First Lien Initial Term Loan	SAFENET_FL	\$9,500,000.00	B2	2,720.00	\$25,840,000,000.00
SESAC Holdco II LLC - First Lien Term Loan	SESACHLDCCO_FL	\$8,216,000.00	B2	2,720.00	\$22,347,520,000.00
SESAC Holdco II LLC - Second Lien Term Loan	SESACHLDII_SL	\$2,000,000.00	Caa1	4,770.00	\$9,540,000,000.00
SkillSoft Corporation - New Term Loan	SKILLSFT_NTL	\$2,540,518.23	B2	2,720.00	\$6,910,209,585.60
SourceHOV LLC - First Lien Term B Loan	SOURCEHOV_FL	\$4,764,000.00	B2	2,720.00	\$12,958,080,000.00
SourceHOV LLC - Second Lien Term Loan	SRCEHOV_SL	\$2,000,000.00	Caa1	4,770.00	\$9,540,000,000.00
Sportsman's Warehouse Inc - First Out Term Loan	SPRTSMNW_FOTL	\$9,552,000.00	B2	2,720.00	\$25,981,440,000.00
STG-Fairway Acquisitions Inc - First Lien Term Loan	FRSTADVCRP_FL	\$3,440,261.95	***	***	***
SumTotal Systems LLC - Second Lien Term Loan	SUMTOTLSYS_SL	\$11,250,000.00	Caa1	4,770.00	\$53,662,500,000.00
Technimark LLC - Initial Term Loan	TECHNIMRK_ITL	\$8,961,600.00	***	***	***
TeleGuam Holdings LLC - Second Lien Term Loan	TELEGUAMHD_SL	\$5,312,500.00	***	***	***
Tops Company (The) - Term Loan	TOPSCOMPNY_TL	\$6,683,250.00	B2	2,720.00	\$18,178,440,000.00
Travel Leaders Group LLC - Tranche B Term Loan	TRVLLEADR_TL	\$9,480,000.00	B2	2,720.00	\$25,785,600,000.00

Security	Security ID	Principal Balance	Moody's DP Rating	Rating Factor	Weight
TravelCLICK Inc - First Lien Term B Loan	TRVLCCLK_FLTB	\$9,481,696.12	B2	2,720.00	\$25,790,213,446.40
UniTek Global Services Inc - New Incremental Term Loan	UNITKGLB_NITL	\$2,948,630.87	Caa2	6,500.00	\$19,166,100,655.00
UniTek Global Services Inc - New Incremental Term Loan PIK	UTKGSI_NITLPK	\$0.00	Caa2	6,500.00	\$0.00
Vision Solutions Inc - First Lien Term Loan	VISNSOLUT_TLB	\$3,657,835.13	B2	2,720.00	\$9,949,311,553.60
Vision Solutions Inc - Second Lien Term Loan	VISNSOLT_SLTL	\$5,600,000.00	Caa1	4,770.00	\$26,712,000,000.00
Volume Holdings Inc - Term Loan	VOLMEHLDIN_TL	\$4,000,000.00	Caa1	4,770.00	\$19,080,000,000.00
Wall Street Systems Delaware Inc - First Lien Term Loan	WALSTSYSDE_FL	\$3,950,000.00	B3	3,490.00	\$13,785,500,000.00
Waupaca Foundry Inc - Tranche A-1 Loan	WAUPACFND_TA1	\$9,106,806.42	B1	2,220.00	\$20,217,110,252.40
	Grand Total	\$305,031,582.86			\$998,929,542,169.40

Portfolio Assets: Section 5.1 (g)

Collateral		
Aggregate Principal Balance of Collateral Obligations (Excluding Defaults)	\$300,172,279.24	
Plus:		
Principal Proceeds	\$18,015,743.84	
Collateral Principal Amount		\$318,188,023.08
Plus:		
Market Value of Defaulted Obligations	\$1,943,721.45	
Numerator		\$320,131,744.53
Aggregate Outstanding Amount Class A-1 Notes		\$176,000,000.00
Outcome:		181.9%
Requirement		>= 100.0%

Moody's Counterparty Criteria: Aggregate Participation Interest with Selling Institutions Rated <= Aaa

Report Summary	Collateral Principal Amount Excl Def	Report Total	% of CPADef	Requirement	
	\$318,188,023.08	\$0.00	0.0%	<= 20.0%	PASS

No records matched the report criteria or there is no data available.

Moody's Counterparty Criteria: Aggregate Participation Interest with Selling Institutions Rated <= Aa1

Report Summary	Collateral Principal Amount Excl Def	Report Total	% of CPADef	Requirement	
	\$318,188,023.08	\$0.00	0.0%	<= 20.0%	PASS

No records matched the report criteria or there is no data available.

Moody's Counterparty Criteria: Aggregate Participation Interest with Selling Institutions Rated <= Aa2

Report Summary

Collateral Principal
Amount Excl Def

\$318,188,023.08

Report Total

\$0.00

% of CPADef

0.0%

Requirement

<= 20.0%

PASS

No records matched the report criteria or there is no data available.

Moody's Counterparty Criteria: Aggregate Participation Interest with Selling Institutions Rated <= Aa3

Report Summary	Collateral Principal Amount Excl Def	Report Total	% of CPADef	Requirement	
	\$318,188,023.08	\$0.00	0.0%	<= 20.0%	PASS

No records matched the report criteria or there is no data available.

Moody's Counterparty Criteria: Aggregate Participation Interest with Selling Institutions Rated <= A1 and P1

Report Summary	Collateral Principal Amount Excl Def	Report Total	% of CPADef	Requirement	
	\$318,188,023.08	\$0.00	0.0%	<= 12.5%	PASS

No records matched the report criteria or there is no data available.

Moody's Counterparty Criteria: Aggregate Participation Interest with Selling Institutions Rated <= A2

Report Summary	Collateral Principal Amount Excl Def	Report Total	% of CPADef	Requirement	
	\$318,188,023.08	\$0.00	0.0%	<= 0.0%	PASS

No records matched the report criteria or there is no data available.

Moody's Counterparty Criteria: Aggregate Participation Interest with Selling Institutions Rated <= A2 and P1

Report Summary	Collateral Principal Amount Excl Def	Report Total	% of CPADef	Requirement	
	\$318,188,023.08	\$0.00	0.0%	<= 7.5%	PASS

No records matched the report criteria or there is no data available.

Moody's Counterparty Criteria: Individual Participation Interest with Selling Institutions Rated <= Aaa

Report Summary

Collateral Principal
Amount Excl Def

\$318,188,023.08

Report Total

\$0.00

% of CPADef

0.0%

Requirement

<= 20.0%

PASS

No records matched the report criteria or there is no data available.

Moody's Counterparty Criteria: Individual Participation Interest with Selling Institutions Rated <= Aa1

Report Summary

Collateral Principal
Amount Excl Def

\$318,188,023.08

Report Total

\$0.00

% of CPADef

0.0%

Requirement

<= 20.0%

PASS

No records matched the report criteria or there is no data available.

Moody's Counterparty Criteria: Individual Participation Interest with Selling Institutions Rated <= Aa2

Report Summary	Collateral Principal Amount Excl Def	Report Total	% of CPADef	Requirement	
	\$318,188,023.08	\$0.00	0.0%	<= 20.0%	PASS

No records matched the report criteria or there is no data available.

Moody's Counterparty Criteria: Individual Participation Interest with Selling Institutions Rated <= Aa3

Report Summary	Collateral Principal Amount Excl Def	Report Total	% of CPADef	Requirement	
	\$318,188,023.08	\$0.00	0.0%	<= 15.0%	PASS

No records matched the report criteria or there is no data available.

Moody's Counterparty Criteria: Individual Participation Interest with Selling Institutions Rated <= A1 and P1

Report Summary	Collateral Principal Amount Excl Def	Report Total	% of CPADef	Requirement	
	\$318,188,023.08	\$0.00	0.0%	<= 10.0%	PASS

No records matched the report criteria or there is no data available.

Moody's Counterparty Criteria: Individual Participation Interest with Selling Institutions Rated <= A2

Report Summary	Collateral Principal Amount Excl Def	Report Total	% of CPADef	Requirement	
	\$318,188,023.08	\$0.00	0.0%	<= 0.0%	PASS

No records matched the report criteria or there is no data available.

Moody's Counterparty Criteria: Individual Participation Interest with Selling Institutions Rated <= A2 and P1

Report Summary	Collateral Principal Amount Excl Def	Report Total	% of CPADef	Requirement	
	\$318,188,023.08	\$0.00	0.0%	<= 5.0%	PASS

No records matched the report criteria or there is no data available.

Portfolio Assets: Cashflow Summary

Security	Transaction Type	Security ID	Transaction Date	Transaction Amount	Account Balance
TICC CLO 2012-1 LLC - Expense Reserve Account					
	Beginning Balance		05-Mar-2014	\$0.01	\$0.01
TICC CLO 2012-1 LLC - Expense Reserve Account Subtotal				\$0.01	
TICC CLO 2012-1 LLC - Interest Collection Account					
	Beginning Balance		05-Mar-2014	\$1,493,093.66	\$1,493,093.66
MModal Inc - Term B Loan	ClearPar Subtrade Fee	MMODAL_BTL	05-Mar-2014	(\$19.00)	\$1,493,074.66
ABB Con-Cise Optical Group LLC - Term B-1 Loan	LIBOR Interest	ABBCONCSE_TB1	10-Mar-2014	\$17,355.49	\$1,510,430.16
Jackson Hewitt Inc - Senior Secured Term Loan	LIBOR Interest	JCKSNHWT_SSTL	10-Mar-2014	\$7,004.61	\$1,517,434.77
First American Payment Systems - First Lien Term Loan	LIBOR Interest	1STAMPYMT_FL	11-Mar-2014	\$182.72	\$1,517,617.49
National Vision Inc - Term Loan	LIBOR Interest	NTLVISN_TL	11-Mar-2014	\$24,225.19	\$1,541,842.67
CRCI Holdings Inc - Dollar Term Loan	LIBOR Interest	CRCIHLDG_USTL	12-Mar-2014	\$181.64	\$1,542,024.31
CRCI Holdings Inc - Dollar Term Loan	LIBOR Interest	CRCIHLDG_USTL	12-Mar-2014	\$72,292.97	\$1,614,317.28
SafeNet Inc - First Lien Initial Term Loan	ClearPar Subtrade Fee	SAFENET_FL	12-Mar-2014	(\$19.00)	\$1,614,298.28
Grede II LLC - Term Loan	LIBOR Interest	GREDEILLC_TL	13-Mar-2014	\$697.39	\$1,614,995.68
National Vision Inc - Term Loan	Prime Interest	NTLVISN_TL	13-Mar-2014	\$1,706.67	\$1,616,702.34
SESAC Holdco II LLC - First Lien Term Loan	LIBOR Interest	SESACHLDLCO_FL	14-Mar-2014	\$32,032.00	\$1,648,734.34
SESAC Holdco II LLC - Second Lien Term Loan	LIBOR Interest	SESACHLDII_SL	14-Mar-2014	\$15,555.56	\$1,664,289.90
JHCI Acquisition Inc - First Lien Term Loan	LIBOR Interest	JACOBSON_1TL	17-Mar-2014	\$45,295.57	\$1,709,585.47
Packaging Coordinators Inc - First Lien Term Loan B	LIBOR Interest	PCKNGCOORD_FL	17-Mar-2014	\$69,166.32	\$1,778,751.79
Grede II LLC - Term Loan	LIBOR Interest	GREDEILLC_TL	18-Mar-2014	\$2,324.65	\$1,781,076.44
Volume Holdings Inc - Term Loan	LIBOR Interest	VOLMEHLDIN_TL	19-Mar-2014	\$4,083.33	\$1,785,159.77
First American Payment Systems - First Lien Term Loan	LIBOR Interest	1STAMPYMT_FL	20-Mar-2014	\$153.33	\$1,785,313.10
Grede II LLC - Term Loan	LIBOR Interest	GREDEILLC_TL	21-Mar-2014	\$1,720.24	\$1,787,033.34
Attachmate Corporation - First Lien Term Loan	LIBOR Interest	ATTCHMTE_FL	24-Mar-2014	\$1,584.60	\$1,788,617.94
First Data Corp - 2018B New Term Loan	LIBOR Interest	1STDAT_18BNTL	24-Mar-2014	\$1,554.46	\$1,790,172.40
First Data Corp - 2021 Extended USD Term Loan	LIBOR Interest	FDATC_2021EXTL	24-Mar-2014	\$29,252.43	\$1,819,424.84
Hoffmaster Group Inc - First Lien Term Loan	LIBOR Interest	HOFFMSTRGP_TL	24-Mar-2014	\$4,299.13	\$1,823,723.96
MModal Inc - Term B Loan	ClearPar Subtrade Fee	MMODAL_BTL	24-Mar-2014	(\$19.00)	\$1,823,704.96
Presidio Inc - Retired - New Term Loan	LIBOR Interest	PRESIDIO_FLTL	26-Mar-2014	\$14,353.04	\$1,838,058.00
Volume Holdings Inc - Term Loan	LIBOR Interest	VOLMEHLDIN_TL	26-Mar-2014	\$4,083.33	\$1,842,141.34
Grede II LLC - Term Loan	Prime Interest	GREDEILLC_TL	28-Mar-2014	\$59.23	\$1,842,200.57
TravelCLICK Inc - First Lien Term B Loan	Delayed Compensation	TRVLCLCK_FLTB	28-Mar-2014	\$376.13	\$1,842,576.70
TravelCLICK Inc - First Lien Term B Loan	Cost of Carry	TRVLCLCK_FLTB	28-Mar-2014	(\$10.16)	\$1,842,566.54
TravelCLICK Inc - First Lien Term B Loan	ClearPar Subtrade Fee	TRVLCLCK_FLTB	28-Mar-2014	(\$19.00)	\$1,842,547.54
ABB Con-Cise Optical Group LLC - Term B-1 Loan	Prime Interest	ABBCONCSE_TB1	31-Mar-2014	\$55.14	\$1,842,602.67
Ascensus Inc - First Lien Initial Term Loan	LIBOR Interest	ASCENSUS_FL	31-Mar-2014	\$17,500.00	\$1,860,102.67
ASP HHI Acquisition Co Inc - Additional Term Loan	LIBOR Interest	ASPHHIACQ_RTL	31-Mar-2014	\$50,287.37	\$1,910,390.04
Compucom Systems Inc - Term Loan	LIBOR Interest	COMPUCOMSY_TL	31-Mar-2014	\$25,489.97	\$1,935,880.01
CRCI Holdings Inc - Delayed Draw Term Loan	Accrued Unfunded Fee	CRCHOLDG_DDTL	31-Mar-2014	\$5,273.44	\$1,941,153.44
Deltec Inc - First Lien Term Loan	LIBOR Interest	DELTEKINC_FL	31-Mar-2014	\$107.53	\$1,941,260.98
Deltec Inc - First Lien Term Loan	LIBOR Interest	DELTEKINC_FL	31-Mar-2014	\$1,890.64	\$1,943,151.62
Edmentum Inc - First Lien Term Loan	LIBOR Interest	EDMENTUM_FLTL	31-Mar-2014	\$26,326.95	\$1,969,478.57
First American Payment Systems - First Lien Term Loan	LIBOR Interest	1STAMPYMT_FL	31-Mar-2014	\$17,032.78	\$1,986,511.35
First American Payment Systems - Second Lien Term Loan	LIBOR Interest	1STAMPYMT_SL	31-Mar-2014	\$15,838.89	\$2,038,350.24
Grede II LLC - Term Loan	LIBOR Interest	GREDEILLC_TL	31-Mar-2014	\$2,573.72	\$2,040,923.96
Healogics Inc - First Lien Term B Loan	LIBOR Interest	HEALOGICS_FL	31-Mar-2014	\$43,421.88	\$2,084,345.83
Healogics Inc - Second Lien Term Loan	LIBOR Interest	HEALOGICIN_SL	31-Mar-2014	\$92,500.00	\$2,176,845.83
Help Systems Holdings Inc - First Lien Initial Term Loan	LIBOR Interest	HELPSYS_TL	31-Mar-2014	\$131,670.00	\$2,308,515.83
iEnergizer Limited - Term Loan	LIBOR Interest	IENERGZRLD_TL	31-Mar-2014	\$137,750.00	\$2,446,265.83

Security	Transaction Type	Security ID	Transaction Date	Transaction Amount	Account Balance
Integra Telecom Holdings Inc - Term B Loan	LIBOR Interest	INTGTLCMH_TBL	31-Mar-2014	\$28,183.31	\$2,474,449.14
JHCI Acquisition Inc - First Lien Term Loan	Prime Interest	JACOBSON_1TL	31-Mar-2014	\$69.04	\$2,474,518.19
Mercury Payment Systems LLC - Term Loan	LIBOR Interest	MRCRYPYMT_TL	31-Mar-2014	\$103.99	\$2,474,622.18
Merrill Communications LLC - Term Loan	LIBOR Interest	MERILCOM_TL	31-Mar-2014	\$61,436.46	\$2,536,058.63
NAB Holdings LLC - Term Loan	LIBOR Interest	NABHOLDNG_TL	31-Mar-2014	\$6,277.76	\$2,542,336.40
New Breed Inc - Term Loan	LIBOR Interest	NEWBREDINC_TL	31-Mar-2014	\$5,000.95	\$2,547,337.34
Presidio Inc - Term Loan	LIBOR Interest	PRESIDIOIN_TL	31-Mar-2014	\$2,400.17	\$2,549,737.52
SESAC Holdco II LLC - First Lien Term Loan	Prime Interest	SESACHLDLCO_FL	31-Mar-2014	\$60.55	\$2,549,798.06
SkillSoft Corporation - New Term Loan	LIBOR Interest	SKILLSFT_NTL	31-Mar-2014	\$31,845.50	\$2,581,643.57
SourceHOV LLC - First Lien Term B Loan	LIBOR Interest	SOURCEHOV_FL	31-Mar-2014	\$21,591.50	\$2,603,235.07
SourceHOV LLC - Second Lien Term Loan	LIBOR Interest	SRCEHOV_SL	31-Mar-2014	\$15,069.44	\$2,618,304.51
STG-Fairway Acquisitions Inc - First Lien Term Loan	LIBOR Interest	FRSTADVCRP_FL	31-Mar-2014	\$46.72	\$2,618,351.23
Technimark LLC - Initial Term Loan	LIBOR Interest	TECHNIMRK_ITL	31-Mar-2014	\$123,222.00	\$2,741,573.23
TeleGuam Holdings LLC - Second Lien Term Loan	LIBOR Interest	TELEGUAMHD_SL	31-Mar-2014	\$116,210.94	\$2,857,784.17
Topps Company (The) - Term Loan	LIBOR Interest	TOPSCOMPNY_TL	31-Mar-2014	\$121,437.50	\$2,979,221.67
Travel Leaders Group LLC - Tranche B Term Loan	LIBOR Interest	TRVLLEADR_TL	31-Mar-2014	\$168,000.00	\$3,147,221.67
TravelCLICK Inc - First Lien Term B Loan	LIBOR Interest	TRVLCLCK_FLTB	31-Mar-2014	\$36,497.74	\$3,183,719.41
UniTek Global Services Inc - New Incremental Term Loan PIK	LIBOR Interest	UTKGSI_NITLPK	31-Mar-2014	\$3,337.26	\$3,187,056.67
UniTek Global Services Inc - New Incremental Term Loan	offset pik	UNITKGLB_NITL	31-Mar-2014	(\$11,072.14)	\$3,175,984.53
UniTek Global Services Inc - New Incremental Term Loan	LIBOR Interest	UNITKGLB_NITL	31-Mar-2014	\$38,183.36	\$3,214,167.88
Vision Solutions Inc - First Lien Term Loan	LIBOR Interest	VISNSOLUT_TLB	31-Mar-2014	\$18,898.81	\$3,233,066.70
Vision Solutions Inc - Second Lien Term Loan	LIBOR Interest	VISNSOLT_SLTL	31-Mar-2014	\$45,811.11	\$3,278,877.81
Wall Street Systems Delaware Inc - First Lien Term Loan	LIBOR Interest	WALSTSYSDE_FL	31-Mar-2014	\$56,925.00	\$3,335,802.81
	Reinvestment Income		01-Apr-2014	\$191.88	\$3,335,994.69
	Reinvestment Income		01-Apr-2014	\$14.33	\$3,336,009.02
Arsloane Acquisition LLC - First Lien Tranche B Term Loan	LIBOR Interest	ARSLOANE_TRB	01-Apr-2014	\$177,550.00	\$3,513,559.02
Generic Drug Holdings Inc - Term B-1 Loan	LIBOR Interest	GNRCDRGH_TB1L	01-Apr-2014	\$44,014.93	\$3,557,573.95
Packaging Coordinators Inc - First Lien Term Loan B	Prime Interest	PCKNGCOORD_FL	01-Apr-2014	\$33.39	\$3,557,607.34
Waupaca Foundry Inc - Tranche A-1 Loan	LIBOR Interest	WAUPACFND_TA1	01-Apr-2014	\$10,800.09	\$3,568,407.42
Volume Holdings Inc - Term Loan	LIBOR Interest	VOLMEHLDIN_TL	02-Apr-2014	\$4,083.33	\$3,572,490.76
TICC CLO 2012-1 LLC - Interest Collection Account Subtotal				\$3,572,490.76	

TICC CLO 2012-1 LLC - Payment Account

Beginning Balance	05-Mar-2014	\$0.00	\$0.00
-------------------	-------------	--------	--------

TICC CLO 2012-1 LLC - Payment Account Subtotal \$0.00

TICC CLO 2012-1 LLC - Principal Collection Account

Beginning Balance	05-Mar-2014	\$26,188,257.56	\$26,188,257.56		
MModal Inc - Term B Loan	Upfront Fee (Sale)	MMODAL_BTL	05-Mar-2014	(\$252,000.00)	\$25,936,257.56
MModal Inc - Term B Loan	Principal (Sale)	MMODAL_BTL	05-Mar-2014	\$1,200,000.00	\$27,136,257.56
Jackson Hewitt Inc - Senior Secured Term Loan	LIBOR Paydown	JCKSNHWT_SSTL	10-Mar-2014	\$663,594.45	\$27,799,852.01
First American Payment Systems - First Lien Term Loan	LIBOR Paydown	1STAMPYMT_FL	11-Mar-2014	\$104,000.00	\$27,903,852.01
CRCI Holdings Inc - Dollar Term Loan	LIBOR Paydown	CRCIHDG_USTL	12-Mar-2014	\$14,531.25	\$27,918,383.26
SafeNet Inc - First Lien Initial Term Loan	Upfront Fee (Buy)	SAFENET_FL	12-Mar-2014	\$95,000.00	\$28,013,383.26
SafeNet Inc - First Lien Initial Term Loan	Principal (Buy)	SAFENET_FL	12-Mar-2014	(\$9,500,000.00)	\$18,513,383.26
Volume Holdings Inc - Term Loan	Upfront Fee (Buy)	VOLMEHLDIN_TL	12-Mar-2014	\$40,000.00	\$18,553,383.26
Volume Holdings Inc - Term Loan	Principal (Buy)	VOLMEHLDIN_TL	12-Mar-2014	(\$4,000,000.00)	\$14,553,383.26
National Vision Inc - Term Loan	Prime Paydown	NTLVISN_TL	13-Mar-2014	\$3,893,333.33	\$18,446,716.60
First American Payment Systems - First Lien Term Loan	LIBOR Paydown	1STAMPYMT_FL	20-Mar-2014	\$48,000.00	\$18,494,716.60
MModal Inc - Term B Loan	Upfront Fee (Sale)	MMODAL_BTL	24-Mar-2014	(\$354,157.30)	\$18,140,559.29
MModal Inc - Term B Loan	Principal (Sale)	MMODAL_BTL	24-Mar-2014	\$1,416,629.21	\$19,557,188.51
Presidio Inc - Retired - New Term Loan	Principal (Sale)	PRESIDIO_FLTL	26-Mar-2014	\$3,456,250.00	\$23,013,438.51
Presidio Inc - Term Loan	Principal (Buy)	PRESIDIOIN_TL	26-Mar-2014	(\$3,456,250.00)	\$19,557,188.51
Grede II LLC - Term Loan	Prime Paydown	GREDEILLC_TL	28-Mar-2014	\$39,851.12	\$19,597,039.63

Security	Transaction Type	Security ID	Transaction Date	Transaction Amount	Account Balance
TravelCLICK Inc - First Lien Term B Loan	Upfront Fee (Buy)	TRVLCLCK_FLTB	28-Mar-2014	(\$23,549.12)	\$19,573,490.51
TravelCLICK Inc - First Lien Term B Loan	Principal (Buy)	TRVLCLCK_FLTB	28-Mar-2014	(\$2,354,911.69)	\$17,218,578.82
TravelCLICK Inc - First Lien Term B Loan	LIBOR Paydown	TRVLCLCK_FLTB	28-Mar-2014	\$18,303.89	\$17,236,882.71
ABB Con-Cise Optical Group LLC - Term B-1 Loan	Prime Paydown	ABBCONCSE_TB1	31-Mar-2014	\$16,666.67	\$17,253,549.38
Arsloane Acquisition LLC - First Lien Tranche B Term Loan	LIBOR Paydown	ARSLOANE_TRB	31-Mar-2014	\$24,000.00	\$17,277,549.38
Ascensus Inc - First Lien Initial Term Loan	LIBOR Paydown	ASCENSUS_FL	31-Mar-2014	\$11,250.00	\$17,288,799.38
ASP HHI Acquisition Co Inc - Additional Term Loan	LIBOR Paydown	ASPHHIACQ_RTL	31-Mar-2014	\$10,108.01	\$17,298,907.39
Compucom Systems Inc - Term Loan	LIBOR Paydown	COMPUCOMSY_TL	31-Mar-2014	\$17,500.00	\$17,316,407.39
Deltek Inc - First Lien Term Loan	LIBOR Paydown	DELTEKINC_FL	31-Mar-2014	\$11,625.00	\$17,328,032.39
Edmentum Inc - First Lien Term Loan	LIBOR Paydown	EDMENTUM_FLTL	31-Mar-2014	\$4,798.72	\$17,332,831.11
GlobalLogic Holdings Inc - Term Loan	LIBOR Paydown	GLOBALLOGC_TL	31-Mar-2014	\$19,250.00	\$17,352,081.11
Healogics Inc - First Lien Term B Loan	LIBOR Paydown	HEALOGICS_FL	31-Mar-2014	\$8,333.33	\$17,360,414.44
Help Systems Holdings Inc - First Lien Initial Term Loan	Prime Paydown	HELPSYS_FL	31-Mar-2014	\$24,000.00	\$17,384,414.44
iEnergizer Limited - Term Loan	LIBOR Paydown	IENERGZRLD_TL	31-Mar-2014	\$200,000.00	\$17,584,414.44
Integra Telecom Holdings Inc - Term B Loan	LIBOR Paydown	INTGTLCMH_TBL	31-Mar-2014	\$10,900.00	\$17,595,314.44
JHCI Acquisition Inc - First Lien Term Loan	Prime Paydown	JACOBSON_1TL	31-Mar-2014	\$22,499.91	\$17,617,814.35
Mercury Payment Systems LLC - Term Loan	LIBOR Paydown	MRCRYPYMT_TL	31-Mar-2014	\$2,521.01	\$17,620,335.36
NAB Holdings LLC - Term Loan	LIBOR Paydown	NABHOLDNG_TL	31-Mar-2014	\$42,166.67	\$17,662,502.03
Otter Products LLC - Term Loan	LIBOR Paydown	OTTERPRDCT_TL	31-Mar-2014	\$102,717.95	\$17,765,219.98
SESAC Holdco II LLC - First Lien Term Loan	Prime Paydown	SESACHLDCCO_FL	31-Mar-2014	\$20,800.00	\$17,786,019.98
SkillSoft Corporation - New Term Loan	LIBOR Paydown	SKILLSFT_NTL	31-Mar-2014	\$7,121.87	\$17,793,141.85
SourceHOV LLC - First Lien Term B Loan	LIBOR Paydown	SOURCEHOV_FL	31-Mar-2014	\$12,000.00	\$17,805,141.85
STG-Fairway Acquisitions Inc - First Lien Term Loan	LIBOR Paydown	FRSTADVCRP_FL	31-Mar-2014	\$8,681.53	\$17,813,823.38
Topps Company (The) - Term Loan	LIBOR Paydown	TOPSCOMPNY_TL	31-Mar-2014	\$16,750.00	\$17,830,573.38
Travel Leaders Group LLC - Tranche B Term Loan	LIBOR Paydown	TRVLEADR_TL	31-Mar-2014	\$120,000.00	\$17,950,573.38
UniTek Global Services Inc - New Incremental Term Loan PIK	Facility Increase	UTKGSI_NITLPK	31-Mar-2014	(\$11,072.14)	\$17,939,501.24
UniTek Global Services Inc - New Incremental Term Loan PIK	Upfront Fee (Buy)	UTKGSI_NITLPK	31-Mar-2014	\$11,072.14	\$17,950,573.38
UniTek Global Services Inc - New Incremental Term Loan	LIBOR Paydown	UNITKGLB_NITL	31-Mar-2014	\$7,500.00	\$17,958,073.38
Wall Street Systems Delaware Inc - First Lien Term Loan	LIBOR Paydown	WALSTSYSDE_FL	31-Mar-2014	\$10,000.00	\$17,968,073.38
Generic Drug Holdings Inc - Term B-1 Loan	LIBOR Paydown	GNRCDRGH_TB1L	01-Apr-2014	\$8,750.00	\$17,976,823.38
Packaging Coordinators Inc - First Lien Term Loan B	Prime Paydown	PCKNGCOORD_FL	01-Apr-2014	\$12,500.00	\$17,989,323.38
Waupaca Foundry Inc - Tranche A-1 Loan	Prime Paydown	WAUPACFND_TA1	01-Apr-2014	\$26,420.47	\$18,015,743.84
TICC CLO 2012-1 LLC - Principal Collection Account Subtotal				\$18,015,743.84	
TICC CLO 2012-1 LLC - Ramp-Up Account					
	Beginning Balance		05-Mar-2014	\$0.00	\$0.00
TICC CLO 2012-1 LLC - Ramp-Up Account Subtotal				\$0.00	
TICC CLO 2012-1 LLC - Revolver Funding Account					
	Beginning Balance		05-Mar-2014	\$1,687,500.00	\$1,687,500.00
TICC CLO 2012-1 LLC - Revolver Funding Account Subtotal				\$1,687,500.00	
TICC CLO 2012-1 LLC - Supplemental Expense Reserve Account					
	Beginning Balance		05-Mar-2014	\$94,578.96	\$94,578.96
	Reinvestment Income		01-Apr-2014	\$0.80	\$94,579.76
TICC CLO 2012-1 LLC - Supplemental Expense Reserve Account Subtotal				\$94,579.76	