

June 17, 2014

The Bank of New York Mellon Trust Company, N.A.
601 Travis St. 17th Floor
Houston, TX 77002
Attn: Steven Listi

Moody's Investor Service
7 World Trade Center
New York, NY 10007
Attn: CBO/CLO Monitoring

TICC Capital Corp
8 Sound Shore Drive, Suite 255
Greenwich, CT 06830
Attn: Patrick F. Conroy

Standard and Poors
55 Water Street, 41st Floor
New York, NY 10041-0003
Attn: Asset Backed-CBO/CLO Surveillance

Guggenheim Securities
135 East 57th Street, 7th Floor
New York, NY 10022
Attn: Paul M. Friedman

RE: Monthly Report Dated June 3, 2014

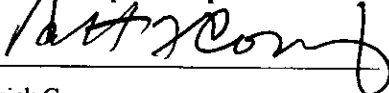
Dear Colleagues:

Pursuant to Section 10.7(a) of the TICC CLO 2012-1 LLC Indenture, dated as of August 23, 2012, enclosed please find the Monthly Report for the period from and including **May 3, 2014** to and including **June 3, 2014**.

Sincerely,

TICC CLO 2012-1 LLC,

By: TICC Capital Corp. as Collateral Manager



Patrick Conroy

Chief Financial Officer

Issuer Order

The Bank of New York Mellon Trust Company,
National Association
601 Travis Street,
17th Floor
Houston, TX 77002
Attention: Global Corporate Trust – TICC CLO 2012-1 LLC

Re: The risk retention letter, dated as of June 17, 2014 (the "Retention Letter"), from TICC Capital Corp. (the "Retention Provider") to Guggenheim Securities, LLC and TICC CLO 2012-1 LLC

The Issuer hereby directs The Bank of New York Mellon Trust Company, National Association (the "Trustee") to post to its internet website initially located at gctinvestorreporting@bnymellon.com, the Article 122a Certification completed by the Collateral Manager and attached hereto as Annex A, along with the Monthly Report or the Distribution Report, as applicable. The Issuer acknowledges that by the posting of the Article 122a Certification, the Trustee does not make any representation as to the accuracy of the statements contained therein.

TICC CLO 2012-1 LLC,
as Issuer

By: TICC Capital Corp., its designated manager


By: 
Name: **Patrick F. Conroy**
Title: **Chief Financial Officer**

Exhibit I

Article 122a Certification

June 17, 2014

The Bank of New York Mellon Trust Company,
National Association
601 Travis Street,
17th Floor
Houston, TX 77002
Attention: Global Corp Trust – TICC CLO 2012-1 LLC

TICC CLO 2012-1 LLC
8 Sound Shore Drive
Suite 255
Greenwich, CT 06830
Attention: Saul Rosenthal


Re: The risk retention letter, dated as of June 17, 2014 (the "Retention Letter"), from TICC Capital Corp. (the "Retention Provider") to Guggenheim Securities, LLC and TICC CLO 2012-1 LLC

Ladies and Gentlemen,

In accordance with the Retention Letter, the Retention Provider hereby [confirms] / [does not confirm], its ongoing direct holding of a retained net economic interest in the transaction in the form of holding a minimum principal amount of Subordinated Notes required by Article 122a and that such retained net economic interest in the Subordinated Notes is not subject to any credit risk mitigation, any short positions or any other hedge (in each case, to the extent not permitted by Article 122a). By the posting of this Article 122a Certification, the Trustee makes no representation as to the accuracy of the statements contained herein and has not independently verified the accuracy of such statements.

Very Truly Yours,

TICC Capital Corp.

By: 

Name:

Title:

Patrick F. Conroy
Chief Financial Officer

TICC CLO 2012-1 LLC

SP Monitor as of 6/3/2014

Rated Class	Rated Par Balance	Initial Rating	Shadow	Scenario Default Rate	CurrentBreakEven	CDO Monitor Test Results
A-1	\$176,000,000	AAA		55.58%	74.69%	PASS
B-1	\$ 20,000,000	AA		51.16%	74.60%	PASS
C-1	\$ 23,000,000	A		48.29%	69.24%	PASS
D-1	\$ 21,000,000	BBB		41.75%	59.22%	PASS

TICC CLO 2012-1 LLC

As Of 03-Jun-2014 Scenario : Initial

Table Of Contents

(1) Portfolio Assets: Requirements Summary	1
(2) Portfolio Assets: Asset Information	5
(3) Portfolio Assets: Notes Information	7
(4) Portfolio Assets: Account Balances	8
(5) Portfolio Assets: Purchase & Sale Activity	9
(6) Class A/B Overcollateralization Ratio Test	10
(7) Class C-1 Overcollateralization Ratio Test	11
(8) Class D-1 Overcollateralization Ratio Test	12
(9) Class A/B Interest Coverage Test	13
(10) Class C-1 Interest Coverage Test	15
(11) Class D-1 Interest Coverage Test	17
(12) Interest Diversion Test	19
(13) Portfolio Assets: Principal Financed Accrued Interest	20
(14) Maximum Moody's Weighted Average Rating Factor Test	21
(15) Minimum Weighted Average Spread Test	23
(16) Minimum Weighted Average Coupon Test	26
(17) Portfolio Assets: Weighted Average Spread - S&P CDO Monitor	27
(18) Minimum Weighted Average Moody's Recovery Rate Test	29
(19) Minimum Weighted Average S&P Recovery Rate Test	31
(20) Minimum Weighted Average S&P Recovery Rate Test - Class A-1	32
(21) Minimum Weighted Average S&P Recovery Rate Test - Class B-1	34
(22) Minimum Weighted Average S&P Recovery Rate Test - Class C-1	36
(23) Minimum Weighted Average S&P Recovery Rate Test - Class D-1	38
(24) Moody's Diversity Test	40
(25) Weighted Average Life Test	43
(26) Interest Coverage Detail	59
(27) Concentration Limitation: (i) Senior Secured Loans, Second Lien Loans, Cash and Eligible Investments	63

TICC CLO 2012-1 LLC

As Of 03-Jun-2014 Scenario : Initial

Table Of Contents (Continued)

(28) Concentration Limitation: (ii) Second Lien Loans	65
(29) Concentration Limitation: (iii) Bonds	66
(30) Concentration Limitation: (iv) Seventh highest Obligor	67
(31) Concentration Limitation: (iv) Fourth highest Obligor	68
(32) Concentration Limitation: (iv) Highest Obligor	69
(33) Concentration Limitation: (iv) Top Ten Obligor and Obligor Ratings at purchase	70
(34) Concentration Limitation: (v) Highest Obligor having Moody's Rating based on credit estimates and/or private ratings, per clause (a)	74
(35) Concentration Limitation: (vi) Moody's Default Probability Rating of "Caa1" or below (other than a Defaulted Obligation)	75
(36) Concentration Limitation: (vii) S&P Rating of "CCC+" or below (other than a Defaulted Obligation)	76
(37) Concentration Limitation: (viii) Fixed Rate Obligations	77
(38) Concentration Limitation: (ix) Unsecured Loans or Subordinate Loans	78
(39) Concentration Limitation: (x) Collateral Obligations that have a portion that may be convertible into or exchangeable for an Equity Security	79
(40) Concentration Limitation: (xi) DIP Collateral Obligations	80
(41) Concentration Limitation: (xii) Delayed Drawdown Collateral Obligations or Revolving Collateral Obligations	81
(42) Concentration Limitation: (xii) Revolving Collateral Obligations	82
(43) Concentration Limitation: (xiii) Participation Interests	83
(44) Concentration Limitation: (xiv) Third Party Credit Exposure	84
(45) Concentration Limitation: (xiv) Third Party Credit Exposure - Aggregate Limit (S&P: A)	85
(46) Concentration Limitation: (xiv) Third Party Credit Exposure - Aggregate Limit (S&P: A+)	86
(47) Concentration Limitation: (xiv) Third Party Credit Exposure - Aggregate Limit (S&P: AA)	87
(48) Concentration Limitation: (xiv) Third Party Credit Exposure - Aggregate Limit (S&P: AA-)	88
(49) Concentration Limitation: (xiv) Third Party Credit Exposure - Aggregate Limit (S&P: AA+)	89
(50) Concentration Limitation: (xiv) Third Party Credit Exposure - Aggregate Limit (S&P: AAA)	90
(51) Concentration Limitation: (xiv) Third Party Credit Exposure - Individual Limit (S&P: A)	91
(52) Concentration Limitation: (xiv) Third Party Credit Exposure - Individual Limit (S&P: A+)	92
(53) Concentration Limitation: (xiv) Third Party Credit Exposure - Individual Limit (S&P: AA)	93

TICC CLO 2012-1 LLC

As Of 03-Jun-2014 Scenario : Initial

Table Of Contents (Continued)

(54) Concentration Limitation: (xiv) Third Party Credit Exposure - Individual Limit (S&P: AA-)	94
(55) Concentration Limitation: (xiv) Third Party Credit Exposure - Individual Limit (S&P: AA+)	95
(56) Concentration Limitation: (xiv) Third Party Credit Exposure - Individual Limit (S&P: AAA)	96
(57) Concentration Limitation: (xv) S&P Rating Derived from a Moody's Rating per Clause (iii)(a)	97
(58) Concentration Limitation: (xvi) S&P Rating based on credit estimates per Clause (iii)(b)	98
(59) Concentration Limitation: (xvii) Moody's Rating Per Clauses (e)(i)(A) or (e)(i)(B)	99
(60) Concentration Limitation: (xviii) Domiciled outside the United States	100
(61) Concentration Limitation: (xix) Domiciled in all Tax Jurisdictions in the aggregate	101
(62) Concentration Limitation: (xx) Fourth highest S&P Industry Classification	102
(63) Concentration Limitation: (xx)(x) Highest S&P Industry Classification	103
(64) Concentration Limitation: (xx)(y) Third highest S&P Industry Classification	104
(65) Concentration Limitation: (xxi) Fourth highest Moody's Industry Classification	105
(66) Concentration Limitation: (xxi)(x) Highest Moody's Industry Classification	106
(67) Concentration Limitation: (xxi)(y) Third highest Moody's Industry Classification	107
(68) Concentration Limitation: (xxii) Collateral Obligations that pay interest at least annually, but less frequently than quarterly	108
(69) Concentration Limitation: (xxiii) Cov-Lite Loans	109
(70) Concentration Limitation: (xxiv) Long Dated Obligations	110
(71) Concentration Limitation: (xxv) Middle Market Loans	111
(72) Concentration Limitation: (xxvi) Collateral Obligations with indicative pricing from one or more Approved Third Party Pricing Services	112
(73) Portfolio Assets: Highest Haircut Amount for OC Test	114
(74) Portfolio Assets: Defaulted Obligation Detail	115
(75) Portfolio Assets: Excess CCC/Caa Adjustment Amount	116
(76) Portfolio Assets: Discounted Obligations Trade Level	117
(77) Portfolio Assets: Discounted Obligations (z) Purchased at less than 75% per clause (y)	118
(78) Portfolio Assets: Discounted Obligations (z) Purchased per clause (y)	119
(79) Portfolio Assets: Discounted Obligations (z) Purchased per clause (y) since Closing Date	120

TICC CLO 2012-1 LLC

As Of 03-Jun-2014 Scenario : Initial

Table Of Contents (Continued)

(80) Portfolio Assets: Rating Information	121
(81) Portfolio Assets: Moody's Default Probability Rating Information	123
(82) Portfolio Assets: Moody's Rating Information	125
(83) Portfolio Assets: Moody's Derived Rating Per Clause (e)(i)(C)(ii)	127
(84) Portfolio Assets: Industry Information	128
(85) Portfolio Assets: Moody's Industry Information	130
(86) Portfolio Assets: S&P Industry Information	132
(87) Portfolio Assets: Affiliated Issuers	134
(88) Portfolio Assets: Country Information	138
(89) Portfolio Assets: Discretionary Reason For Sale	140
(90) Portfolio Assets: Moody's Rating via RiskCalc Application	141
(91) Portfolio Assets: S&P Rating Information	142
(92) Portfolio Assets: Weighted Average Rating Factor	143
(93) Portfolio Assets: Section 5.1 (g)	145
(94) Moody's Counterparty Criteria: Aggregate Participation Interest with Selling Institutions Rated <= Aaa	146
(95) Moody's Counterparty Criteria: Aggregate Participation Interest with Selling Institutions Rated <= Aa1	147
(96) Moody's Counterparty Criteria: Aggregate Participation Interest with Selling Institutions Rated <= Aa2	148
(97) Moody's Counterparty Criteria: Aggregate Participation Interest with Selling Institutions Rated <= Aa3	149
(98) Moody's Counterparty Criteria: Aggregate Participation Interest with Selling Institutions Rated <= A1 and P1	150
(99) Moody's Counterparty Criteria: Aggregate Participation Interest with Selling Institutions Rated <= A2	151
(100) Moody's Counterparty Criteria: Aggregate Participation Interest with Selling Institutions Rated <= A2 and P1	152
(101) Moody's Counterparty Criteria: Individual Participation Interest with Selling Institutions Rated <= Aaa	153
(102) Moody's Counterparty Criteria: Individual Participation Interest with Selling Institutions Rated <= Aa1	154
(103) Moody's Counterparty Criteria: Individual Participation Interest with Selling Institutions Rated <= Aa2	155
(104) Moody's Counterparty Criteria: Individual Participation Interest with Selling Institutions Rated <= Aa3	156
(105) Moody's Counterparty Criteria: Individual Participation Interest with Selling Institutions Rated <= A1 and P1	157
(106) Moody's Counterparty Criteria: Individual Participation Interest with Selling Institutions Rated <= A2	158

TICC CLO 2012-1 LLC

As Of 03-Jun-2014 Scenario : Initial

Table Of Contents (Continued)

(107) Moody's Counterparty Criteria: Individual Participation Interest with Selling Institutions Rated <= A2 and P1	159
(108) Portfolio Assets: Cashflow Summary	160

Total Number of Pages: 162

Portfolio Assets: Requirements Summary

Requirements Summary

	Outcome	Requirement	Result
Collateral Quality			
Maximum Moody's Weighted Average Rating Factor Test	3389	<=3450	PASS
Minimum Weighted Average Coupon Test	0.00%	>=7.00%	N/A
Minimum Weighted Average Moody's Recovery Rate Test	46.8%	>= 41.00%	PASS
Minimum Weighted Average S&P Recovery Rate Test			PASS
Minimum Weighted Average S&P Recovery Rate Test - Class A-1	36.7%	>= 32.00%	PASS
Minimum Weighted Average S&P Recovery Rate Test - Class B-1	45.1%	>= 39.00%	PASS
Minimum Weighted Average S&P Recovery Rate Test - Class C-1	50.4%	>= 44.25%	PASS
Minimum Weighted Average S&P Recovery Rate Test - Class D-1	56.5%	>= 46.50%	PASS
Minimum Weighted Average Spread Test	6.36%	>=6.25%	PASS
Moody's Diversity Test	24	>=23	PASS
Weighted Average Life Test	4.75	<=6.25	PASS
Concentration Limitation			
Concentration Limitation: (i) Senior Secured Loans, Second Lien Loans, Cash and Eligible Investments	100.0%	>= 90.0%	PASS
Concentration Limitation: (ii) Second Lien Loans	12.7%	<= 15.0%	PASS
Concentration Limitation: (iii) Bonds	0.0%	<= 10.0%	PASS
Concentration Limitation: (iv) Fourth highest Obligor	3.4%	<= 3.5%	PASS
Concentration Limitation: (iv) Highest Obligor	3.8%	<= 4.0%	PASS
Concentration Limitation: (iv) Seventh highest Obligor	3.0%	<= 3.0%	PASS
Concentration Limitation: (ix) Unsecured Loans or Subordinate Loans	0.0%	<= 5.0%	PASS
Concentration Limitation: (v) Highest Obligor having Moody's Rating based on credit estimates and/or private ratings, per clause (a)	3.0%	<= 3.0%	PASS
Concentration Limitation: (vi) Moody's Default Probability Rating of "Caa1" or below (other than a Defaulted Obligation)	14.9%	<= 20.0%	PASS
Concentration Limitation: (vii) S&P Rating of "CCC+" or below (other than a Defaulted Obligation)	0.9%	<= 12.5%	PASS
Concentration Limitation: (viii) Fixed Rate Obligations	0.0%	<= 5.0%	PASS

Asset Information

Defaulted Obligations \$4,859,303.62

Liability Information

Tranche	Commitment	Outstanding
Class A-1 Notes	\$176,000,000.00	\$176,000,000.00
Class B-1 Notes	\$20,000,000.00	\$20,000,000.00
Class C-1 Notes	\$23,000,000.00	\$23,000,000.00
Class C-1 Notes Deferred Interest	\$0.00	\$0.00
Class D-1 Notes	\$21,000,000.00	\$21,000,000.00
Class D-1 Notes Deferred Interest	\$0.00	\$0.00
Subordinated Notes	\$80,000,000.00	\$80,000,000.00
	\$320,000,000.00	\$320,000,000.00

* Deferred Interests or Participating Payments are excluded from totals

Portfolio Assets: Requirements Summary

	Outcome	Requirement	Result
Concentration Limitation			
Concentration Limitation: (x) Collateral Obligations that have a portion that may be convertible into or exchangeable for an Equity Security	0.0%	<= 10.0%	PASS
Concentration Limitation: (xi) DIP Collateral Obligations	0.0%	<= 5.0%	PASS
Concentration Limitation: (xii) Delayed Drawdown Collateral Obligations or Revolving Collateral Obligations	0.5%	<= 10.0%	PASS
Concentration Limitation: (xii) Revolving Collateral Obligations	0.0%	<= 3.0%	PASS
Concentration Limitation: (xiii) Participation Interests	0.0%	<= 20.0%	PASS
Concentration Limitation: (xiv) Third Party Credit Exposure	0.0%	<= 20.0%	PASS
Concentration Limitation: (xiv) Third Party Credit Exposure - Aggregate Limit (S&P: A)	0.0%	<= 5.0%	PASS
Concentration Limitation: (xiv) Third Party Credit Exposure - Aggregate Limit (S&P: A+)	0.0%	<= 5.0%	PASS
Concentration Limitation: (xiv) Third Party Credit Exposure - Aggregate Limit (S&P: AA)	0.0%	<= 10.0%	PASS
Concentration Limitation: (xiv) Third Party Credit Exposure - Aggregate Limit (S&P: AA+)	0.0%	<= 10.0%	PASS
Concentration Limitation: (xiv) Third Party Credit Exposure - Aggregate Limit (S&P: AA-)	0.0%	<= 10.0%	PASS
Concentration Limitation: (xiv) Third Party Credit Exposure - Aggregate Limit (S&P: AAA)	0.0%	<= 20.0%	PASS
Concentration Limitation: (xiv) Third Party Credit Exposure - Individual Limit (S&P: A):	0.0%	<= 5.0%	PASS
Concentration Limitation: (xiv) Third Party Credit Exposure - Individual Limit (S&P: A+):	0.0%	<= 5.0%	PASS
Concentration Limitation: (xiv) Third Party Credit Exposure - Individual Limit (S&P: AA):	0.0%	<= 10.0%	PASS
Concentration Limitation: (xiv) Third Party Credit Exposure - Individual Limit (S&P: AA+):	0.0%	<= 10.0%	PASS
Concentration Limitation: (xiv) Third Party Credit Exposure - Individual Limit (S&P: AA-):	0.0%	<= 10.0%	PASS
Concentration Limitation: (xiv) Third Party Credit Exposure - Individual Limit (S&P: AAA):	0.0%	<= 20.0%	PASS
Concentration Limitation: (xix) Domiciled in all Tax Jurisdictions in the aggregate	0.0%	<= 2.5%	PASS
Concentration Limitation: (xv) S&P Rating Derived from a Moody's Rating per Clause (iii)(a)	0.0%	<= 10.0%	PASS
Concentration Limitation: (xvi) S&P Rating based on credit estimates per Clause (iii)(b)	6.8%	<= 20.0%	PASS
Concentration Limitation: (xvii) Moody's Rating Per Clauses (e)(i)(A) or (e)(i)(B)	0.0%	<= 10.0%	PASS

Portfolio Assets: Requirements Summary

	Outcome	Requirement	Result
Concentration Limitation			
Concentration Limitation: (xviii) Domiciled outside the United States	2.3%	<= 5.0%	PASS
Concentration Limitation: (xx) Fourth highest S&P Industry Classification	10.1%	<= 15.0%	PASS
Concentration Limitation: (xx)(x) Highest S&P Industry Classification	19.0%	<= 20.0%	PASS
Concentration Limitation: (xx)(y) Third highest S&P Industry Classification	12.0%	<= 17.5%	PASS
Concentration Limitation: (xxi) Fourth highest Moody's Industry Classification	10.1%	<= 15.0%	PASS
Concentration Limitation: (xxi)(x) Highest Moody's Industry Classification	19.0%	<= 20.0%	PASS
Concentration Limitation: (xxi)(y) Third highest Moody's Industry Classification	12.0%	<= 17.5%	PASS
Concentration Limitation: (xxii) Collateral Obligations that pay interest at least annually, but less frequently than quarterly	0.0%	<= 10.0%	PASS
Concentration Limitation: (xxiii) Cov-Lite Loans	8.5%	<= 10.0%	PASS
Concentration Limitation: (xxiv) Long Dated Obligations	0.0%	<= 0.0%	PASS
Concentration Limitation: (xxv) Middle Market Loans	0.0%	<= 25.0%	PASS
Concentration Limitation: (xxvi) Collateral Obligations with indicative pricing from one or more Approved Third Party Pricing Services	100.0%	>= 90.0%	PASS
Counterparty Criteria			
Moody's Counterparty Criteria: Aggregate Participation Interest with Selling Institutions Rated <= A1 and P1	0.0%	<= 12.5%	PASS
Moody's Counterparty Criteria: Aggregate Participation Interest with Selling Institutions Rated <= A2	0.0%	<= 0.0%	PASS
Moody's Counterparty Criteria: Aggregate Participation Interest with Selling Institutions Rated <= A2 and P1	0.0%	<= 7.5%	PASS
Moody's Counterparty Criteria: Aggregate Participation Interest with Selling Institutions Rated <= Aa1	0.0%	<= 20.0%	PASS
Moody's Counterparty Criteria: Aggregate Participation Interest with Selling Institutions Rated <= Aa2	0.0%	<= 20.0%	PASS
Moody's Counterparty Criteria: Aggregate Participation Interest with Selling Institutions Rated <= Aa3	0.0%	<= 20.0%	PASS
Moody's Counterparty Criteria: Aggregate Participation Interest with Selling Institutions Rated <= Aaa	0.0%	<= 20.0%	PASS

Portfolio Assets: Requirements Summary

	Outcome	Requirement	Result
Counterparty Criteria			
Moody's Counterparty Criteria: Individual Participation Interest with Selling Institutions Rated <= A1 and P1:	0.0%	<= 10.0%	PASS
Moody's Counterparty Criteria: Individual Participation Interest with Selling Institutions Rated <= A2:	0.0%	<= 0.0%	PASS
Moody's Counterparty Criteria: Individual Participation Interest with Selling Institutions Rated <= A2 and P1:	0.0%	<= 5.0%	PASS
Moody's Counterparty Criteria: Individual Participation Interest with Selling Institutions Rated <= Aa1:	0.0%	<= 20.0%	PASS
Moody's Counterparty Criteria: Individual Participation Interest with Selling Institutions Rated <= Aa2:	0.0%	<= 20.0%	PASS
Moody's Counterparty Criteria: Individual Participation Interest with Selling Institutions Rated <= Aa3:	0.0%	<= 15.0%	PASS
Moody's Counterparty Criteria: Individual Participation Interest with Selling Institutions Rated <= Aaa:	0.0%	<= 20.0%	PASS
Coverage			
Class A/B Interest Coverage Test	489.62%	>= 160.00%	PASS
Class A/B Overcollateralization Ratio Test	163.18%	>= 152.50%	PASS
Class C-1 Interest Coverage Test	385.24%	>= 140.00%	PASS
Class C-1 Overcollateralization Ratio Test	146.04%	>= 136.50%	PASS
Class D-1 Interest Coverage Test	312.25%	>= 120.00%	PASS
Class D-1 Overcollateralization Ratio Test	133.26%	>= 126.00%	PASS
Interest Diversion Test	133.26%	>= 126.00%	PASS
Summary			
Portfolio Assets: Discounted Obligations (z) Purchased at less than 75% per clause (y)	0.00%	<= 2.50%	PASS
Portfolio Assets: Discounted Obligations (z) Purchased per clause (y)	0.00%	<= 5.00%	PASS
Portfolio Assets: Discounted Obligations (z) Purchased per clause (y) since Closing Date	0.00%	<= 10.00%	PASS
Portfolio Assets: Discretionary Reason For Sale	7.78%	<= 20.00%	PASS
Portfolio Assets: Moody's Derived Rating Per Clause (e)(i)(C)(ii)	0.00%	<= 5.00%	PASS
Portfolio Assets: Moody's Rating via RiskCalc Application	\$0.00	\$64,695,337.82	PASS

Portfolio Assets: Asset Information

Total Number of Assets

52

Total Number of Equity

0

Security	Asset ID	Security Type	Par Amount	Principal Balance	Moody's Rating	Moody's DP Rating	S&P Rating	All-In Rate	Index Spread	Maturity Date	% CPA
ABB Con-Cise Optical Group LLC - Term B-1 Loan	ABBCONCSE_TB1	Term Loan	\$6,567,100.34	\$6,567,100.34	B2	B2	B	4.5030%	3.5000%	06-Feb-2019	2.0302%
Aricent Technologies - First Lien Initial Term Loan	ARCNTTCHNL_TL	Term Loan	\$9,000,000.00	\$9,000,000.00	Ba3	B2	B	5.5000%	4.5000%	14-Apr-2021	2.7823%
Arsoane Acquisition LLC - First Lien Tranche B Term Loan	ARSLOANE_TRB	Term Loan	\$9,552,000.00	\$9,552,000.00	B1	B2	B+	7.5000%	6.2500%	01-Oct-2019	2.9529%
Ascensus Inc - First Lien Initial Term Loan	ASCENSUS_FL	Term Loan	\$9,473,750.00	\$9,473,750.00	B1	B2	B	5.0000%	4.0000%	02-Dec-2019	2.9287%
ASP HHI Acquisition Co Inc - Additional Term Loan	ASPHHIACQ_RTL	Term Loan	\$6,012,881.40	\$6,012,881.40	B2	B2	B+	5.0000%	3.7500%	05-Oct-2018	1.8588%
Attachmate Corporation - First Lien Term Loan	ATTCHMTE_FL	Term Loan	\$5,089,179.91	\$5,089,179.91	B1	B2	B	7.2500%	5.7500%	22-Nov-2017	1.5733%
Attachmate Corporation - Second Lien Term Loan	ATCHMTECRP_SL	Term Loan	\$7,000,000.00	\$7,000,000.00	B2	B2	B	11.0000%	9.5000%	22-Nov-2018	2.1640%
Compucom Systems Inc - Term Loan	COMPUCOMSY_TL	Term Loan	\$6,678,229.85	\$6,678,229.85	B1	B2	B	4.2500%	3.2500%	11-May-2020	2.0645%
CRCI Holdings Inc - Delayed Draw Term Loan	CRCHOLDG_DDTL	Delayed Draw Security	\$1,687,500.00	\$1,687,500.00	B3	B3	***	1.2500%	4.0000%	10-Jul-2019	0.5217%
CRCI Holdings Inc - Dollar Term Loan	CRCHLDG_USTL	Term Loan	\$5,783,437.50	\$5,783,437.50	B3	B3	***	5.0000%	4.0000%	10-Jul-2019	1.7879%
Deltek Inc - First Lien Term Loan	DELTEKINC_TL	Term Loan	\$4,591,875.00	\$4,591,875.00	B1	B3	B	4.5000%	3.5000%	10-Oct-2018	1.4195%
Edmentum Inc - First Lien Term Loan	EDMENTUM_FLTL	Term Loan	\$1,909,888.91	\$1,909,888.91	Ba3	B2	B	5.5000%	4.5000%	17-May-2018	0.5904%
First American Payment Systems - First Lien Term Loan	1STAMRPYMT_FL	Term Loan	\$3,424,000.00	\$3,424,000.00	B1	B2	B	5.7500%	4.5000%	12-Oct-2018	1.0585%
First American Payment Systems - Second Lien Term Loan	1STAMRPYMT_SL	Term Loan	\$5,600,000.00	\$5,600,000.00	Caa1	Caa1	B	10.7500%	9.5000%	12-Apr-2019	1.7312%
First Data Corp - 2018B New Term Loan	1STDAT_18BNTL	Term Loan	\$480,952.38	\$480,952.38	B1	B3	B	4.1500%	4.0000%	24-Sep-2018	0.1487%
First Data Corp - 2021 Extended USD Term Loan	FDATC_2021EXTL	Term Loan	\$9,050,721.38	\$9,050,721.38	B1	B3	B	4.1500%	3.5000%	24-Mar-2021	2.7980%
Generic Drug Holdings Inc - Term B-1 Loan	GNRCDRGRH_TB1L	Term Loan	\$3,473,750.00	\$3,473,750.00	B1	B2	B	5.0000%	4.0000%	17-Aug-2020	1.0739%
GlobalLogic Holdings Inc - Term Loan	GLOBALLOGC_TL	Term Loan	\$9,476,250.00	\$9,476,250.00	B1	B3	B	6.2500%	5.2500%	31-May-2019	2.9295%
Healogics Inc - First Lien Term B Loan	HEALOGICS_FL	Term Loan	\$3,300,000.00	\$3,300,000.00	B3	B3	B-	5.2500%	4.0000%	05-Feb-2019	1.0202%
Healogics Inc - Second Lien Term Loan	HEALOGICIN_SL	Term Loan	\$4,000,000.00	\$4,000,000.00	Caa2	Caa2	B-	9.2500%	8.0000%	05-Feb-2020	1.2366%
Help Systems Holdings Inc - First Lien Initial Term Loan	HELPSYS_TL	Term Loan	\$9,552,000.00	\$9,552,000.00	***	***	B	5.5000%	4.5000%	28-Jun-2019	2.9529%
iEnergizer Limited - Term Loan	IENERGZRLD_TL	Term Loan	\$7,400,000.00	\$7,400,000.00	B2	B2	B	7.2500%	6.0000%	01-May-2019	2.2876%
Integra Telecom Holdings Inc - Term B Loan	INTGTLCMH_TBL	Term Loan	\$4,316,400.00	\$4,316,400.00	B2	B3	B+	5.2500%	4.0000%	22-Feb-2019	1.3344%
Jackson Hewitt Inc - Senior Secured Term Loan	JCKSNHWT_SSTL	Term Loan	\$8,936,405.55	\$8,936,405.55	***	***	***	10.0000%	8.5000%	16-Oct-2017	2.7626%
JHCI Acquisition Inc - First Lien Term Loan	JACOBSON_1TL	Term Loan	\$8,605,227.34	\$8,605,227.34	B1	B3	B-	7.0000%	5.7500%	11-Jul-2019	2.6602%
Knowledge Universe Education LLC - Initial Term Loan	KNOWLEDGE_TLF	Term Loan	\$5,000,000.00	\$5,000,000.00	B2	B3	B	5.2500%	4.2500%	18-Mar-2021	1.5457%
Mercury Payment Systems LLC - Term Loan	MRCRYPYMT_TL	Term Loan	\$984,873.95	\$984,873.95	B1	B1	B+	5.5000%	4.0000%	01-Jul-2017	0.3045%
Merrill Communications LLC - Term Loan	MERILCOM_TL	Term Loan	\$11,444,824.88	\$11,444,824.88	B1	B3	B	5.7500%	4.7500%	08-Mar-2018	3.5381%
NAB Holdings LLC - Term Loan	NABHLLC_FLTL	Term Loan	\$9,500,000.00	\$9,500,000.00	B1	B1	BB-	4.7500%	3.7500%	21-May-2021	2.9368%
New Breed Inc - Term Loan	NEWBREDINC_TL	Term Loan	\$5,863,003.13	\$5,863,003.13	B2	B2	B	6.0000%	4.7500%	01-Oct-2019	1.8125%
NexTag Inc - Term Loan	NEXTAGINC_TL	Term Loan	\$4,859,303.62	\$4,859,303.62	Caa2	Caa2	CCC	10.0000%	7.7500%	28-Jan-2016	1.5022%
Packaging Coordinators Inc - First Lien Term Loan B	PCKNGCOORD_FL	Term Loan	\$4,962,500.00	\$4,962,500.00	B3	B3	***	5.5000%	4.2500%	11-May-2020	1.5341%
Presidio Inc - Term Loan	PRESIDIOIN_TL	Term Loan	\$3,456,250.00	\$3,456,250.00	B1	B1	B+	5.0000%	4.0000%	31-Mar-2017	1.0685%
Renfro Corporation - Tranche B Term Loan	RENFRO_TLB	Term Loan	\$2,633,333.34	\$2,633,333.34	B2	B2	B	5.7500%	4.5000%	30-Jan-2019	0.8141%
SafeNet Inc - First Lien Initial Term Loan	SAFENET_FL	Term Loan	\$9,500,000.00	\$9,500,000.00	B1	B2	B	5.5000%	4.5000%	05-Mar-2020	2.9368%
Serena Software Inc - Term Loan	SERENASFTW_TL	Term Loan	\$9,500,000.00	\$9,500,000.00	B2	B2	B	7.5000%	6.5000%	14-Apr-2020	2.9368%
SESAC Holdco II LLC - First Lien Term Loan	SESACHLDCO_FL	Term Loan	\$8,216,000.00	\$8,216,000.00	B2	B2	B	5.0000%	4.0000%	08-Feb-2019	2.5399%
SourceHOV LLC - First Lien Term B Loan	SOURCEHOV_FL	Term Loan	\$4,764,000.00	\$4,764,000.00	B1	B2	B	5.2500%	4.0000%	30-Apr-2018	1.4727%
SourceHOV LLC - Second Lien Term Loan	SRCEHOV_SL	Term Loan	\$2,000,000.00	\$2,000,000.00	Caa1	Caa1	B	8.7500%	7.5000%	30-Apr-2019	0.6183%
Sportsman's Warehouse Inc - First Out Term Loan	SPRTSMNW_FOTL	Term Loan	\$6,533,617.02	\$6,533,617.02	B2	B2	B+	7.2500%	6.0000%	20-Aug-2019	2.0198%
STG-Fairway Acquisitions Inc - First Lien Term Loan	FRSTADVCRP_FL	Term Loan	\$3,440,261.95	\$3,440,261.95	***	***	B-	6.2500%	5.0000%	28-Feb-2019	1.0635%
Stratus Technologies Inc - Initial Term Loan	STRATSTCH_ITL	Term Loan	\$11,000,000.00	\$11,000,000.00	B2	B2	B+	6.0000%	5.0000%	28-Apr-2021	3.4006%
SumTotal Systems LLC - Second Lien Term Loan	SUMTOTLSYS_SL	Term Loan	\$11,250,000.00	\$11,250,000.00	Caa1	Caa1	B	10.2500%	9.0000%	16-May-2019	3.4778%
TeleGuam Holdings LLC - Second Lien Term Loan	TELEGUAMHD_SL	Term Loan	\$5,312,500.00	\$5,312,500.00	***	***	B	8.7500%	7.5000%	10-Dec-2018	1.6423%
Topp's Company (The) - Term Loan	TOPSCOMPNY_TL	Term Loan	\$6,683,250.00	\$6,683,250.00	B1	B2	B	7.2500%	6.0000%	02-Oct-2018	2.0661%
Travel Leaders Group LLC - Tranche B Term Loan	TRVLLEADR_TL	Term Loan	\$9,480,000.00	\$9,480,000.00	B1	B2	B+	7.0000%	6.0000%	05-Dec-2018	2.9307%

Security	Asset ID	Security Type	Par Amount	Principal Balance	Moody's Rating	Moody's DP Rating	S&P Rating	All-In Rate	Index Spread	Maturity Date	% CPA
UniTek Global Services Inc - New Incremental Term Loan	UNITKGLB_NITL	Term Loan	\$2,948,630.87	\$2,948,630.87	Caa2	Caa2	CCC+	15.0000%	13.5000%	16-Apr-2018	0.9115%
UniTek Global Services Inc - New Incremental Term Loan PIK	UTKGSI_NITLPK	Term Loan	\$290,930.08	\$0.00	Caa2	Caa2	CCC+	15.0000%	13.5000%	16-Apr-2018	0.0000%
Vision Solutions Inc - First Lien Term Loan	VISNSOLUT_TLB	Term Loan	\$3,604,800.36	\$3,604,800.36	B1	B2	B+	6.0000%	4.5000%	25-Jul-2016	1.1144%
Vision Solutions Inc - Second Lien Term Loan	VISNSOLT_SLTL	Term Loan	\$5,600,000.00	\$5,600,000.00	Caa1	Caa1	B+	9.5000%	8.0000%	24-Jul-2017	1.7312%
Volume Holdings Inc - Term Loan	VOLMEHLIN_TL	Term Loan	\$4,000,000.00	\$4,000,000.00	Caa1	Caa1	B	5.2500%	4.2500%	31-Jan-2020	1.2366%
Waupaca Foundry Inc - Tranche A-1 Loan	WAUPACFND_TA1	Term Loan	\$9,106,806.42	\$9,106,806.42	B2	B1	B+	4.0000%	3.0000%	29-Jun-2017	2.8153%
Grand Total			\$312,896,435.19	\$312,605,505.11							

Portfolio Assets: Notes Information

Tranche	All-In-Rate	Base Rate	Spread	Date From	Date To	Interest	Class Break-even Default Rate	Par Amount Outstanding
Class A-1 Notes	1.97715%	0.22715%	1.75000%	27-May-2014	25-Aug-2014	\$869,946.00	0.0000%	\$176,000,000.00
Class B-1 Notes	3.72715%	0.22715%	3.50000%	27-May-2014	25-Aug-2014	\$186,357.50	0.0000%	\$20,000,000.00
Class C-1 Notes	4.97715%	0.22715%	4.75000%	27-May-2014	25-Aug-2014	\$286,186.13	0.0000%	\$23,000,000.00
Class D-1 Notes	5.97715%	0.22715%	5.75000%	27-May-2014	25-Aug-2014	\$313,800.38	0.0000%	\$21,000,000.00
Grand Total						\$1,656,290.00		\$240,000,000.00

Portfolio Assets: Account Balances

Account Name	Account Number	Account Type	Balance	Reinvestment Income
TICC CLO 2012-1 LLC - Custodial Account	716741	General	\$0.00	\$0.00
TICC CLO 2012-1 LLC - Expense Reserve Account	716743	Reserve	\$0.01	\$0.00
TICC CLO 2012-1 LLC - Interest Collection Account	716740	Interest	\$1,234,004.39	\$25.72
TICC CLO 2012-1 LLC - Payment Account	716739	General	\$0.00	\$0.00
TICC CLO 2012-1 LLC - Principal Collection Account	716740	Principal	\$10,871,184.01	\$226.54
TICC CLO 2012-1 LLC - Ramp-Up Account	716742	Principal	\$0.00	\$0.00
TICC CLO 2012-1 LLC - Revolver Funding Account	716744	Reserve	\$1,687,500.00	\$35.17
TICC CLO 2012-1 LLC - Supplemental Expense Reserve Account	716774	General	\$130,885.33	\$2.73
Grand Total			\$13,923,573.74	\$290.15

Portfolio Assets: Purchase & Sale Activity

Security	Security ID	Trade Date	PAR Amount	Price	Principal	Interest	Total Proceeds	Reason For Trade
Facility Increase								
UniTek Global Services Inc - New Incremental Term Loan PIK	UTKGSI_NITLPK	30-May-2014	\$10,762.64	\$0.00	(\$10,762.64)	\$0.00	(\$10,762.64)	
Facility Increase Subtotal			\$10,762.64		(\$10,762.64)	\$0.00	(\$10,762.64)	
LIBOR Paydown								
Compucom Systems Inc - Term Loan	COMPUCOMSY_TL	07-May-2014	(\$269,270.15)	\$0.00	\$269,270.15	\$0.00	\$269,270.15	
First American Payment Systems - First Lien Term Loan	1STAMPYMT_FL	06-May-2014	(\$16,000.00)	\$0.00	\$16,000.00	\$0.00	\$16,000.00	
Hoffmaster Group Inc - Retired - First Lien Term Loan	HOFFMSTRGP_TL	09-May-2014	(\$1,263,347.90)	\$0.00	\$1,263,347.90	\$0.00	\$1,263,347.90	
Hoffmaster Group Inc - Retired - First Lien Term Loan	HOFFMSTRGP_TL	09-May-2014	(\$384,785.77)	\$0.00	\$384,785.77	\$0.00	\$384,785.77	
Hoffmaster Group Inc - Retired - First Lien Term Loan	HOFFMSTRGP_TL	09-May-2014	(\$261,654.32)	\$0.00	\$261,654.32	\$0.00	\$261,654.32	
NAB Holdings LLC - Term Loan Retired 05/21/2014	NABHOLDNG_TL	21-May-2014	(\$2,709,601.10)	\$0.00	\$2,709,601.10	\$0.00	\$2,709,601.10	
NAB Holdings LLC - Term Loan Retired 05/21/2014	NABHOLDNG_TL	21-May-2014	(\$321,028.88)	\$0.00	\$321,028.88	\$0.00	\$321,028.88	
Otter Products LLC - Term Loan	OTTERPRDCT_TL	09-May-2014	(\$59,125.91)	\$0.00	\$59,125.91	\$0.00	\$59,125.91	
Otter Products LLC - Term Loan	OTTERPRDCT_TL	13-May-2014	(\$471,423.80)	\$0.00	\$471,423.80	\$0.00	\$471,423.80	
Otter Products LLC - Term Loan	OTTERPRDCT_TL	03-Jun-2014	(\$378,732.35)	\$0.00	\$378,732.35	\$0.00	\$378,732.35	
Sportsman's Warehouse Inc - First Out Term Loan	SPRTSMNW_FOTL	23-May-2014	(\$122,553.19)	\$0.00	\$122,553.19	\$0.00	\$122,553.19	
TravelCLICK Inc - First Lien Term B Loan	TRVLCLCK_FLTB	06-May-2014	(\$9,481,696.12)	\$0.00	\$9,481,696.12	\$0.00	\$9,481,696.12	
LIBOR Paydown Subtotal			(\$15,739,219.48)		\$15,739,219.48	\$0.00	\$15,739,219.48	
Prime Paydown								
ABB Con-Cise Optical Group LLC - Term B-1 Loan	ABBCONCSE_TB1	05-May-2014	(\$32,899.66)	\$0.00	\$32,899.66	\$0.00	\$32,899.66	
Grede II LLC - Term Loan	GREDEILLC_TL	30-May-2014	(\$86,344.10)	\$0.00	\$86,344.10	\$0.00	\$86,344.10	
Grede II LLC - Term Loan	GREDEILLC_TL	02-Jun-2014	(\$1,678,137.44)	\$0.00	\$1,678,137.44	\$0.00	\$1,678,137.44	
Prime Paydown Subtotal			(\$1,797,381.20)		\$1,797,381.20	\$0.00	\$1,797,381.20	
Purchases								
ASP HHI Acquisition Co Inc - Additional Term Loan	ASPHHIACQ_RTL	21-May-2014	\$2,000,000.00	\$99.63	(\$1,992,500.00)	\$0.00	(\$1,992,500.00)	
NAB Holdings LLC - Term Loan	NABHLLC_FLTL	29-May-2014	\$9,500,000.00	\$99.25	(\$9,428,750.00)	\$0.00	(\$9,428,750.00)	
Purchases Subtotal			\$11,500,000.00		(\$11,421,250.00)	\$0.00	(\$11,421,250.00)	
Sales								
Otter Products LLC - Term Loan	OTTERPRDCT_TL	28-May-2014	(\$7,000,000.00)	\$100.00	\$7,000,000.00	\$0.00	\$7,000,000.00	
Sales Subtotal			(\$7,000,000.00)		\$7,000,000.00	\$0.00	\$7,000,000.00	
Grand Total			(\$13,025,838.05)		\$13,104,588.05	\$0.00	\$13,104,588.05	

Class A/B Overcollateralization Ratio Test

Report Summary

Current Distribution Period : 27-May-2014 - 25-Aug-2014

Current Collection Period : 03-May-2014 - 04-Aug-2014

	Outcome	Requirement	
OC Coverage %	163.18%	>= 152.50%	PASS

Collateral			
Aggregate Principal Balance of Collateral Obligations		\$312,605,505.11	
Less:			
Total Haircut Amount		\$3,644,477.71	
Plus:			
Principal Proceeds		\$10,871,184.00	
Adjusted Collateral Principal Amount (Numerator)			\$319,832,211.40
 Aggregate Outstanding Amount of Secured Notes			 \$196,000,000.00

Tranche	Par Amount Outstanding
A	
Class A-1 Notes	\$176,000,000.00
A Subtotal	\$176,000,000.00
B	
Class B-1 Notes	\$20,000,000.00
B Subtotal	\$20,000,000.00
Grand Total	\$196,000,000.00

Class C-1 Overcollateralization Ratio Test

Report Summary

Current Distribution Period : 27-May-2014 - 25-Aug-2014

Current Collection Period : 03-May-2014 - 04-Aug-2014

	Outcome	Requirement	
OC Coverage %	146.04%	>= 136.50%	PASS

Collateral			
Aggregate Principal Balance of Collateral Obligations		\$312,605,505.11	
Less:			
Total Haircut Amount		\$3,644,477.71	
Plus:			
Principal Proceeds		\$10,871,184.00	
Adjusted Collateral Principal Amount (Numerator)			\$319,832,211.40
 Aggregate Outstanding Amount of Secured Notes			 \$219,000,000.00

Tranche	Par Amount Outstanding
A	
Class A-1 Notes	\$176,000,000.00
A Subtotal	\$176,000,000.00
B	
Class B-1 Notes	\$20,000,000.00
B Subtotal	\$20,000,000.00
C	
Class C-1 Notes	\$23,000,000.00
C Subtotal	\$23,000,000.00
Grand Total	\$219,000,000.00

Class D-1 Overcollateralization Ratio Test

Report Summary

Current Distribution Period : 27-May-2014 - 25-Aug-2014

Current Collection Period : 03-May-2014 - 04-Aug-2014

	Outcome	Requirement	
OC Coverage %	133.26%	>= 126.00%	PASS

Collateral			
Aggregate Principal Balance of Collateral Obligations		\$312,605,505.11	
Less:			
Total Haircut Amount		\$3,644,477.71	
Plus:			
Principal Proceeds		\$10,871,184.00	
Adjusted Collateral Principal Amount (Numerator)			\$319,832,211.40
 Aggregate Outstanding Amount of Secured Notes			 \$240,000,000.00

Tranche	Par Amount Outstanding
A	
Class A-1 Notes	\$176,000,000.00
A Subtotal	\$176,000,000.00
B	
Class B-1 Notes	\$20,000,000.00
B Subtotal	\$20,000,000.00
C	
Class C-1 Notes	\$23,000,000.00
C Subtotal	\$23,000,000.00
D	
Class D-1 Notes	\$21,000,000.00
D Subtotal	\$21,000,000.00
Grand Total	\$240,000,000.00

Class A/B Interest Coverage Test

Report Summary

Current Distribution Period : 27-May-2014 - 25-Aug-2014

Current Collection Period : 03-May-2014 - 04-Aug-2014

	Outcome	Requirement	
Interest Coverage %	489.62%	>= 160.00%	PASS

Actual:

Interest Received on CDS	\$1,234,004.39	
Miscellaneous Interest Proceeds	\$0.00	
Interest Receivable not projected	\$0.00	
Subtotal:		\$1,234,004.39

Projected:

Interest on CDS	\$3,937,513.68	
Reinvestment Income	\$34.84	
Interest on Account Balances	\$290.15	
Subtotal:		\$3,937,838.66

Less:

Principal Financed Accrued Interest	\$0.00	
Section 11.1(a)(i)(A) and (B)	\$0.00	
Subtotal:		\$0.00

Collateral Interest Amount (Numerator): **\$5,171,843.06**

Interest due and payable on the Secured Notes (Denominator): **\$1,056,303.50**

All-In-Rate	Base Rate	Spread	Date From	Date To	Par Amount	Interest
Class A-1 Notes						
1.9772%	0.2272%	1.7500%	27-May-2014	25-Aug-2014	\$176,000,000.00	\$869,946.00
				Class A-1 Notes Subtotal	\$176,000,000.00	\$869,946.00
Class B-1 Notes						
3.7272%	0.2272%	3.5000%	27-May-2014	25-Aug-2014	\$20,000,000.00	\$186,357.50

Class B-1 Notes Subtotal	\$20,000,000.00	\$186,357.50
	<hr/>	<hr/>
Grand Total	\$196,000,000.00	\$1,056,303.50
	<hr/> <hr/>	<hr/> <hr/>

Class C-1 Interest Coverage Test

Report Summary

Current Distribution Period : 27-May-2014 - 25-Aug-2014

Current Collection Period : 03-May-2014 - 04-Aug-2014

	Outcome	Requirement	
Interest Coverage %	385.24%	>= 140.00%	PASS

Actual:

Interest Received on CDS	\$1,234,004.39	
Miscellaneous Interest Proceeds	\$0.00	
Interest Receivable not projected	\$0.00	
Subtotal:		\$1,234,004.39

Projected:

Interest on CDS	\$3,937,513.68	
Reinvestment Income	\$34.84	
Interest on Account Balances	\$290.15	
Subtotal:		\$3,937,838.66

Less:

Principal Financed Accrued Interest	\$0.00	
Section 11.1(a)(i)(A) and (B)	\$0.00	
Subtotal:		\$0.00

Collateral Interest Amount (Numerator): **\$5,171,843.06**

Interest due and payable on the Secured Notes (Denominator): **\$1,342,489.63**

All-In-Rate	Base Rate	Spread	Date From	Date To	Par Amount	Interest	
Class A-1 Notes							
1.9772%	0.2272%	1.7500%	27-May-2014	25-Aug-2014	\$176,000,000.00	\$869,946.00	
					Class A-1 Notes Subtotal	\$176,000,000.00	\$869,946.00
Class B-1 Notes							
3.7272%	0.2272%	3.5000%	27-May-2014	25-Aug-2014	\$20,000,000.00	\$186,357.50	

					Class B-1 Notes Subtotal	\$20,000,000.00	\$186,357.50
Class C-1 Interest on Deferred Interest							
0.0000%	0.0000%	0.0000%	03-Jun-2014	03-Jun-2014		\$0.00	\$0.00
					Class C-1 Interest on Deferred Interest Subtotal	\$0.00	\$0.00
Class C-1 Notes							
4.9772%	0.2272%	4.7500%	27-May-2014	25-Aug-2014		\$23,000,000.00	\$286,186.13
					Class C-1 Notes Subtotal	\$23,000,000.00	\$286,186.13
					Grand Total	\$219,000,000.00	\$1,342,489.63

Class D-1 Interest Coverage Test

Report Summary

Current Distribution Period : 27-May-2014 - 25-Aug-2014

Current Collection Period : 03-May-2014 - 04-Aug-2014

	Outcome	Requirement	
Interest Coverage %	312.25%	>= 120.00%	PASS

Actual:

Interest Received on CDS	\$1,234,004.39	
Miscellaneous Interest Proceeds	\$0.00	
Interest Receivable not projected	\$0.00	
Subtotal:		\$1,234,004.39

Projected:

Interest on CDS	\$3,937,513.68	
Reinvestment Income	\$34.84	
Interest on Account Balances	\$290.15	
Subtotal:		\$3,937,838.66

Less:

Principal Financed Accrued Interest	\$0.00	
Section 11.1(a)(i)(A) and (B)	\$0.00	
Subtotal:		\$0.00

Collateral Interest Amount (Numerator): **\$5,171,843.06**

Interest due and payable on the Secured Notes (Denominator): **\$1,656,290.00**

All-In-Rate	Base Rate	Spread	Date From	Date To	Par Amount	Interest
Class A-1 Notes						
1.9772%	0.2272%	1.7500%	27-May-2014	25-Aug-2014	\$176,000,000.00	\$869,946.00
					Class A-1 Notes Subtotal	\$869,946.00
Class B-1 Notes						
3.7272%	0.2272%	3.5000%	27-May-2014	25-Aug-2014	\$20,000,000.00	\$186,357.50

					Class B-1 Notes Subtotal	\$20,000,000.00	\$186,357.50
Class C-1 Interest on Deferred Interest							
0.0000%	0.0000%	0.0000%	03-Jun-2014	03-Jun-2014		\$0.00	\$0.00
					Class C-1 Interest on Deferred Interest Subtotal	\$0.00	\$0.00
Class C-1 Notes							
4.9772%	0.2272%	4.7500%	27-May-2014	25-Aug-2014		\$23,000,000.00	\$286,186.13
					Class C-1 Notes Subtotal	\$23,000,000.00	\$286,186.13
Class D-1 Interest on Deferred Interest							
0.0000%	0.0000%	0.0000%	03-Jun-2014	03-Jun-2014		\$0.00	\$0.00
					Class D-1 Interest on Deferred Interest Subtotal	\$0.00	\$0.00
Class D-1 Notes							
5.9772%	0.2272%	5.7500%	27-May-2014	25-Aug-2014		\$21,000,000.00	\$313,800.38
					Class D-1 Notes Subtotal	\$21,000,000.00	\$313,800.38
					Grand Total	\$240,000,000.00	\$1,656,290.00

Interest Diversion Test

Report Summary

Current Distribution Period : 27-May-2014 - 25-Aug-2014

Current Collection Period : 03-May-2014 - 04-Aug-2014

	Outcome	Requirement	
OC Coverage %	133.26%	>= 126.00%	PASS

Collateral			
Aggregate Principal Balance of Collateral Obligations		\$312,605,505.11	
Less:			
Total Haircut Amount		\$3,644,477.71	
Plus:			
Principal Proceeds		\$10,871,184.00	
Adjusted Collateral Principal Amount (Numerator)			\$319,832,211.40
 Aggregate Outstanding Amount of Secured Notes			 \$240,000,000.00

Tranche	Par Amount Outstanding
A	
Class A-1 Notes	\$176,000,000.00
A Subtotal	\$176,000,000.00
B	
Class B-1 Notes	\$20,000,000.00
B Subtotal	\$20,000,000.00
C	
Class C-1 Notes	\$23,000,000.00
C Subtotal	\$23,000,000.00
D	
Class D-1 Notes	\$21,000,000.00
D Subtotal	\$21,000,000.00
Grand Total	\$240,000,000.00

Portfolio Assets: Principal Financed Accrued Interest

OC Test Adjustment: Accrued Interest Purchased with Principal	\$0.00
IC Test Adjustment: Accrued Interest Purchased with Principal	\$0.00

No records matched the report criteria or there is no data available.

Maximum Moody's Weighted Average Rating Factor Test

Adjusted Weighted Average Moody's Rating Factor 3389
 Maximum Moody's Weighted Average Rating Factor <=3450

Result **PASS**

Description	Security ID	Asset Type	Principal Balance	Moody's DP Rating AF CW - Adjusted	Rating Factor	Weight
ABB Con-Cise Optical Group LLC - Term B-1 Loan	ABBCONCSE_TB1	Loan	\$6,567,100.34	B2	2,720.00	\$17,862,512,924.80
Aricent Technologies - First Lien Initial Term Loan	ARCNTTCHNL_TL	Loan	\$9,000,000.00	B2	2,720.00	\$24,480,000,000.00
Arsoane Acquisition LLC - First Lien Tranche B Term Loan	ARSLAONE_TRB	Loan	\$9,552,000.00	B2	2,720.00	\$25,981,440,000.00
Ascensus Inc - First Lien Initial Term Loan	ASCENSUS_FL	Loan	\$9,473,750.00	B2	2,720.00	\$25,768,600,000.00
ASP HHI Acquisition Co Inc - Additional Term Loan	ASPHHIACQ_RTL	Loan	\$6,012,881.40	B2	2,720.00	\$16,355,037,408.00
Attachmate Corporation - First Lien Term Loan	ATTCHMTE_FL	Loan	\$5,089,179.91	B3	3,490.00	\$17,761,237,885.90
Attachmate Corporation - Second Lien Term Loan	ATCHMTECRP_SL	Loan	\$7,000,000.00	B3	3,490.00	\$24,430,000,000.00
Compucom Systems Inc - Term Loan	COMPUCOMSY_TL	Loan	\$6,678,229.85	B2	2,720.00	\$18,164,785,192.00
CRCI Holdings Inc - Delayed Draw Term Loan	CRCHOLDG_DDTL	Loan	\$1,687,500.00	B3	3,490.00	\$5,889,375,000.00
CRCI Holdings Inc - Dollar Term Loan	CRCIHLDG_USTL	Loan	\$5,783,437.50	B3	3,490.00	\$20,184,196,875.00
Deltek Inc - First Lien Term Loan	DELTEKINC_FL	Loan	\$4,591,875.00	B3	3,490.00	\$16,025,643,750.00
Edmentum Inc - First Lien Term Loan	EDMENTUM_FLTL	Loan	\$1,909,888.91	B2	2,720.00	\$5,194,897,835.20
First American Payment Systems - First Lien Term Loan	1STAMRPYMT_FL	Loan	\$3,424,000.00	B2	2,720.00	\$9,313,280,000.00
First American Payment Systems - Second Lien Term Loan	1STAMRPYMT_SL	Loan	\$5,600,000.00	Caa1	4,770.00	\$26,712,000,000.00
First Data Corp - 2018B New Term Loan	1STDAT_18BNTL	Loan	\$480,952.38	B3	3,490.00	\$1,678,523,806.20
First Data Corp - 2021 Extended USD Term Loan	FDATC_2021EXTL	Loan	\$9,050,721.38	B3	3,490.00	\$31,587,017,616.20
Generic Drug Holdings Inc - Term B-1 Loan	GNRCDRGH_TB1L	Loan	\$3,473,750.00	B3	3,490.00	\$12,123,387,500.00
GlobalLogic Holdings Inc - Term Loan	GLOBALLOGC_TL	Loan	\$9,476,250.00	B3	3,490.00	\$33,072,112,500.00
Healogics Inc - First Lien Term B Loan	HEALOGICS_FL	Loan	\$3,300,000.00	Caa1	4,770.00	\$15,741,000,000.00
Healogics Inc - Second Lien Term Loan	HEALOGICIN_SL	Loan	\$4,000,000.00	Caa3	8,070.00	\$32,280,000,000.00
Help Systems Holdings Inc - First Lien Initial Term Loan	HELPSYS_TL	Loan	\$9,552,000.00	***	***	***
iEnergizer Limited - Term Loan	IENERGZRLD_TL	Loan	\$7,400,000.00	B2	2,720.00	\$20,128,000,000.00
Integra Telecom Holdings Inc - Term B Loan	INTGTLCMH_TBL	Loan	\$4,316,400.00	B3	3,490.00	\$15,064,236,000.00
Jackson Hewitt Inc - Senior Secured Term Loan	JCKSNHWT_SSTL	Loan	\$8,936,405.55	***	***	***
JHCI Acquisition Inc - First Lien Term Loan	JACOBSON_1TL	Loan	\$8,605,227.34	B3	3,490.00	\$30,032,243,416.60
Knowledge Universe Education LLC - Initial Term Loan	KNOWLEDGE_TLF	Loan	\$5,000,000.00	B3	3,490.00	\$17,450,000,000.00
Mercury Payment Systems LLC - Term Loan	MRCRYPYMT_TL	Loan	\$984,873.95	B2	2,720.00	\$2,678,857,144.00
Merrill Communications LLC - Term Loan	MERILCOM_TL	Loan	\$11,444,824.88	B3	3,490.00	\$39,942,438,831.20
NAB Holdings LLC - Term Loan	NABHLLC_FLTL	Loan	\$9,500,000.00	B1	2,220.00	\$21,090,000,000.00
New Breed Inc - Term Loan	NEWBREDINC_TL	Loan	\$5,863,003.13	B2	2,720.00	\$15,947,368,513.60
Packaging Coordinators Inc - First Lien Term Loan B	PCKNGCOORD_FL	Loan	\$4,962,500.00	B3	3,490.00	\$17,319,125,000.00
Presidio Inc - Term Loan	PRESIDIOIN_TL	Loan	\$3,456,250.00	B1	2,220.00	\$7,672,875,000.00
Renfro Corporation - Tranche B Term Loan	RENFRO_TLB	Loan	\$2,633,333.34	B2	2,720.00	\$7,162,666,684.80
SafeNet Inc - First Lien Initial Term Loan	SAFENET_FL	Loan	\$9,500,000.00	B2	2,720.00	\$25,840,000,000.00
Serena Software Inc - Term Loan	SERENASFTW_TL	Loan	\$9,500,000.00	B2	2,720.00	\$25,840,000,000.00
SESAC Holdco II LLC - First Lien Term Loan	SESACHLDCO_FL	Loan	\$8,216,000.00	B2	2,720.00	\$22,347,520,000.00
SourceHOV LLC - First Lien Term B Loan	SOURCEHOV_FL	Loan	\$4,764,000.00	B2	2,720.00	\$12,958,080,000.00
SourceHOV LLC - Second Lien Term Loan	SRCEHOV_SL	Loan	\$2,000,000.00	Caa1	4,770.00	\$9,540,000,000.00
Sportsman's Warehouse Inc - First Out Term Loan	SPRTSMNW_FOTL	Loan	\$6,533,617.02	B2	2,720.00	\$17,771,438,294.40
STG-Fairway Acquisitions Inc - First Lien Term Loan	FRSTADVCRP_FL	Loan	\$3,440,261.95	***	***	***
Stratus Technologies Inc - Initial Term Loan	STRATSTCH_ITL	Loan	\$11,000,000.00	B2	2,720.00	\$29,920,000,000.00
SumTotal Systems LLC - Second Lien Term Loan	SUMTOTLSYS_SL	Loan	\$11,250,000.00	Caa2	6,500.00	\$73,125,000,000.00

Description	Security ID	Asset Type	Principal Balance	Moody's DP Rating AF CW - Adjusted	Rating Factor	Weight
TeleGuam Holdings LLC - Second Lien Term Loan	TELEGUAMHD_SL	Loan	\$5,312,500.00	***	***	***
Topps Company (The) - Term Loan	TOPSCOMPNY_TL	Loan	\$6,683,250.00	B2	2,720.00	\$18,178,440,000.00
Travel Leaders Group LLC - Tranche B Term Loan	TRVLLEADR_TL	Loan	\$9,480,000.00	B2	2,720.00	\$25,785,600,000.00
UniTek Global Services Inc - New Incremental Term Loan	UNITKGLB_NITL	Loan	\$2,948,630.87	Caa2	6,500.00	\$19,166,100,655.00
UniTek Global Services Inc - New Incremental Term Loan PIK	UTKGSI_NITLPK	Loan	\$0.00	Caa2	6,500.00	\$0.00
Vision Solutions Inc - First Lien Term Loan	VISNSOLUT_TLB	Loan	\$3,604,800.36	B2	2,720.00	\$9,805,056,979.20
Vision Solutions Inc - Second Lien Term Loan	VISNSOLT_SLTL	Loan	\$5,600,000.00	Caa1	4,770.00	\$26,712,000,000.00
Volume Holdings Inc - Term Loan	VOLMEHLIN_TL	Loan	\$4,000,000.00	Caa1	4,770.00	\$19,080,000,000.00
Waupaca Foundry Inc - Tranche A-1 Loan	WAUPACFND_TA1	Loan	\$9,106,806.42	B2	2,720.00	\$24,770,513,462.40
		Grand Total	\$307,746,201.49			\$1,042,755,792,249.50

Minimum Weighted Average Spread Test

APB of Collateral Obligations (excluding Defaults and Capitalized Interest)	\$307,746,201.41
APB of Float Rate Collateral Obligations (excluding Defaults and Capitalized Interest)	\$307,746,201.41
Target Initial Par Amount	\$160,000,000.00
LIBOR applicable to the Secured Notes during Interest Accrual Period	0.2272%
LIBOR as of the preceding Interest Determination Date	0.2621%
Aggregate Excess Funded Spread (excluding Defaults and Capitalized Interest)	\$335,605.50
Aggregate Funded Spread (excluding Defaults and Capitalized Interest)	\$19,220,488.54
Aggregate Unfunded Spread (excluding Defaults and Capitalized Interest)	\$21,093.75

Minimum Weighted Average Spread Test

Weighted Average Spread (excluding Defaults and Capitalized Interest)	6.361%	
Excess Weighted Average Coupon	0.000%	
Weighted Average Spread plus Excess Weighted Average Coupon		6.36%
Minimum Weighted Average Spread		>=6.25%

Result: **PASS**

Security	Security ID	Payment Frequency	Amount	Default	Rate Index	Is Libor Floor	Libor Base Rate	All In Rate	Spread	Adjusted Spread	Annual Interest/Adjusted Spread
Float											
ABB Con-Cise Optical Group LLC - Term B-1 Loan	ABBCONCSE_TB1	Quarterly	\$15,585.19	No	PRIME		1.0000%	5.7500%	2.5000%	5.4879%	\$855.30
ABB Con-Cise Optical Group LLC - Term B-1 Loan	ABBCONCSE_TB1	Quarterly	\$1,509,090.91	No	LIBOR	Yes	1.0000%	4.5000%	3.5000%	4.2729%	\$64,481.19
ABB Con-Cise Optical Group LLC - Term B-1 Loan	ABBCONCSE_TB1	Quarterly	\$5,042,424.24	No	LIBOR	Yes	1.0000%	4.5000%	3.5000%	4.2729%	\$215,455.22
Aricent Technologies - First Lien Initial Term Loan	ARCNTTCHNL_TL	Monthly	\$551,020.41	No	LIBOR	Yes	1.0000%	5.5000%	4.5000%	5.2729%	\$29,054.48
Aricent Technologies - First Lien Initial Term Loan	ARCNTTCHNL_TL	Monthly	\$8,448,979.59	No	LIBOR	Yes	1.0000%	5.5000%	4.5000%	5.2729%	\$445,502.02
Arslokane Acquisition LLC - First Lien Tranche B Term Loan	ARSLOANE_TRB	Quarterly	\$9,552,000.00	No	LIBOR	Yes	1.2500%	7.5000%	6.2500%	7.2729%	\$694,702.63
Ascensus Inc - First Lien Initial Term Loan	ASCENSUS_FL	Bi-monthly	\$9,473,750.00	No	LIBOR	Yes	1.0000%	5.0000%	4.0000%	4.7729%	\$452,167.88
ASP HHI Acquisition Co Inc - Additional Term Loan	ASPHHIACQ_RTL	Quarterly	\$6,012,881.40	No	LIBOR	Yes	1.2500%	5.0000%	3.7500%	4.7729%	\$286,985.81
Attachmate Corporation - First Lien Term Loan	ATTCHMTE_FL	Monthly	\$281,012.30	No	LIBOR	Yes	1.5000%	7.2500%	5.7500%	7.0229%	\$19,735.07
Attachmate Corporation - First Lien Term Loan	ATTCHMTE_FL	Quarterly	\$4,808,167.61	No	LIBOR	Yes	1.5000%	7.2500%	5.7500%	7.0229%	\$337,670.40
Attachmate Corporation - Second Lien Term Loan	ATCHMTECRP_SL	Quarterly	\$7,000,000.00	No	LIBOR	Yes	1.5000%	11.0000%	9.5000%	10.7729%	\$754,099.50
Compucom Systems Inc - Term Loan	COMPUCOMSY_TL	Monthly	\$6,678,229.85	No	LIBOR	Yes	1.0000%	4.2500%	3.2500%	4.0229%	\$268,655.17
CRCI Holdings Inc - Delayed Draw Term Loan	CRCHOLDG_DDTL	Quarterly	\$1,687,500.00	No	UNFND		0.0000%	1.2500%	1.2500%	1.2500%	\$21,093.75
CRCI Holdings Inc - Dollar Term Loan	CRCHLDG_USTL	Quarterly	\$5,783,437.50	No	LIBOR	Yes	1.0000%	5.0000%	4.0000%	4.7729%	\$276,034.80
Deltek Inc - First Lien Term Loan	DELTEKINC_FL	Monthly	\$11,625.00	No	LIBOR	Yes	1.0000%	4.5000%	3.5000%	4.2729%	\$496.72
Deltek Inc - First Lien Term Loan	DELTEKINC_FL	Monthly	\$201,668.45	No	LIBOR	Yes	1.0000%	4.5000%	3.5000%	4.2729%	\$8,616.99

Security	Security ID	Payment Frequency	Amount	Default	Rate Index	Is Libor Floor	Libor Base Rate	All In Rate	Spread	Adjusted Spread	Annual Interest/Adjusted Spread
Delttek Inc - First Lien Term Loan	DELTEKINC_FL	Monthly	\$201,668.45	No	LIBOR	Yes	1.0000%	4.5000%	3.5000%	4.2729%	\$8,616.99
Delttek Inc - First Lien Term Loan	DELTEKINC_FL	Monthly	\$4,176,913.09	No	LIBOR	Yes	1.0000%	4.5000%	3.5000%	4.2729%	\$178,473.23
Edmentum Inc - First Lien Term Loan	EDMENTUM_FLTL	Quarterly	\$1,909,888.91	No	LIBOR	Yes	1.0000%	5.5000%	4.5000%	5.2729%	\$100,705.58
First American Payment Systems - First Lien Term Loan	1STAMPYMT_FL	Bi-monthly	\$144,000.00	No	LIBOR	Yes	1.2500%	5.7500%	4.5000%	5.5229%	\$7,952.90
First American Payment Systems - First Lien Term Loan	1STAMPYMT_FL	Quarterly	\$3,280,000.00	No	LIBOR	Yes	1.2500%	5.7500%	4.5000%	5.5229%	\$181,149.48
First American Payment Systems - Second Lien Term Loan	1STAMPYMT_SL	Quarterly	\$5,600,000.00	No	LIBOR	Yes	1.2500%	10.7500%	9.5000%	10.5229%	\$589,279.60
First Data Corp - 2018B New Term Loan	1STDAT_18BNTL	Monthly	\$480,952.38	No	LIBOR	Yes	0.0000%	4.1500%	4.0000%	4.0000%	\$19,238.10
First Data Corp - 2021 Extended USD Term Loan	FDATC_2021EXTL	Monthly	\$9,050,721.38	No	LIBOR		0.0000%	4.1500%	4.0000%	4.0000%	\$362,028.86
Generic Drug Holdings Inc - Term B-1 Loan	GNRCDRGH_TB1L	Quarterly	\$3,473,750.00	No	LIBOR	Yes	1.0000%	5.0000%	4.0000%	4.7729%	\$165,796.88
GlobalLogic Holdings Inc - Term Loan	GLOBALLOGC_TL	Monthly	\$9,476,250.00	No	LIBOR	Yes	1.0000%	6.2500%	5.2500%	6.0229%	\$570,740.32
Healogics Inc - First Lien Term B Loan	HEALOGICS_FL	Quarterly	\$8,333.33	No	LIBOR	Yes	1.2500%	5.2500%	4.0000%	5.0229%	\$418.57
Healogics Inc - First Lien Term B Loan	HEALOGICS_TL	Quarterly	\$3,291,666.66	No	LIBOR	Yes	1.2500%	5.2500%	4.0000%	5.0229%	\$165,335.48
Healogics Inc - Second Lien Term Loan	HEALOGICIN_SL	Quarterly	\$4,000,000.00	No	LIBOR	Yes	1.2500%	9.2500%	8.0000%	9.0229%	\$360,914.00
Help Systems Holdings Inc - First Lien Initial Term Loan	HELPSYS_TL	Quarterly	\$9,552,000.00	No	LIBOR	Yes	1.0000%	5.5000%	4.5000%	5.2729%	\$503,662.63
iEnergizer Limited - Term Loan	IENERGZRDL_TL	Quarterly	\$7,400,000.00	No	LIBOR	Yes	1.2500%	7.2500%	6.0000%	7.0229%	\$519,690.90
Integra Telecom Holdings Inc - Term B Loan	INTGTLCMH_TBL	Quarterly	\$2,136,400.00	No	LIBOR	Yes	1.2500%	5.2500%	4.0000%	5.0229%	\$107,308.17
Integra Telecom Holdings Inc - Term B Loan	INTGTLCMH_TBL	Quarterly	\$2,180,000.00	No	LIBOR	Yes	1.2500%	5.2500%	4.0000%	5.0229%	\$109,498.13
Jackson Hewitt Inc - Senior Secured Term Loan	JCKSNHWT_SSTL	Quarterly	\$8,936,405.55	No	LIBOR	Yes	1.5000%	10.0000%	8.5000%	9.7729%	\$873,341.51
JHCI Acquisition Inc - First Lien Term Loan	JACOBSON_1TL	Monthly	\$8,605,227.25	No	LIBOR	Yes	1.2500%	7.0000%	5.7500%	6.7729%	\$582,819.13
Knowledge Universe Education LLC - Initial Term Loan	KNOWLEDGE_TLF	Monthly	\$5,000,000.00	No	LIBOR	Yes	1.0000%	5.2500%	4.2500%	5.0229%	\$251,142.50
Mercury Payment Systems LLC - Term Loan	MRCRYPYMT_TL	Monthly	\$979,831.93	No	LIBOR	Yes	1.5000%	5.5000%	4.0000%	5.2729%	\$51,665.07
Mercury Payment Systems LLC - Term Loan	MRCRYPYMT_TL	Quarterly	\$5,042.02	No	LIBOR	Yes	1.5000%	5.5000%	4.0000%	5.2729%	\$265.86
Merrill Communications LLC - Term Loan	MERILCOM_TL	Monthly	\$11,444,824.88	No	LIBOR	Yes	1.0000%	5.7500%	4.7500%	5.5229%	\$632,080.51
NAB Holdings LLC - Term Loan	NABHLLC_FLTL	Monthly	\$9,500,000.00	No	LIBOR	Yes	1.0000%	4.7500%	3.7500%	4.5229%	\$429,670.75
New Breed Inc - Term Loan	NEWBREDINC_TL	Bi-monthly	\$937,677.20	No	LIBOR	Yes	1.2500%	6.0000%	4.7500%	5.7729%	\$54,130.70
New Breed Inc - Term Loan	NEWBREDINC_TL	Bi-monthly	\$4,925,325.93	No	LIBOR	Yes	1.2500%	6.0000%	4.7500%	5.7729%	\$284,331.68
Packaging Coordinators Inc - First Lien Term Loan B	PCKNGCOORD_FL	Quarterly	\$4,962,500.00	No	LIBOR	Yes	1.2500%	5.5000%	4.2500%	5.2729%	\$261,665.18
Presidio Inc - Term Loan	PRESIDIOIN_TL	Quarterly	\$3,456,250.00	No	LIBOR	Yes	1.0000%	5.0000%	4.0000%	4.7729%	\$164,961.63
Renfro Corporation - Tranche B Term Loan	RENFRO_TLB	Quarterly	\$87,878.79	No	LIBOR	Yes	1.2500%	5.7500%	4.5000%	5.5229%	\$4,853.41
Renfro Corporation - Tranche B Term Loan	RENFRO_TLB	Quarterly	\$2,545,454.54	No	LIBOR	Yes	1.2500%	5.7500%	4.5000%	5.5229%	\$140,581.64
SafeNet Inc - First Lien Initial Term Loan	SAFENET_FL	Monthly	\$9,500,000.00	No	LIBOR	Yes	1.0000%	5.5000%	4.5000%	5.2729%	\$500,920.75
Serena Software Inc - Term Loan	SERENASFTW_TL	Monthly	\$9,500,000.00	No	LIBOR	Yes	1.0000%	7.5000%	6.5000%	7.2729%	\$690,920.75
SESAC Holdco II LLC - First Lien Term Loan	SESACHLDCO_FL	Monthly	\$8,216,000.00	No	LIBOR	Yes	1.2500%	5.0000%	4.0000%	5.0229%	\$412,677.36
SourceHOV LLC - First Lien Term B Loan	SOURCEHOV_FL	Monthly	\$4,764,000.00	No	LIBOR	Yes	1.2500%	5.2500%	4.0000%	5.0229%	\$239,288.57
SourceHOV LLC - Second Lien Term Loan	SRCEHOV_SL	Monthly	\$2,000,000.00	No	LIBOR	Yes	1.2500%	8.7500%	7.5000%	8.5229%	\$170,457.00
Sportsman's Warehouse Inc - First Out Term Loan	SPRTSMNW_FOTL	Quarterly	\$6,533,617.02	No	LIBOR	Yes	1.2500%	7.2500%	6.0000%	7.0229%	\$458,846.12
STG-Fairway Acquisitions Inc - First Lien Term Loan	FRSTADVCRP_FL	Monthly	\$8,681.52	No	LIBOR	Yes	1.2500%	6.2500%	5.0000%	6.0229%	\$522.88
STG-Fairway Acquisitions Inc - First Lien Term Loan	FRSTADVCRP_FL	Quarterly	\$3,431,580.42	No	LIBOR	Yes	1.2500%	6.2500%	5.0000%	6.0229%	\$206,678.94
Stratus Technologies Inc - Initial Term Loan	STRATSTCH_ITL	Quarterly	\$11,000,000.00	No	LIBOR	Yes	1.0000%	6.0000%	5.0000%	5.7729%	\$635,013.50
SumTotal Systems LLC - Second Lien Term Loan	SUMTOTLSYS_SL	Quarterly	\$11,250,000.00	No	LIBOR	Yes	1.2500%	10.2500%	9.0000%	10.0229%	\$1,127,570.63
TeleGuam Holdings LLC - Second Lien Term Loan	TELEGUAMHD_TL	Monthly	\$5,312,500.00	No	LIBOR	Yes	1.2500%	8.7500%	7.5000%	8.5229%	\$452,776.41
Topps Company (The) - Term Loan	TOPSCOMPNY_TL	Quarterly	\$6,683,250.00	No	LIBOR	Yes	1.2500%	7.2500%	6.0000%	7.0229%	\$469,354.62
Travel Leaders Group LLC - Tranche B Term Loan	TRVLLEADR_TL	Quarterly	\$9,480,000.00	No	LIBOR	Yes	1.0000%	7.0000%	6.0000%	6.7729%	\$642,066.18
UniTek Global Services Inc - New Incremental Term Loan	UNITKGLB_NITL	Monthly	\$2,948,630.87	No	LIBOR	Yes	1.5000%	15.0000%	13.5000%	14.7729%	\$435,596.82
Vision Solutions Inc - First Lien Term Loan	VISNSOLUT_TLB	Monthly	\$3,604,800.36	No	LIBOR	Yes	1.5000%	6.0000%	4.5000%	5.7729%	\$208,099.72
Vision Solutions Inc - Second Lien Term Loan	VISNSOLT_SLTL	Monthly	\$5,600,000.00	No	LIBOR	Yes	1.2500%	9.5000%	8.0000%	9.2729%	\$519,279.60
Volume Holdings Inc - Term Loan	VOLMEHLDIN_TL	Quarterly	\$4,000,000.00	No	LIBOR		0.0000%	5.2500%	4.2500%	4.2500%	\$170,000.00
Waupaca Foundry Inc - Tranche A-1 Loan	WAUPACFND_TA1	Bi-monthly	\$3,445,035.42	No	LIBOR	Yes	1.0000%	4.0000%	3.0000%	3.7729%	\$129,976.02
Waupaca Foundry Inc - Tranche A-1 Loan	WAUPACFND_TA1	Quarterly	\$2,117,987.05	No	LIBOR	Yes	1.0000%	4.0000%	3.0000%	3.7729%	\$79,908.47
Waupaca Foundry Inc - Tranche A-1 Loan	WAUPACFND_TA1	Quarterly	\$3,543,783.96	No	LIBOR	Yes	1.0000%	4.0000%	3.0000%	3.7729%	\$133,701.65
Float Subtotal			\$307,746,201.41								\$19,241,582.29

Grand Total \$307,746,201.41

\$19,241,582.29

Minimum Weighted Average Coupon Test

APB of Collateral Obligations (excluding Defaults and Capitalized Interest)	\$307,746,201.41
APB of Fixed Rate Collateral Obligations (excluding Defaults and Capitalized Interest)	\$0.00
Aggregate Coupon (excluding Defaults and Capitalized Interest)	\$0.00

Minimum Weighted Average Fixed Rate Coupon Test

Weighted Average Fixed Rate Coupon (excluding Defaults and Capitalized Interest)	0.000%	
Excess Weighted Average Floating Spread	0.000%	
Weighted Average Fixed Rate Coupon plus Excess Weighted Average Floating Spread		0.00%
Minimum Weighted Average Fixed Rate Coupon		>=7.00%
Result:		N/A

No records matched the report criteria or there is no data available.

Portfolio Assets: Weighted Average Spread - S&P CDO Monitor

APB of Collateral Obligations (excluding Defaults and Capitalized Interest)	\$307,746,201.41
APB of Float Rate Collateral Obligations (excluding Defaults and Capitalized Interest)	\$307,746,201.41
Aggregate Funded Spread (excluding Defaults and Capitalized Interest)	\$16,503,856.30
Aggregate Unfunded Spread (excluding Defaults and Capitalized Interest)	\$21,093.75

Weighted Average Spread for S&P CDO Monitor (excluding Defaults and Capitalized Interest) 5.370%

Security	Security ID	Payment Frequency	Amount	Default	Rate Index	All In Rate	Spread	Adjusted Spread	Annual Interest/Adjusted Spread
Float									
ABB Con-Cise Optical Group LLC - Term B-1 Loan	ABBCONCSE_TB1	Quarterly	\$15,585.19	No	PRIME	5.7500%	2.5000%	2.5000%	\$389.63
ABB Con-Cise Optical Group LLC - Term B-1 Loan	ABBCONCSE_TB1	Quarterly	\$1,509,090.91	No	LIBOR	4.5000%	3.5000%	3.5000%	\$52,818.18
ABB Con-Cise Optical Group LLC - Term B-1 Loan	ABBCONCSE_TB1	Quarterly	\$5,042,424.24	No	LIBOR	4.5000%	3.5000%	3.5000%	\$176,484.85
Aricent Technologies - First Lien Initial Term Loan	ARCNTTCHNL_TL	Monthly	\$551,020.41	No	LIBOR	5.5000%	4.5000%	4.5000%	\$24,795.92
Aricent Technologies - First Lien Initial Term Loan	ARCNTTCHNL_TL	Monthly	\$8,448,979.59	No	LIBOR	5.5000%	4.5000%	4.5000%	\$380,204.08
Arsloane Acquisition LLC - First Lien Tranche B Term Loan	ARSLOANE_TRB	Quarterly	\$9,552,000.00	No	LIBOR	7.5000%	6.2500%	6.2500%	\$597,000.00
Ascensus Inc - First Lien Initial Term Loan	ASCENSUS_FL	Bi-monthly	\$9,473,750.00	No	LIBOR	5.0000%	4.0000%	4.0000%	\$378,950.00
ASP HHI Acquisition Co Inc - Additional Term Loan	ASPHHIACQ_RTL	Quarterly	\$6,012,881.40	No	LIBOR	5.0000%	3.7500%	3.7500%	\$225,483.05
Attachmate Corporation - First Lien Term Loan	ATTCHMTE_FL	Monthly	\$281,012.30	No	LIBOR	7.2500%	5.7500%	5.7500%	\$16,158.21
Attachmate Corporation - First Lien Term Loan	ATTCHMTE_FL	Quarterly	\$4,808,167.61	No	LIBOR	7.2500%	5.7500%	5.7500%	\$276,469.64
Attachmate Corporation - Second Lien Term Loan	ATCHMTECRP_SL	Quarterly	\$7,000,000.00	No	LIBOR	11.0000%	9.5000%	9.5000%	\$665,000.00
Compucom Systems Inc - Term Loan	COMPUCOMSY_TL	Monthly	\$6,678,229.85	No	LIBOR	4.2500%	3.2500%	3.2500%	\$217,042.47
CRCI Holdings Inc - Delayed Draw Term Loan	CRCHOLDG_DDTL	Quarterly	\$1,687,500.00	No	UNFND	1.2500%	1.2500%	1.2500%	\$21,093.75
CRCI Holdings Inc - Dollar Term Loan	CRCHLDG_USTL	Quarterly	\$5,783,437.50	No	LIBOR	5.0000%	4.0000%	4.0000%	\$231,337.50
Deltek Inc - First Lien Term Loan	DELTEKINC_FL	Monthly	\$11,625.00	No	LIBOR	4.5000%	3.5000%	3.5000%	\$406.88
Deltek Inc - First Lien Term Loan	DELTEKINC_FL	Monthly	\$201,668.45	No	LIBOR	4.5000%	3.5000%	3.5000%	\$7,058.40
Deltek Inc - First Lien Term Loan	DELTEKINC_FL	Monthly	\$201,668.45	No	LIBOR	4.5000%	3.5000%	3.5000%	\$7,058.40
Deltek Inc - First Lien Term Loan	DELTEKINC_FL	Monthly	\$4,176,913.09	No	LIBOR	4.5000%	3.5000%	3.5000%	\$146,191.96
Edmentum Inc - First Lien Term Loan	EDMENTUM_FLTL	Quarterly	\$1,909,888.91	No	LIBOR	5.5000%	4.5000%	4.5000%	\$85,945.00
First American Payment Systems - First Lien Term Loan	1STAMPYMT_FL	Bi-monthly	\$144,000.00	No	LIBOR	5.7500%	4.5000%	4.5000%	\$6,480.00
First American Payment Systems - First Lien Term Loan	1STAMPYMT_FL	Quarterly	\$3,280,000.00	No	LIBOR	5.7500%	4.5000%	4.5000%	\$147,600.00
First American Payment Systems - Second Lien Term Loan	1STAMPYMT_SL	Quarterly	\$5,600,000.00	No	LIBOR	10.7500%	9.5000%	9.5000%	\$532,000.00
First Data Corp - 2018B New Term Loan	1STDAT_18BNTL	Monthly	\$480,952.38	No	LIBOR	4.1500%	4.0000%	4.0000%	\$19,238.10
First Data Corp - 2021 Extended USD Term Loan	FDATC_2021EXTL	Monthly	\$9,050,721.38	No	LIBOR	4.1500%	4.0000%	4.0000%	\$362,028.86
Generic Drug Holdings Inc - Term B-1 Loan	GNRCDRGH_TB1L	Quarterly	\$3,473,750.00	No	LIBOR	5.0000%	4.0000%	4.0000%	\$138,950.00
GlobalLogic Holdings Inc - Term Loan	GLOBALLOGC_TL	Monthly	\$9,476,250.00	No	LIBOR	6.2500%	5.2500%	5.2500%	\$497,503.13
Healogics Inc - First Lien Term B Loan	HEALOGICS_FL	Quarterly	\$8,333.33	No	LIBOR	5.2500%	4.0000%	4.0000%	\$333.33
Healogics Inc - First Lien Term B Loan	HEALOGICS_FL	Quarterly	\$3,291,666.66	No	LIBOR	5.2500%	4.0000%	4.0000%	\$131,666.67
Healogics Inc - Second Lien Term Loan	HEALOGICIN_SL	Quarterly	\$4,000,000.00	No	LIBOR	9.2500%	8.0000%	8.0000%	\$320,000.00
Help Systems Holdings Inc - First Lien Initial Term Loan	HELPSYS_TL	Quarterly	\$9,552,000.00	No	LIBOR	5.5000%	4.5000%	4.5000%	\$429,840.00
iEnergizer Limited - Term Loan	IENERGZRLD_TL	Quarterly	\$7,400,000.00	No	LIBOR	7.2500%	6.0000%	6.0000%	\$444,000.00
Integra Telecom Holdings Inc - Term B Loan	INTGTLCMH_TBL	Quarterly	\$2,136,400.00	No	LIBOR	5.2500%	4.0000%	4.0000%	\$85,456.00

Security	Security ID	Payment Frequency	Amount	Default	Rate Index	All In Rate	Spread	Adjusted Spread	Annual Interest/Adjusted Spread
Integra Telecom Holdings Inc - Term B Loan	INTGTLCMH_TBL	Quarterly	\$2,180,000.00	No	LIBOR	5.2500%	4.0000%	4.0000%	\$87,200.00
Jackson Hewitt Inc - Senior Secured Term Loan	JCKSNHWT_SSTL	Quarterly	\$8,936,405.55	No	LIBOR	10.0000%	8.5000%	8.5000%	\$759,594.47
JHCI Acquisition Inc - First Lien Term Loan	JACOBSON_1TL	Monthly	\$8,605,227.25	No	LIBOR	7.0000%	5.7500%	5.7500%	\$494,800.57
Knowledge Universe Education LLC - Initial Term Loan	KNOWLEDGE_TLF	Monthly	\$5,000,000.00	No	LIBOR	5.2500%	4.2500%	4.2500%	\$212,500.00
Mercury Payment Systems LLC - Term Loan	MRCRYPYMT_TL	Monthly	\$979,831.93	No	LIBOR	5.5000%	4.0000%	4.0000%	\$39,193.28
Mercury Payment Systems LLC - Term Loan	MRCRYPYMT_TL	Quarterly	\$5,042.02	No	LIBOR	5.5000%	4.0000%	4.0000%	\$201.68
Merrill Communications LLC - Term Loan	MERILCOM_TL	Monthly	\$11,444,824.88	No	LIBOR	5.7500%	4.7500%	4.7500%	\$543,629.18
NAB Holdings LLC - Term Loan	NABHLLC_FLTL	Monthly	\$9,500,000.00	No	LIBOR	4.7500%	3.7500%	3.7500%	\$356,250.00
New Breed Inc - Term Loan	NEWBREDINC_TL	Bi-monthly	\$937,677.20	No	LIBOR	6.0000%	4.7500%	4.7500%	\$44,539.67
New Breed Inc - Term Loan	NEWBREDINC_TL	Bi-monthly	\$4,925,325.93	No	LIBOR	6.0000%	4.7500%	4.7500%	\$233,952.98
Packaging Coordinators Inc - First Lien Term Loan B	PCKNGCOORD_FL	Quarterly	\$4,962,500.00	No	LIBOR	5.5000%	4.2500%	4.2500%	\$210,906.25
Presidio Inc - Term Loan	PRESIDIOIN_TL	Quarterly	\$3,456,250.00	No	LIBOR	5.0000%	4.0000%	4.0000%	\$138,250.00
Renfro Corporation - Tranche B Term Loan	RENFRO_TLB	Quarterly	\$87,878.79	No	LIBOR	5.7500%	4.5000%	4.5000%	\$3,954.55
Renfro Corporation - Tranche B Term Loan	RENFRO_TLB	Quarterly	\$2,545,454.54	No	LIBOR	5.7500%	4.5000%	4.5000%	\$114,545.45
SafeNet Inc - First Lien Initial Term Loan	SAFENET_FL	Monthly	\$9,500,000.00	No	LIBOR	5.5000%	4.5000%	4.5000%	\$427,500.00
Serena Software Inc - Term Loan	SERENASFTW_TL	Monthly	\$9,500,000.00	No	LIBOR	7.5000%	6.5000%	6.5000%	\$617,500.00
SESAC Holdco II LLC - First Lien Term Loan	SESACHLDCO_FL	Monthly	\$8,216,000.00	No	LIBOR	5.0000%	4.0000%	4.0000%	\$328,640.00
SourceHOV LLC - First Lien Term B Loan	SOURCEHOV_FL	Monthly	\$4,764,000.00	No	LIBOR	5.2500%	4.0000%	4.0000%	\$190,560.00
SourceHOV LLC - Second Lien Term Loan	SRCEHOV_SL	Monthly	\$2,000,000.00	No	LIBOR	8.7500%	7.5000%	7.5000%	\$150,000.00
Sportsman's Warehouse Inc - First Out Term Loan	SPRTSMNW_FOTL	Quarterly	\$6,533,617.02	No	LIBOR	7.2500%	6.0000%	6.0000%	\$392,017.02
STG-Fairway Acquisitions Inc - First Lien Term Loan	FRSTADVCRP_FL	Monthly	\$8,681.52	No	LIBOR	6.2500%	5.0000%	5.0000%	\$434.08
STG-Fairway Acquisitions Inc - First Lien Term Loan	FRSTADVCRP_FL	Quarterly	\$3,431,580.42	No	LIBOR	6.2500%	5.0000%	5.0000%	\$171,579.02
Stratus Technologies Inc - Initial Term Loan	STRATSTCH_ITL	Quarterly	\$11,000,000.00	No	LIBOR	6.0000%	5.0000%	5.0000%	\$550,000.00
SumTotal Systems LLC - Second Lien Term Loan	SUMTOTLSYS_SL	Quarterly	\$11,250,000.00	No	LIBOR	10.2500%	9.0000%	9.0000%	\$1,012,500.00
TeleGuam Holdings LLC - Second Lien Term Loan	TELEGUAMHD_SL	Monthly	\$5,312,500.00	No	LIBOR	8.7500%	7.5000%	7.5000%	\$398,437.50
Topps Company (The) - Term Loan	TOPSCOMPNY_TL	Quarterly	\$6,683,250.00	No	LIBOR	7.2500%	6.0000%	6.0000%	\$400,995.00
Travel Leaders Group LLC - Tranche B Term Loan	TRVLLEADR_TL	Quarterly	\$9,480,000.00	No	LIBOR	7.0000%	6.0000%	6.0000%	\$568,800.00
UniTek Global Services Inc - New Incremental Term Loan	UNITKGLB_NITL	Monthly	\$2,948,630.87	No	LIBOR	15.0000%	13.5000%	13.5000%	\$398,065.17
Vision Solutions Inc - First Lien Term Loan	VISNSOLUT_TLB	Monthly	\$3,604,800.36	No	LIBOR	6.0000%	4.5000%	4.5000%	\$162,216.02
Vision Solutions Inc - Second Lien Term Loan	VISNSOLT_SLTL	Monthly	\$5,600,000.00	No	LIBOR	9.5000%	8.0000%	8.0000%	\$448,000.00
Volume Holdings Inc - Term Loan	VOLMEHLDIN_TL	Quarterly	\$4,000,000.00	No	LIBOR	5.2500%	4.2500%	4.2500%	\$170,000.00
Waupaca Foundry Inc - Tranche A-1 Loan	WAUPACFND_TA1	Bi-monthly	\$3,445,035.42	No	LIBOR	4.0000%	3.0000%	3.0000%	\$103,351.06
Waupaca Foundry Inc - Tranche A-1 Loan	WAUPACFND_TA1	Quarterly	\$2,117,987.05	No	LIBOR	4.0000%	3.0000%	3.0000%	\$63,539.61
Waupaca Foundry Inc - Tranche A-1 Loan	WAUPACFND_TA1	Quarterly	\$3,543,783.96	No	LIBOR	4.0000%	3.0000%	3.0000%	\$106,313.52
		Float Subtotal	\$307,746,201.41						\$16,524,950.05
		Grand Total	\$307,746,201.41						\$16,524,950.05

Minimum Weighted Average Moody's Recovery Rate Test

Principal Balance Total	\$307,746,201.49
Recovery Amount Total	\$143,782,674.62
Moody Minimum Weighted Average Recovery Rate	46.8%
Requirement	>= 41.00%

RESULT **PASS**

Security	Security ID	Asset Type	Moody's Security Level	Moody's DP Rating	Moody's Rating	Principal Balance	Recovery Rate	Recovery Amount
Senior Secured Loan - Differential >= +2								
Aricent Technologies - First Lien Initial Term Loan	ARCNTTCHNL_TL	Loan	Senior Secured	B2	Ba3	\$9,000,000.00	60.0000%	\$5,400,000.00
Deltek Inc - First Lien Term Loan	DELTEKINC_FL	Loan	Senior Secured	B3	B1	\$4,591,875.00	60.0000%	\$2,755,125.00
Edmentum Inc - First Lien Term Loan	EDMENTUM_FLTL	Loan	Senior Secured	B2	Ba3	\$1,909,888.91	60.0000%	\$1,145,933.35
First Data Corp - 2018B New Term Loan	1STDAT_18BNTL	Loan	Senior Secured	B3	B1	\$480,952.38	60.0000%	\$288,571.43
First Data Corp - 2021 Extended USD Term Loan	FDATC_2021EXTL	Loan	Senior Secured	B3	B1	\$9,050,721.38	60.0000%	\$5,430,432.83
GlobalLogic Holdings Inc - Term Loan	GLOBALLOGC_TL	Loan	Senior Secured	B3	B1	\$9,476,250.00	60.0000%	\$5,685,750.00
JHCI Acquisition Inc - First Lien Term Loan	JACOBSON_1TL	Loan	Senior Secured	B3	B1	\$8,605,227.34	60.0000%	\$5,163,136.41
Merrill Communications LLC - Term Loan	MERILCOM_TL	Loan	Senior Secured	B3	B1	\$11,444,824.88	60.0000%	\$6,866,894.93
Senior Secured Loan - Differential >= +2 Subtotal						\$54,559,739.90		\$32,735,843.94
Senior Secured Loan - Differential = +1								
Arsloane Acquisition LLC - First Lien Tranche B Term Loan	ARSLOANE_TRB	Loan	Senior Secured	B2	B1	\$9,552,000.00	50.0000%	\$4,776,000.00
Ascensus Inc - First Lien Initial Term Loan	ASCENSUS_FL	Loan	Senior Secured	B2	B1	\$9,473,750.00	50.0000%	\$4,736,875.00
Attachmate Corporation - First Lien Term Loan	ATTCHMTE_FL	Loan	Senior Secured	B2	B1	\$5,089,179.91	50.0000%	\$2,544,589.96
Compucom Systems Inc - Term Loan	COMPUCOMSY_TL	Loan	Senior Secured	B2	B1	\$6,678,229.85	50.0000%	\$3,339,114.93
First American Payment Systems - First Lien Term Loan	1STAMPYMT_FL	Loan	Senior Secured	B2	B1	\$3,424,000.00	50.0000%	\$1,712,000.00
Generic Drug Holdings Inc - Term B-1 Loan	GNRCDRGH_TB1L	Loan	Senior Secured	B2	B1	\$3,473,750.00	50.0000%	\$1,736,875.00
Help Systems Holdings Inc - First Lien Initial Term Loan	HELPSYS_TL	Loan	Senior Secured	***	***	\$9,552,000.00	50.0000%	\$4,776,000.00
Integra Telecom Holdings Inc - Term B Loan	INTGTLCMH_TBL	Loan	Senior Secured	B3	B2	\$4,316,400.00	50.0000%	\$2,158,200.00
Knowledge Universe Education LLC - Initial Term Loan	KNOWLEDGE_TLF	Loan	Senior Secured	B3	B2	\$5,000,000.00	50.0000%	\$2,500,000.00
SafeNet Inc - First Lien Initial Term Loan	SAFENET_FL	Loan	Senior Secured	B2	B1	\$9,500,000.00	50.0000%	\$4,750,000.00
SourceHOV LLC - First Lien Term B Loan	SOURCEHOV_FL	Loan	Senior Secured	B2	B1	\$4,764,000.00	50.0000%	\$2,382,000.00
Topps Company (The) - Term Loan	TOPSCOMPNY_TL	Loan	Senior Secured	B2	B1	\$6,683,250.00	50.0000%	\$3,341,625.00
Travel Leaders Group LLC - Tranche B Term Loan	TRVLLEADR_TL	Loan	Senior Secured	B2	B1	\$9,480,000.00	50.0000%	\$4,740,000.00
Vision Solutions Inc - First Lien Term Loan	VISNSOLUT_TLB	Loan	Senior Secured	B2	B1	\$3,604,800.36	50.0000%	\$1,802,400.18
Senior Secured Loan - Differential = +1 Subtotal						\$90,591,360.13		\$45,295,680.06
Senior Secured Loan - Differential = 0								
ABB Con-Cise Optical Group LLC - Term B-1 Loan	ABBCONCSE_TB1	Loan	Senior Secured	B2	B2	\$6,567,100.34	45.0000%	\$2,955,195.15
ASP HHI Acquisition Co Inc - Additional Term Loan	ASPHHIACQ_RTL	Loan	Senior Secured	B2	B2	\$6,012,881.40	45.0000%	\$2,705,796.63
CRCI Holdings Inc - Delayed Draw Term Loan	CRCHOLDG_DDTL	Loan	Senior Secured	B3	B3	\$1,687,500.00	45.0000%	\$759,375.00
CRCI Holdings Inc - Dollar Term Loan	CRCHLDG_USTL	Loan	Senior Secured	B3	B3	\$5,783,437.50	45.0000%	\$2,602,546.88
Healogics Inc - First Lien Term B Loan	HEALOGICS_FL	Loan	Senior Secured	B3	B3	\$3,300,000.00	45.0000%	\$1,485,000.00
iEnergizer Limited - Term Loan	IENERGZRLD_TL	Loan	Senior Secured	B2	B2	\$7,400,000.00	45.0000%	\$3,330,000.00
Jackson Hewitt Inc - Senior Secured Term Loan	JCKSNHWT_SSTL	Loan	Senior Secured	***	***	\$8,936,405.55	50.0000%	\$4,468,202.77
Mercury Payment Systems LLC - Term Loan	MRCRYPYMT_TL	Loan	Senior Secured	B1	B1	\$984,873.95	45.0000%	\$443,193.28
NAB Holdings LLC - Term Loan	NABHLLC_FLTL	Loan	Senior Secured	B1	B1	\$9,500,000.00	45.0000%	\$4,275,000.00
New Breed Inc - Term Loan	NEWBREDINC_TL	Loan	Senior Secured	B2	B2	\$5,863,003.13	45.0000%	\$2,638,351.41
Packaging Coordinators Inc - First Lien Term Loan B	PCKNGCOORD_FL	Loan	Senior Secured	B3	B3	\$4,962,500.00	60.0000%	\$2,977,500.00

Security	Security ID	Asset Type	Moody's Security Level	Moody's DP Rating	Moody's Rating	Principal Balance	Recovery Rate	Recovery Amount
Presidio Inc - Term Loan	PRESIDIOIN_TL	Loan	Senior Secured	B1	B1	\$3,456,250.00	45.0000%	\$1,555,312.50
Renfro Corporation - Tranche B Term Loan	RENFRO_TLB	Loan	Senior Secured	B2	B2	\$2,633,333.34	45.0000%	\$1,185,000.00
Serena Software Inc - Term Loan	SERENASFTW_TL	Loan	Senior Secured	B2	B2	\$9,500,000.00	45.0000%	\$4,275,000.00
SESAC Holdco II LLC - First Lien Term Loan	SESACHLDCO_FL	Loan	Senior Secured	B2	B2	\$8,216,000.00	45.0000%	\$3,697,200.00
Sportsman's Warehouse Inc - First Out Term Loan	SPRTSMNW_FOTL	Loan	Senior Secured	B2	B2	\$6,533,617.02	45.0000%	\$2,940,127.66
STG-Fairway Acquisitions Inc - First Lien Term Loan	FRSTADVCRP_FL	Loan	Senior Secured	***	***	\$3,440,261.95	45.0000%	\$1,548,117.88
Stratus Technologies Inc - Initial Term Loan	STRATSTCH_ITL	Loan	Senior Secured	B2	B2	\$11,000,000.00	45.0000%	\$4,950,000.00
UniTek Global Services Inc - New Incremental Term Loan	UNITKGLB_NITL	Loan	Senior Secured	Caa2	Caa2	\$2,948,630.87	45.0000%	\$1,326,883.89
Volume Holdings Inc - Term Loan	VOLMEHLDIN_TL	Loan	Senior Secured	Caa1	Caa1	\$4,000,000.00	45.0000%	\$1,800,000.00
Senior Secured Loan - Differential = 0 Subtotal						\$112,725,795.04		\$51,917,803.05
Senior Secured Loan - Differential = -1								
Waupaca Foundry Inc - Tranche A-1 Loan	WAUPACFND_TA1	Loan	Senior Secured	B1	B2	\$9,106,806.42	40.0000%	\$3,642,722.57
Senior Secured Loan - Differential = -1 Subtotal						\$9,106,806.42		\$3,642,722.57
Non-Senior Secured Loan - Differential = 0								
Attachmate Corporation - Second Lien Term Loan	ATCHMTECRP_SL	Loan	Second Lien	B2	B2	\$7,000,000.00	25.0000%	\$1,750,000.00
First American Payment Systems - Second Lien Term Loan	1STAMPYMT_SL	Loan	Second Lien	Caa1	Caa1	\$5,600,000.00	25.0000%	\$1,400,000.00
Healogics Inc - Second Lien Term Loan	HEALOGICIN_SL	Loan	Second Lien	Caa2	Caa2	\$4,000,000.00	25.0000%	\$1,000,000.00
SourceHOV LLC - Second Lien Term Loan	SRCEHOV_SL	Loan	Second Lien	Caa1	Caa1	\$2,000,000.00	25.0000%	\$500,000.00
SumTotal Systems LLC - Second Lien Term Loan	SUMTOTLSYS_SL	Loan	Second Lien	Caa1	Caa1	\$11,250,000.00	25.0000%	\$2,812,500.00
TeleGuam Holdings LLC - Second Lien Term Loan	TELEGUAMHD_SL	Loan	Second Lien	***	***	\$5,312,500.00	25.0000%	\$1,328,125.00
Vision Solutions Inc - Second Lien Term Loan	VISNSOLT_SLTL	Loan	Second Lien	Caa1	Caa1	\$5,600,000.00	25.0000%	\$1,400,000.00
Non-Senior Secured Loan - Differential = 0 Subtotal						\$40,762,500.00		\$10,190,625.00
Grand Total						\$307,746,201.49		\$143,782,674.62

Minimum Weighted Average S&P Recovery Rate Test

Weighted Average S&P Recovery Rate Test - Class A-1	PASS
Weighted Average S&P Recovery Rate Test - Class B-1	PASS
Weighted Average S&P Recovery Rate Test - Class C-1	PASS
Weighted Average S&P Recovery Rate Test - Class D-1	PASS
Weighted Average S&P Recovery Rate Test	PASS

Minimum Weighted Average S&P Recovery Rate Test - Class A-1

Class A-1 Note Rating	AAA
Principal Balance Total	\$307,746,201.49
Recovery Amount Total	\$112,974,494.45
Weighted Average Recovery Rate	36.7%
Requirement	>= 32.00%
RESULT	PASS

Description	Security ID	AssetType	First-Lien-Last-Out	Cov-Lite	S&P Security Level	Principal Balance	Recovery Rate	Recovery Amount
Asset Specific Recovery Rating 1								
Attachmate Corporation - First Lien Term Loan	ATTCHMTE_FL	Loan	No	No	Senior Secured	\$5,089,179.91	65.0000%	\$3,307,966.94
Edmentum Inc - First Lien Term Loan	EDMENTUM_FLTL	Loan	No	No	Senior Secured	\$1,909,888.91	65.0000%	\$1,241,427.79
Asset Specific Recovery Rating 1 Subtotal						\$6,999,068.82		\$4,549,394.74
Asset Specific Recovery Rating 2								
Aricent Technologies - First Lien Initial Term Loan	ARCNTTCHNL_TL	Loan	No	No	Senior Secured	\$9,000,000.00	50.0000%	\$4,500,000.00
Arsloane Acquisition LLC - First Lien Tranche B Term Loan	ARSLOANE_TRB	Loan	No	No	Senior Secured	\$9,552,000.00	50.0000%	\$4,776,000.00
Ascensus Inc - First Lien Initial Term Loan	ASCENSUS_FL	Loan	No	No	Senior Secured	\$9,473,750.00	50.0000%	\$4,736,875.00
First Data Corp - 2018B New Term Loan	1STDAT_18BNTL	Loan	No	No	Senior Secured	\$480,952.38	50.0000%	\$240,476.19
First Data Corp - 2021 Extended USD Term Loan	FDATC_2021EXTL	Loan	No	No	Senior Secured	\$9,050,721.38	50.0000%	\$4,525,360.69
GlobalLogic Holdings Inc - Term Loan	GLOBALLOGC_TL	Loan	No	No	Senior Secured	\$9,476,250.00	50.0000%	\$4,738,125.00
Mercury Payment Systems LLC - Term Loan	MRCRYPYMT_TL	Loan	No	No	Senior Secured	\$984,873.95	50.0000%	\$492,436.97
Merrill Communications LLC - Term Loan	MERILCOM_TL	Loan	No	No	Senior Secured	\$11,444,824.88	50.0000%	\$5,722,412.44
NAB Holdings LLC - Term Loan	NABHLLC_FLTL	Loan	No	No	Senior Secured	\$9,500,000.00	50.0000%	\$4,750,000.00
SafeNet Inc - First Lien Initial Term Loan	SAFENET_FL	Loan	No	No	Senior Secured	\$9,500,000.00	50.0000%	\$4,750,000.00
Serena Software Inc - Term Loan	SERENASFTW_TL	Loan	No	No	Senior Secured	\$9,500,000.00	50.0000%	\$4,750,000.00
SESAC Holdco II LLC - First Lien Term Loan	SESACHLDCO_FL	Loan	No	No	Senior Secured	\$8,216,000.00	50.0000%	\$4,108,000.00
SourceHOV LLC - First Lien Term B Loan	SOURCEHOV_FL	Loan	No	No	Senior Secured	\$4,764,000.00	50.0000%	\$2,382,000.00
Sportsman's Warehouse Inc - First Out Term Loan	SPRTSMNW_FOTL	Loan	No	No	Senior Secured	\$6,533,617.02	50.0000%	\$3,266,808.51
Travel Leaders Group LLC - Tranche B Term Loan	TRVLLEADR_TL	Loan	No	No	Senior Secured	\$9,480,000.00	50.0000%	\$4,740,000.00
Vision Solutions Inc - First Lien Term Loan	VISNSOLUT_TLB	Loan	No	No	Senior Secured	\$3,604,800.36	50.0000%	\$1,802,400.18
Asset Specific Recovery Rating 2 Subtotal						\$120,561,789.97		\$60,280,894.99
Asset Specific Recovery Rating 3								
ABB Con-Cise Optical Group LLC - Term B-1 Loan	ABBCONCSE_TB1	Loan	No	Yes	Senior Secured	\$6,567,100.34	30.0000%	\$1,970,130.10
ASP HHI Acquisition Co Inc - Additional Term Loan	ASPHHIACQ_RTL	Loan	No	No	Senior Secured	\$6,012,881.40	30.0000%	\$1,803,864.42
Compucom Systems Inc - Term Loan	COMPUCOMSY_TL	Loan	No	Yes	Senior Secured	\$6,678,229.85	30.0000%	\$2,003,468.96
Deltek Inc - First Lien Term Loan	DELTEKINC_FL	Loan	No	Yes	Senior Secured	\$4,591,875.00	30.0000%	\$1,377,562.50
First American Payment Systems - First Lien Term Loan	1STAMRPYMT_FL	Loan	No	No	Senior Secured	\$3,424,000.00	30.0000%	\$1,027,200.00
Generic Drug Holdings Inc - Term B-1 Loan	GNRCDRGH_TB1L	Loan	No	No	Senior Secured	\$3,473,750.00	30.0000%	\$1,042,125.00
Healogics Inc - First Lien Term B Loan	HEALOGICS_FL	Loan	No	No	Senior Secured	\$3,300,000.00	30.0000%	\$990,000.00
Help Systems Holdings Inc - First Lien Initial Term Loan	HELPSYS_TL	Loan	No	No	Senior Secured	\$9,552,000.00	30.0000%	\$2,865,600.00
Integra Telecom Holdings Inc - Term B Loan	INTGTLCMH_TBL	Loan	No	No	Senior Secured	\$4,316,400.00	30.0000%	\$1,294,920.00
Jackson Hewitt Inc - Senior Secured Term Loan	JCKSNHWT_SSTL	Loan	No	No	Senior Secured	\$8,936,405.55	30.0000%	\$2,680,921.66
JHCI Acquisition Inc - First Lien Term Loan	JACOBSON_1TL	Loan	No	No	Senior Secured	\$8,605,227.34	30.0000%	\$2,581,568.20
Knowledge Universe Education LLC - Initial Term Loan	KNOWLEDGE_TLF	Loan	No	No	Senior Secured	\$5,000,000.00	30.0000%	\$1,500,000.00
New Breed Inc - Term Loan	NEWBREDINC_TL	Loan	No	Yes	Senior Secured	\$5,863,003.13	30.0000%	\$1,758,900.94
STG-Fairway Acquisitions Inc - First Lien Term Loan	FRSTADVCRP_FL	Loan	No	Yes	Senior Secured	\$3,440,261.95	30.0000%	\$1,032,078.58

Description	Security ID	AssetType	First-Lien-Last-Out	Cov-Lite	S&P Security Level	Principal Balance	Recovery Rate	Recovery Amount
Stratus Technologies Inc - Initial Term Loan	STRATSTCH_ITL	Loan	No	No	Senior Secured	\$11,000,000.00	30.0000%	\$3,300,000.00
Topps Company (The) - Term Loan	TOPSCOMPNY_TL	Loan	No	No	Senior Secured	\$6,683,250.00	30.0000%	\$2,004,975.00
Waupaca Foundry Inc - Tranche A-1 Loan	WAUPACFND_TA1	Loan	No	No	Senior Secured	\$9,106,806.42	30.0000%	\$2,732,041.93
Asset Specific Recovery Rating 3 Subtotal						\$106,551,190.99		\$31,965,357.30
Asset Specific Recovery Rating 4								
Presidio Inc - Term Loan	PRESIDIOIN_TL	Loan	No	No	Senior Secured	\$3,456,250.00	20.0000%	\$691,250.00
Renfro Corporation - Tranche B Term Loan	RENFRO_TLB	Loan	No	No	Senior Secured	\$2,633,333.34	20.0000%	\$526,666.67
Asset Specific Recovery Rating 4 Subtotal						\$6,089,583.34		\$1,217,916.67
Asset Specific Recovery Rating 6								
First American Payment Systems - Second Lien Term Loan	1STAMPYMT_SL	Loan	No	No	Second Lien	\$5,600,000.00	2.0000%	\$112,000.00
Healogics Inc - Second Lien Term Loan	HEALOGICIN_SL	Loan	No	No	Second Lien	\$4,000,000.00	2.0000%	\$80,000.00
SourceHOV LLC - Second Lien Term Loan	SRCEHOV_SL	Loan	No	No	Second Lien	\$2,000,000.00	2.0000%	\$40,000.00
SumTotal Systems LLC - Second Lien Term Loan	SUMTOTLSYS_SL	Loan	No	No	Second Lien	\$11,250,000.00	2.0000%	\$225,000.00
Vision Solutions Inc - Second Lien Term Loan	VISNSOLT_SLTL	Loan	No	No	Second Lien	\$5,600,000.00	2.0000%	\$112,000.00
Asset Specific Recovery Rating 6 Subtotal						\$28,450,000.00		\$569,000.00
Group A Senior Secured Loans								
iEnergizer Limited - Term Loan	IENERGZRLD_TL	Loan	No	No	Senior Secured	\$7,400,000.00	50.0000%	\$3,700,000.00
Group A Senior Secured Loans Subtotal						\$7,400,000.00		\$3,700,000.00
Group B Senior Secured Loans								
CRCI Holdings Inc - Delayed Draw Term Loan	CRCHOLDG_DDTL	Loan	No	No	Senior Secured	\$1,687,500.00	45.0000%	\$759,375.00
CRCI Holdings Inc - Dollar Term Loan	CRCIHLDG_USTL	Loan	No	No	Senior Secured	\$5,783,437.50	45.0000%	\$2,602,546.88
Packaging Coordinators Inc - First Lien Term Loan B	PCKNGCOORD_FL	Loan	No	No	Senior Secured	\$4,962,500.00	45.0000%	\$2,233,125.00
UniTek Global Services Inc - New Incremental Term Loan	UNITKGLB_NITL	Loan	No	No	Senior Secured	\$2,948,630.87	45.0000%	\$1,326,883.89
Volume Holdings Inc - Term Loan	VOLMEHLDIN_TL	Loan	No	No	Senior Secured	\$4,000,000.00	45.0000%	\$1,800,000.00
Group B Senior Secured Loans Subtotal						\$19,382,068.37		\$8,721,930.77
Group B Senior unsecured loans and Second Lien Loans								
Attachmate Corporation - Second Lien Term Loan	ATCHMTECRP_SL	Loan	No	No	Second Lien	\$7,000,000.00	16.0000%	\$1,120,000.00
TeleGuam Holdings LLC - Second Lien Term Loan	TELEGUAMHD_SL	Loan	No	No	Second Lien	\$5,312,500.00	16.0000%	\$850,000.00
Group B Senior unsecured loans and Second Lien Loans Subtotal						\$12,312,500.00		\$1,970,000.00
Grand Total						\$307,746,201.49		\$112,974,494.45

Minimum Weighted Average S&P Recovery Rate Test - Class B-1

Class B-1 Note Rating	AA
Principal Balance Total	\$307,746,201.49
Recovery Amount Total	\$138,711,607.17
Weighted Average Recovery Rate	45.1%
Requirement	>= 39.00%
RESULT	PASS

Description	Security ID	AssetType	First-Lien-Last-Out	Cov-Lite	S&P Security Level	Principal Balance	Recovery Rate	Recovery Amount
Asset Specific Recovery Rating 1								
Attachmate Corporation - First Lien Term Loan	ATTCHMTE_FL	Loan	No	No	Senior Secured	\$5,089,179.91	75.0000%	\$3,816,884.93
Edmentum Inc - First Lien Term Loan	EDMENTUM_FLTL	Loan	No	No	Senior Secured	\$1,909,888.91	75.0000%	\$1,432,416.68
Asset Specific Recovery Rating 1 Subtotal						\$6,999,068.82		\$5,249,301.62
Asset Specific Recovery Rating 2								
Aricent Technologies - First Lien Initial Term Loan	ARCNTTCHNL_TL	Loan	No	No	Senior Secured	\$9,000,000.00	60.0000%	\$5,400,000.00
Arsloane Acquisition LLC - First Lien Tranche B Term Loan	ARSLOANE_TRB	Loan	No	No	Senior Secured	\$9,552,000.00	60.0000%	\$5,731,200.00
Ascensus Inc - First Lien Initial Term Loan	ASCENSUS_FL	Loan	No	No	Senior Secured	\$9,473,750.00	60.0000%	\$5,684,250.00
First Data Corp - 2018B New Term Loan	1STDAT_18BNTL	Loan	No	No	Senior Secured	\$480,952.38	60.0000%	\$288,571.43
First Data Corp - 2021 Extended USD Term Loan	FDATC_2021EXTL	Loan	No	No	Senior Secured	\$9,050,721.38	60.0000%	\$5,430,432.83
GlobalLogic Holdings Inc - Term Loan	GLOBALLOGC_TL	Loan	No	No	Senior Secured	\$9,476,250.00	60.0000%	\$5,685,750.00
Mercury Payment Systems LLC - Term Loan	MRCRYPYMT_TL	Loan	No	No	Senior Secured	\$984,873.95	60.0000%	\$590,924.37
Merrill Communications LLC - Term Loan	MERILCOM_TL	Loan	No	No	Senior Secured	\$11,444,824.88	60.0000%	\$6,866,894.93
NAB Holdings LLC - Term Loan	NABHLLC_FLTL	Loan	No	No	Senior Secured	\$9,500,000.00	60.0000%	\$5,700,000.00
SafeNet Inc - First Lien Initial Term Loan	SAFENET_FL	Loan	No	No	Senior Secured	\$9,500,000.00	60.0000%	\$5,700,000.00
Serena Software Inc - Term Loan	SERENASFTW_TL	Loan	No	No	Senior Secured	\$9,500,000.00	60.0000%	\$5,700,000.00
SESAC Holdco II LLC - First Lien Term Loan	SESACHLDCO_FL	Loan	No	No	Senior Secured	\$8,216,000.00	60.0000%	\$4,929,600.00
SOURCEHOV LLC - First Lien Term B Loan	SOURCEHOV_FL	Loan	No	No	Senior Secured	\$4,764,000.00	60.0000%	\$2,858,400.00
Sportsman's Warehouse Inc - First Out Term Loan	SPRTSMNW_FOTL	Loan	No	No	Senior Secured	\$6,533,617.02	60.0000%	\$3,920,170.21
Travel Leaders Group LLC - Tranche B Term Loan	TRVLEADR_TL	Loan	No	No	Senior Secured	\$9,480,000.00	60.0000%	\$5,688,000.00
Vision Solutions Inc - First Lien Term Loan	VISNSOLUT_TLB	Loan	No	No	Senior Secured	\$3,604,800.36	60.0000%	\$2,162,880.22
Asset Specific Recovery Rating 2 Subtotal						\$120,561,789.97		\$72,337,073.98
Asset Specific Recovery Rating 3								
ABB Con-Cise Optical Group LLC - Term B-1 Loan	ABBCONCSE_TB1	Loan	No	Yes	Senior Secured	\$6,567,100.34	40.0000%	\$2,626,840.14
ASP HHI Acquisition Co Inc - Additional Term Loan	ASPHHIACQ_RTL	Loan	No	No	Senior Secured	\$6,012,881.40	40.0000%	\$2,405,152.56
Compucom Systems Inc - Term Loan	COMPUCOMSY_TL	Loan	No	Yes	Senior Secured	\$6,678,229.85	40.0000%	\$2,671,291.94
Delttek Inc - First Lien Term Loan	DELTEKINC_FL	Loan	No	Yes	Senior Secured	\$4,591,875.00	40.0000%	\$1,836,750.00
First American Payment Systems - First Lien Term Loan	1STAMRPYMT_FL	Loan	No	No	Senior Secured	\$3,424,000.00	40.0000%	\$1,369,600.00
Generic Drug Holdings Inc - Term B-1 Loan	GNRCDRGH_TB1L	Loan	No	No	Senior Secured	\$3,473,750.00	40.0000%	\$1,389,500.00
Healogics Inc - First Lien Term B Loan	HEALOGICS_FL	Loan	No	No	Senior Secured	\$3,300,000.00	40.0000%	\$1,320,000.00
Help Systems Holdings Inc - First Lien Initial Term Loan	HELPSYS_TL	Loan	No	No	Senior Secured	\$9,552,000.00	40.0000%	\$3,820,800.00
Integra Telecom Holdings Inc - Term B Loan	INTGTLCMH_TBL	Loan	No	No	Senior Secured	\$4,316,400.00	40.0000%	\$1,726,560.00
Jackson Hewitt Inc - Senior Secured Term Loan	JCKSNHWT_SSTL	Loan	No	No	Senior Secured	\$8,936,405.55	40.0000%	\$3,574,562.22
JHCI Acquisition Inc - First Lien Term Loan	JACOBSON_1TL	Loan	No	No	Senior Secured	\$8,605,227.34	40.0000%	\$3,442,090.94
Knowledge Universe Education LLC - Initial Term Loan	KNOWLEDGE_TLF	Loan	No	No	Senior Secured	\$5,000,000.00	40.0000%	\$2,000,000.00
New Breed Inc - Term Loan	NEWBREDINC_TL	Loan	No	Yes	Senior Secured	\$5,863,003.13	40.0000%	\$2,345,201.25
STG-Fairway Acquisitions Inc - First Lien Term Loan	FRSTADVCRP_FL	Loan	No	Yes	Senior Secured	\$3,440,261.95	40.0000%	\$1,376,104.78

Description	Security ID	AssetType	First-Lien-Last-Out	Cov-Lite	S&P Security Level	Principal Balance	Recovery Rate	Recovery Amount
Stratus Technologies Inc - Initial Term Loan	STRATSTCH_ITL	Loan	No	No	Senior Secured	\$11,000,000.00	40.0000%	\$4,400,000.00
Topps Company (The) - Term Loan	TOPSCOMPNY_TL	Loan	No	No	Senior Secured	\$6,683,250.00	40.0000%	\$2,673,300.00
Waupaca Foundry Inc - Tranche A-1 Loan	WAUPACFND_TA1	Loan	No	No	Senior Secured	\$9,106,806.42	40.0000%	\$3,642,722.57
Asset Specific Recovery Rating 3 Subtotal						\$106,551,190.99		\$42,620,476.39
Asset Specific Recovery Rating 4								
Presidio Inc - Term Loan	PRESIDIOIN_TL	Loan	No	No	Senior Secured	\$3,456,250.00	26.0000%	\$898,625.00
Renfro Corporation - Tranche B Term Loan	RENFRO_TLB	Loan	No	No	Senior Secured	\$2,633,333.34	26.0000%	\$684,666.67
Asset Specific Recovery Rating 4 Subtotal						\$6,089,583.34		\$1,583,291.67
Asset Specific Recovery Rating 6								
First American Payment Systems - Second Lien Term Loan	1STAMPYMT_SL	Loan	No	No	Second Lien	\$5,600,000.00	4.0000%	\$224,000.00
Healogics Inc - Second Lien Term Loan	HEALOGICIN_SL	Loan	No	No	Second Lien	\$4,000,000.00	4.0000%	\$160,000.00
SourceHOV LLC - Second Lien Term Loan	SRCEHOV_SL	Loan	No	No	Second Lien	\$2,000,000.00	4.0000%	\$80,000.00
SumTotal Systems LLC - Second Lien Term Loan	SUMTOTLSYS_SL	Loan	No	No	Second Lien	\$11,250,000.00	4.0000%	\$450,000.00
Vision Solutions Inc - Second Lien Term Loan	VISNSOLT_SLTL	Loan	No	No	Second Lien	\$5,600,000.00	4.0000%	\$224,000.00
Asset Specific Recovery Rating 6 Subtotal						\$28,450,000.00		\$1,138,000.00
Group A Senior Secured Loans								
iEnergizer Limited - Term Loan	IENERGZRLD_TL	Loan	No	No	Senior Secured	\$7,400,000.00	55.0000%	\$4,070,000.00
Group A Senior Secured Loans Subtotal						\$7,400,000.00		\$4,070,000.00
Group B Senior Secured Loans								
CRCI Holdings Inc - Delayed Draw Term Loan	CRCHOLDG_DDTL	Loan	No	No	Senior Secured	\$1,687,500.00	49.0000%	\$826,875.00
CRCI Holdings Inc - Dollar Term Loan	CRCIHLDG_USTL	Loan	No	No	Senior Secured	\$5,783,437.50	49.0000%	\$2,833,884.38
Packaging Coordinators Inc - First Lien Term Loan B	PCKNGCOORD_FL	Loan	No	No	Senior Secured	\$4,962,500.00	49.0000%	\$2,431,625.00
UniTek Global Services Inc - New Incremental Term Loan	UNITKGLB_NITL	Loan	No	No	Senior Secured	\$2,948,630.87	49.0000%	\$1,444,829.13
Volume Holdings Inc - Term Loan	VOLMEHLDIN_TL	Loan	No	No	Senior Secured	\$4,000,000.00	49.0000%	\$1,960,000.00
Group B Senior Secured Loans Subtotal						\$19,382,068.37		\$9,497,213.50
Group B Senior unsecured loans and Second Lien Loans								
Attachmate Corporation - Second Lien Term Loan	ATCHMTECRP_SL	Loan	No	No	Second Lien	\$7,000,000.00	18.0000%	\$1,260,000.00
TeleGuam Holdings LLC - Second Lien Term Loan	TELEGUAMHD_SL	Loan	No	No	Second Lien	\$5,312,500.00	18.0000%	\$956,250.00
Group B Senior unsecured loans and Second Lien Loans Subtotal						\$12,312,500.00		\$2,216,250.00
Grand Total						\$307,746,201.49		\$138,711,607.17

Minimum Weighted Average S&P Recovery Rate Test - Class C-1

Class C-1 Note Rating	A
Principal Balance Total	\$307,746,201.49
Recovery Amount Total	\$155,124,268.03
Weighted Average Recovery Rate	50.4%
Requirement	>= 44.25%
RESULT	PASS

Description	Security ID	AssetType	First-Lien-Last-Out	Cov-Lite	S&P Security Level	Principal Balance	Recovery Rate	Recovery Amount
Asset Specific Recovery Rating 1								
Attachmate Corporation - First Lien Term Loan	ATTCHMTE_FL	Loan	No	No	Senior Secured	\$5,089,179.91	80.0000%	\$4,071,343.93
Edmentum Inc - First Lien Term Loan	EDMENTUM_FLTL	Loan	No	No	Senior Secured	\$1,909,888.91	80.0000%	\$1,527,911.13
Asset Specific Recovery Rating 1 Subtotal						\$6,999,068.82		\$5,599,255.06
Asset Specific Recovery Rating 2								
Aricent Technologies - First Lien Initial Term Loan	ARCNTTCHNL_TL	Loan	No	No	Senior Secured	\$9,000,000.00	66.0000%	\$5,940,000.00
Arsloane Acquisition LLC - First Lien Tranche B Term Loan	ARSLOANE_TRB	Loan	No	No	Senior Secured	\$9,552,000.00	66.0000%	\$6,304,320.00
Ascensus Inc - First Lien Initial Term Loan	ASCENSUS_FL	Loan	No	No	Senior Secured	\$9,473,750.00	66.0000%	\$6,252,675.00
First Data Corp - 2018B New Term Loan	1STDAT_18BNTL	Loan	No	No	Senior Secured	\$480,952.38	66.0000%	\$317,428.57
First Data Corp - 2021 Extended USD Term Loan	FDATC_2021EXTL	Loan	No	No	Senior Secured	\$9,050,721.38	66.0000%	\$5,973,476.11
GlobalLogic Holdings Inc - Term Loan	GLOBALLOGC_TL	Loan	No	No	Senior Secured	\$9,476,250.00	66.0000%	\$6,254,325.00
Mercury Payment Systems LLC - Term Loan	MRCRYPYMT_TL	Loan	No	No	Senior Secured	\$984,873.95	66.0000%	\$650,016.81
Merrill Communications LLC - Term Loan	MERILCOM_TL	Loan	No	No	Senior Secured	\$11,444,824.88	66.0000%	\$7,553,584.42
NAB Holdings LLC - Term Loan	NABHLLC_FLTL	Loan	No	No	Senior Secured	\$9,500,000.00	66.0000%	\$6,270,000.00
SafeNet Inc - First Lien Initial Term Loan	SAFENET_FL	Loan	No	No	Senior Secured	\$9,500,000.00	66.0000%	\$6,270,000.00
Serena Software Inc - Term Loan	SERENASFTW_TL	Loan	No	No	Senior Secured	\$9,500,000.00	66.0000%	\$6,270,000.00
SESAC Holdco II LLC - First Lien Term Loan	SESACHLDCO_FL	Loan	No	No	Senior Secured	\$8,216,000.00	66.0000%	\$5,422,560.00
SourceHOV LLC - First Lien Term B Loan	SOURCEHOV_FL	Loan	No	No	Senior Secured	\$4,764,000.00	66.0000%	\$3,144,240.00
Sportsman's Warehouse Inc - First Out Term Loan	SPRTSMNW_FOTL	Loan	No	No	Senior Secured	\$6,533,617.02	66.0000%	\$4,312,187.23
Travel Leaders Group LLC - Tranche B Term Loan	TRVLEADR_TL	Loan	No	No	Senior Secured	\$9,480,000.00	66.0000%	\$6,256,800.00
Vision Solutions Inc - First Lien Term Loan	VISNSOLUT_TLB	Loan	No	No	Senior Secured	\$3,604,800.36	66.0000%	\$2,379,168.24
Asset Specific Recovery Rating 2 Subtotal						\$120,561,789.97		\$79,570,781.38
Asset Specific Recovery Rating 3								
ABB Con-Cise Optical Group LLC - Term B-1 Loan	ABBCONCSE_TB1	Loan	No	Yes	Senior Secured	\$6,567,100.34	46.0000%	\$3,020,866.16
ASP HHI Acquisition Co Inc - Additional Term Loan	ASPHHIACQ_RTL	Loan	No	No	Senior Secured	\$6,012,881.40	46.0000%	\$2,765,925.45
Compucom Systems Inc - Term Loan	COMPUCOMSY_TL	Loan	No	Yes	Senior Secured	\$6,678,229.85	46.0000%	\$3,071,985.73
Deltek Inc - First Lien Term Loan	DELTEKINC_FL	Loan	No	Yes	Senior Secured	\$4,591,875.00	46.0000%	\$2,112,262.50
First American Payment Systems - First Lien Term Loan	1STAMRPYMT_FL	Loan	No	No	Senior Secured	\$3,424,000.00	46.0000%	\$1,575,040.00
Generic Drug Holdings Inc - Term B-1 Loan	GNRCDRGH_TB1L	Loan	No	No	Senior Secured	\$3,473,750.00	46.0000%	\$1,597,925.00
Healogics Inc - First Lien Term B Loan	HEALOGICS_FL	Loan	No	No	Senior Secured	\$3,300,000.00	46.0000%	\$1,518,000.00
Help Systems Holdings Inc - First Lien Initial Term Loan	HELPSYS_TL	Loan	No	No	Senior Secured	\$9,552,000.00	46.0000%	\$4,393,920.00
Integra Telecom Holdings Inc - Term B Loan	INTGTLCMH_TBL	Loan	No	No	Senior Secured	\$4,316,400.00	46.0000%	\$1,985,544.00
Jackson Hewitt Inc - Senior Secured Term Loan	JCKSNHWT_SSTL	Loan	No	No	Senior Secured	\$8,936,405.55	46.0000%	\$4,110,746.55
JHCI Acquisition Inc - First Lien Term Loan	JACOBSON_1TL	Loan	No	No	Senior Secured	\$8,605,227.34	46.0000%	\$3,958,404.58
Knowledge Universe Education LLC - Initial Term Loan	KNOWLEDGE_TLF	Loan	No	No	Senior Secured	\$5,000,000.00	46.0000%	\$2,300,000.00
New Breed Inc - Term Loan	NEWBREDINC_TL	Loan	No	Yes	Senior Secured	\$5,863,003.13	46.0000%	\$2,696,981.44
STG-Fairway Acquisitions Inc - First Lien Term Loan	FRSTADVCRP_FL	Loan	No	Yes	Senior Secured	\$3,440,261.95	46.0000%	\$1,582,520.50

Description	Security ID	AssetType	First-Lien-Last-Out	Cov-Lite	S&P Security Level	Principal Balance	Recovery Rate	Recovery Amount
Stratus Technologies Inc - Initial Term Loan	STRATSTCH_ITL	Loan	No	No	Senior Secured	\$11,000,000.00	46.0000%	\$5,060,000.00
Topps Company (The) - Term Loan	TOPSCOMPNY_TL	Loan	No	No	Senior Secured	\$6,683,250.00	46.0000%	\$3,074,295.00
Waupaca Foundry Inc - Tranche A-1 Loan	WAUPACFND_TA1	Loan	No	No	Senior Secured	\$9,106,806.42	46.0000%	\$4,189,130.96
Asset Specific Recovery Rating 3 Subtotal						\$106,551,190.99		\$49,013,547.85
Asset Specific Recovery Rating 4								
Presidio Inc - Term Loan	PRESIDIOIN_TL	Loan	No	No	Senior Secured	\$3,456,250.00	33.0000%	\$1,140,562.50
Renfro Corporation - Tranche B Term Loan	RENFRO_TLB	Loan	No	No	Senior Secured	\$2,633,333.34	33.0000%	\$869,000.00
Asset Specific Recovery Rating 4 Subtotal						\$6,089,583.34		\$2,009,562.50
Asset Specific Recovery Rating 6								
First American Payment Systems - Second Lien Term Loan	1STAMPYMT_SL	Loan	No	No	Second Lien	\$5,600,000.00	6.0000%	\$336,000.00
Healogics Inc - Second Lien Term Loan	HEALOGICIN_SL	Loan	No	No	Second Lien	\$4,000,000.00	6.0000%	\$240,000.00
SourceHOV LLC - Second Lien Term Loan	SRCEHOV_SL	Loan	No	No	Second Lien	\$2,000,000.00	6.0000%	\$120,000.00
SumTotal Systems LLC - Second Lien Term Loan	SUMTOTLSYS_SL	Loan	No	No	Second Lien	\$11,250,000.00	6.0000%	\$675,000.00
Vision Solutions Inc - Second Lien Term Loan	VISNSOLT_SLTL	Loan	No	No	Second Lien	\$5,600,000.00	6.0000%	\$336,000.00
Asset Specific Recovery Rating 6 Subtotal						\$28,450,000.00		\$1,707,000.00
Group A Senior Secured Loans								
iEnergizer Limited - Term Loan	IENERGZRLD_TL	Loan	No	No	Senior Secured	\$7,400,000.00	59.0000%	\$4,366,000.00
Group A Senior Secured Loans Subtotal						\$7,400,000.00		\$4,366,000.00
Group B Senior Secured Loans								
CRCI Holdings Inc - Delayed Draw Term Loan	CRCHOLDG_DDTL	Loan	No	No	Senior Secured	\$1,687,500.00	53.0000%	\$894,375.00
CRCI Holdings Inc - Dollar Term Loan	CRCIHLDG_USTL	Loan	No	No	Senior Secured	\$5,783,437.50	53.0000%	\$3,065,221.88
Packaging Coordinators Inc - First Lien Term Loan B	PCKNGCOORD_FL	Loan	No	No	Senior Secured	\$4,962,500.00	53.0000%	\$2,630,125.00
UniTek Global Services Inc - New Incremental Term Loan	UNITKGLB_NITL	Loan	No	No	Senior Secured	\$2,948,630.87	53.0000%	\$1,562,774.36
Volume Holdings Inc - Term Loan	VOLMEHLDIN_TL	Loan	No	No	Senior Secured	\$4,000,000.00	53.0000%	\$2,120,000.00
Group B Senior Secured Loans Subtotal						\$19,382,068.37		\$10,272,496.24
Group B Senior unsecured loans and Second Lien Loans								
Attachmate Corporation - Second Lien Term Loan	ATCHMTECRP_SL	Loan	No	No	Second Lien	\$7,000,000.00	21.0000%	\$1,470,000.00
TeleGuam Holdings LLC - Second Lien Term Loan	TELEGUAMHD_SL	Loan	No	No	Second Lien	\$5,312,500.00	21.0000%	\$1,115,625.00
Group B Senior unsecured loans and Second Lien Loans Subtotal						\$12,312,500.00		\$2,585,625.00
Grand Total						\$307,746,201.49		\$155,124,268.03

Minimum Weighted Average S&P Recovery Rate Test - Class D-1

Class D-1 Note Rating	BBB
Principal Balance Total	\$307,746,201.49
Recovery Amount Total	\$173,940,983.56
Weighted Average Recovery Rate	56.5%
Requirement	>= 46.50%
RESULT	PASS

Description	Security ID	AssetType	First-Lien-Last-Out	Cov-Lite	S&P Security Level	Principal Balance	Recovery Rate	Recovery Amount
Asset Specific Recovery Rating 1								
Attachmate Corporation - First Lien Term Loan	ATTCHMTE_FL	Loan	No	No	Senior Secured	\$5,089,179.91	85.0000%	\$4,325,802.93
Edmentum Inc - First Lien Term Loan	EDMENTUM_FLTL	Loan	No	No	Senior Secured	\$1,909,888.91	85.0000%	\$1,623,405.58
Asset Specific Recovery Rating 1 Subtotal						\$6,999,068.82		\$5,949,208.50
Asset Specific Recovery Rating 2								
Aricent Technologies - First Lien Initial Term Loan	ARCNTTCHNL_TL	Loan	No	No	Senior Secured	\$9,000,000.00	73.0000%	\$6,570,000.00
Arsloane Acquisition LLC - First Lien Tranche B Term Loan	ARSLOANE_TRB	Loan	No	No	Senior Secured	\$9,552,000.00	73.0000%	\$6,972,960.00
Ascensus Inc - First Lien Initial Term Loan	ASCENSUS_FL	Loan	No	No	Senior Secured	\$9,473,750.00	73.0000%	\$6,915,837.50
First Data Corp - 2018B New Term Loan	1STDAT_18BNTL	Loan	No	No	Senior Secured	\$480,952.38	73.0000%	\$351,095.24
First Data Corp - 2021 Extended USD Term Loan	FDATC_2021EXTL	Loan	No	No	Senior Secured	\$9,050,721.38	73.0000%	\$6,607,026.61
GlobalLogic Holdings Inc - Term Loan	GLOBALLOGC_TL	Loan	No	No	Senior Secured	\$9,476,250.00	73.0000%	\$6,917,662.50
Mercury Payment Systems LLC - Term Loan	MRCRYPYMT_TL	Loan	No	No	Senior Secured	\$984,873.95	73.0000%	\$718,957.98
Merrill Communications LLC - Term Loan	MERILCOM_TL	Loan	No	No	Senior Secured	\$11,444,824.88	73.0000%	\$8,354,722.16
NAB Holdings LLC - Term Loan	NABHLLC_FLTL	Loan	No	No	Senior Secured	\$9,500,000.00	73.0000%	\$6,935,000.00
SafeNet Inc - First Lien Initial Term Loan	SAFENET_FL	Loan	No	No	Senior Secured	\$9,500,000.00	73.0000%	\$6,935,000.00
Serena Software Inc - Term Loan	SERENASFTW_TL	Loan	No	No	Senior Secured	\$9,500,000.00	73.0000%	\$6,935,000.00
SESAC Holdco II LLC - First Lien Term Loan	SESACHLDCO_FL	Loan	No	No	Senior Secured	\$8,216,000.00	73.0000%	\$5,997,680.00
SourceHOV LLC - First Lien Term B Loan	SOURCEHOV_FL	Loan	No	No	Senior Secured	\$4,764,000.00	73.0000%	\$3,477,720.00
Sportsman's Warehouse Inc - First Out Term Loan	SPRTSMNW_FOTL	Loan	No	No	Senior Secured	\$6,533,617.02	73.0000%	\$4,769,540.43
Travel Leaders Group LLC - Tranche B Term Loan	TRVLEADR_TL	Loan	No	No	Senior Secured	\$9,480,000.00	73.0000%	\$6,920,400.00
Vision Solutions Inc - First Lien Term Loan	VISNSOLUT_TLB	Loan	No	No	Senior Secured	\$3,604,800.36	73.0000%	\$2,631,504.26
Asset Specific Recovery Rating 2 Subtotal						\$120,561,789.97		\$88,010,106.68
Asset Specific Recovery Rating 3								
ABB Con-Cise Optical Group LLC - Term B-1 Loan	ABBCONCSE_TB1	Loan	No	Yes	Senior Secured	\$6,567,100.34	53.0000%	\$3,480,563.18
ASP HHI Acquisition Co Inc - Additional Term Loan	ASPHHIACQ_RTL	Loan	No	No	Senior Secured	\$6,012,881.40	53.0000%	\$3,186,827.14
Compucom Systems Inc - Term Loan	COMPUCOMSY_TL	Loan	No	Yes	Senior Secured	\$6,678,229.85	53.0000%	\$3,539,461.82
Deltek Inc - First Lien Term Loan	DELTEKINC_FL	Loan	No	Yes	Senior Secured	\$4,591,875.00	53.0000%	\$2,433,693.75
First American Payment Systems - First Lien Term Loan	1STAMRPYMT_FL	Loan	No	No	Senior Secured	\$3,424,000.00	53.0000%	\$1,814,720.00
Generic Drug Holdings Inc - Term B-1 Loan	GNRCDRGH_TB1L	Loan	No	No	Senior Secured	\$3,473,750.00	53.0000%	\$1,841,087.50
Healogics Inc - First Lien Term B Loan	HEALOGICS_FL	Loan	No	No	Senior Secured	\$3,300,000.00	53.0000%	\$1,749,000.00
Help Systems Holdings Inc - First Lien Initial Term Loan	HELPSYS_TL	Loan	No	No	Senior Secured	\$9,552,000.00	53.0000%	\$5,062,560.00
Integra Telecom Holdings Inc - Term B Loan	INTGTLCMH_TBL	Loan	No	No	Senior Secured	\$4,316,400.00	53.0000%	\$2,287,692.00
Jackson Hewitt Inc - Senior Secured Term Loan	JCKSNHWT_SSTL	Loan	No	No	Senior Secured	\$8,936,405.55	53.0000%	\$4,736,294.94
JHCI Acquisition Inc - First Lien Term Loan	JACOBSON_1TL	Loan	No	No	Senior Secured	\$8,605,227.34	53.0000%	\$4,560,770.49
Knowledge Universe Education LLC - Initial Term Loan	KNOWLEDGE_TLF	Loan	No	No	Senior Secured	\$5,000,000.00	53.0000%	\$2,650,000.00
New Breed Inc - Term Loan	NEWBREDINC_TL	Loan	No	Yes	Senior Secured	\$5,863,003.13	53.0000%	\$3,107,391.66
STG-Fairway Acquisitions Inc - First Lien Term Loan	FRSTADVCRP_FL	Loan	No	Yes	Senior Secured	\$3,440,261.95	53.0000%	\$1,823,338.83

Description	Security ID	AssetType	First-Lien-Last-Out	Cov-Lite	S&P Security Level	Principal Balance	Recovery Rate	Recovery Amount
Stratus Technologies Inc - Initial Term Loan	STRATSTCH_ITL	Loan	No	No	Senior Secured	\$11,000,000.00	53.0000%	\$5,830,000.00
Topps Company (The) - Term Loan	TOPSCOMPNY_TL	Loan	No	No	Senior Secured	\$6,683,250.00	53.0000%	\$3,542,122.50
Waupaca Foundry Inc - Tranche A-1 Loan	WAUPACFND_TA1	Loan	No	No	Senior Secured	\$9,106,806.42	53.0000%	\$4,826,607.41
Asset Specific Recovery Rating 3 Subtotal						\$106,551,190.99		\$56,472,131.22
Asset Specific Recovery Rating 4								
Presidio Inc - Term Loan	PRESIDIOIN_TL	Loan	No	No	Senior Secured	\$3,456,250.00	39.0000%	\$1,347,937.50
Renfro Corporation - Tranche B Term Loan	RENFRO_TLB	Loan	No	No	Senior Secured	\$2,633,333.34	39.0000%	\$1,027,000.00
Asset Specific Recovery Rating 4 Subtotal						\$6,089,583.34		\$2,374,937.50
Asset Specific Recovery Rating 6								
First American Payment Systems - Second Lien Term Loan	1STAMPYMT_SL	Loan	No	No	Second Lien	\$5,600,000.00	8.0000%	\$448,000.00
Healogics Inc - Second Lien Term Loan	HEALOGICIN_SL	Loan	No	No	Second Lien	\$4,000,000.00	8.0000%	\$320,000.00
SourceHOV LLC - Second Lien Term Loan	SRCEHOV_SL	Loan	No	No	Second Lien	\$2,000,000.00	8.0000%	\$160,000.00
SumTotal Systems LLC - Second Lien Term Loan	SUMTOTLSYS_SL	Loan	No	No	Second Lien	\$11,250,000.00	8.0000%	\$900,000.00
Vision Solutions Inc - Second Lien Term Loan	VISNSOLT_SLTL	Loan	No	No	Second Lien	\$5,600,000.00	8.0000%	\$448,000.00
Asset Specific Recovery Rating 6 Subtotal						\$28,450,000.00		\$2,276,000.00
Group A Senior Secured Loans								
iEnergizer Limited - Term Loan	IENERGZRLD_TL	Loan	No	No	Senior Secured	\$7,400,000.00	63.0000%	\$4,662,000.00
Group A Senior Secured Loans Subtotal						\$7,400,000.00		\$4,662,000.00
Group B Senior Secured Loans								
CRCI Holdings Inc - Delayed Draw Term Loan	CRCHOLDG_DDTL	Loan	No	No	Senior Secured	\$1,687,500.00	58.0000%	\$978,750.00
CRCI Holdings Inc - Dollar Term Loan	CRCIHLDG_USTL	Loan	No	No	Senior Secured	\$5,783,437.50	58.0000%	\$3,354,393.75
Packaging Coordinators Inc - First Lien Term Loan B	PCKNGCOORD_FL	Loan	No	No	Senior Secured	\$4,962,500.00	58.0000%	\$2,878,250.00
UniTek Global Services Inc - New Incremental Term Loan	UNITKGLB_NITL	Loan	No	No	Senior Secured	\$2,948,630.87	58.0000%	\$1,710,205.91
Volume Holdings Inc - Term Loan	VOLMEHLDIN_TL	Loan	No	No	Senior Secured	\$4,000,000.00	58.0000%	\$2,320,000.00
Group B Senior Secured Loans Subtotal						\$19,382,068.37		\$11,241,599.66
Group B Senior unsecured loans and Second Lien Loans								
Attachmate Corporation - Second Lien Term Loan	ATCHMTECRP_SL	Loan	No	No	Second Lien	\$7,000,000.00	24.0000%	\$1,680,000.00
TeleGuam Holdings LLC - Second Lien Term Loan	TELEGUAMHD_SL	Loan	No	No	Second Lien	\$5,312,500.00	24.0000%	\$1,275,000.00
Group B Senior unsecured loans and Second Lien Loans Subtotal						\$12,312,500.00		\$2,955,000.00
Grand Total						\$307,746,201.49		\$173,940,983.56

Moody's Diversity Test

Aggregate Par Amount	\$307,746,201.49
Issuer Count	43
Average Par Amount	\$7,156,888.41

Diversity Score	24
Minimum Diversity Score	>=23
Test Result:	PASS

Issuer	Par Amount	% Of Avg	Equivalent Unit Score	Industry Diversity Score
Automotive				
ASP HHI Acquisition Co Inc	\$6,012,881.40	0.8402	0.8402	
Waupaca Foundry Inc	\$9,106,806.42	1.2725	1.0000	
Automotive Subtotal	\$15,119,687.83		1.8402	1.4000
Banking, Finance, Insurance & Real Estate				
Ascensus Inc	\$9,473,750.00	1.3237	1.0000	
First American Payment Systems	\$9,024,000.00	1.2609	1.0000	
First Data Corp	\$9,531,673.76	1.3318	1.0000	
Mercury Payment Systems LLC	\$984,873.95	0.1376	0.1376	
NAB Holdings LLC	\$9,500,000.00	1.3274	1.0000	
Banking, Finance, Insurance & Real Estate Subtotal	\$38,514,297.71		4.1376	2.3667
Consumer goods: Durable				
Sportsman's Warehouse Inc	\$6,533,617.02	0.9129	0.9129	
Consumer goods: Durable Subtotal	\$6,533,617.02		0.9129	0.9000
Consumer goods: Non-durable				
ABB Con-Cise Optical Group LLC	\$6,567,100.34	0.9176	0.9176	
Renfro Corporation	\$2,633,333.34	0.3679	0.3679	
Consumer goods: Non-durable Subtotal	\$9,200,433.68		1.2855	1.1500
Containers, Packaging & Glass				
Packaging Coordinators Inc	\$4,962,500.00	0.6934	0.6934	
Containers, Packaging & Glass Subtotal	\$4,962,500.00		0.6934	0.7000
Healthcare & Pharmaceuticals				
Generic Drug Holdings Inc	\$3,473,750.00	0.4854	0.4854	
Healogics Inc	\$7,300,000.00	1.0200	1.0000	
Healthcare & Pharmaceuticals Subtotal	\$10,773,750.00		1.4854	1.2500
High Tech Industries				
Attachmate Corporation	\$12,089,179.91	1.6892	1.0000	
Help Systems Holdings Inc	\$9,552,000.00	1.3347	1.0000	
SafeNet Inc	\$9,500,000.00	1.3274	1.0000	

Issuer	Par Amount	% Of Avg	Equivalent Unit Score	Industry Diversity Score
Serena Software Inc	\$9,500,000.00	1.3274	1.0000	
Stratus Technologies Inc	\$11,000,000.00	1.5370	1.0000	
Vision Solutions Inc	\$9,204,800.36	1.2861	1.0000	
High Tech Industries Subtotal	\$60,845,980.27		6.0000	3.0000
Hotel, Gaming & Leisure				
Topps Company (The)	\$6,683,250.00	0.9338	0.9338	
Travel Leaders Group LLC	\$9,480,000.00	1.3246	1.0000	
Hotel, Gaming & Leisure Subtotal	\$16,163,250.00		1.9338	1.4500
Media: Advertising, Printing & Publishing				
Arsloane Acquisition LLC	\$9,552,000.00	1.3347	1.0000	
iEnergizer Limited	\$7,400,000.00	1.0340	1.0000	
Merrill Communications LLC	\$11,444,824.88	1.5991	1.0000	
Volume Holdings Inc	\$4,000,000.00	0.5589	0.5589	
Media: Advertising, Printing & Publishing Subtotal	\$32,396,824.88		3.5589	2.2000
Media: Broadcasting & Subscription				
SESAC Holdco II LLC	\$8,216,000.00	1.1480	1.0000	
UniTek Global Services Inc	\$2,948,630.87	0.4120	0.4120	
Media: Broadcasting & Subscription Subtotal	\$11,164,630.87		1.4120	1.2000
Services: Business				
Compucom Systems Inc	\$6,678,229.85	0.9331	0.9331	
Deltek Inc	\$4,591,875.00	0.6416	0.6416	
GlobalLogic Holdings Inc	\$9,476,250.00	1.3241	1.0000	
Presidio Inc	\$3,456,250.00	0.4829	0.4829	
SourceHOV LLC	\$6,764,000.00	0.9451	0.9451	
STG-Fairway Acquisitions Inc	\$3,440,261.95	0.4807	0.4807	
SumTotal Systems LLC	\$11,250,000.00	1.5719	1.0000	
Services: Business Subtotal	\$45,656,866.80		5.4834	2.8333
Services: Consumer				
Edmentum Inc	\$1,909,888.91	0.2669	0.2669	
Jackson Hewitt Inc	\$8,936,405.55	1.2486	1.0000	
Knowledge Universe Education LLC	\$5,000,000.00	0.6986	0.6986	
Services: Consumer Subtotal	\$15,846,294.46		1.9655	1.5000
Telecommunications				
Aricent Technologies	\$9,000,000.00	1.2575	1.0000	
Integra Telecom Holdings Inc	\$4,316,400.00	0.6031	0.6031	
TeleGuam Holdings LLC	\$5,312,500.00	0.7423	0.7423	
Telecommunications Subtotal	\$18,628,900.00		2.3454	1.6500
Transportation: Cargo				
JHCI Acquisition Inc	\$8,605,227.34	1.2024	1.0000	
New Breed Inc	\$5,863,003.13	0.8192	0.8192	
Transportation: Cargo Subtotal	\$14,468,230.47		1.8192	1.4000
Utilities: Electric				
CRCI Holdings Inc	\$7,470,937.50	1.0439	1.0000	

Utilities: Electric Subtotal \$7,470,937.50

1.0000

1.0000

Grand Total \$307,746,201.49

24.0000

Weighted Average Life Test

As of Date	03-Jun-2014
Reinvestment End Date	25-Aug-2016
Weighted Average Life	4.75
Aggregate number of Determination Dates that have elapsed since the end of the Reinvestment Period	N/A
Aggregate number of Determination Dates remaining until the end of the Reinvestment Period	9
Requirement	<=6.25
Result	PASS

Issuer	Facility	Amortization Amount	Amort Date	Years Difference	Product Of Amort Amount & Years Diff
ABB Con-Cise Optical Group LLC	Term B-1 Loan	\$0.00	30-Jun-2014	0.07	\$0.00
ABB Con-Cise Optical Group LLC	Term B-1 Loan	\$0.00	30-Sep-2014	0.33	\$0.00
ABB Con-Cise Optical Group LLC	Term B-1 Loan	\$0.00	31-Dec-2014	0.58	\$0.00
ABB Con-Cise Optical Group LLC	Term B-1 Loan	\$0.00	31-Mar-2015	0.82	\$0.00
ABB Con-Cise Optical Group LLC	Term B-1 Loan	\$1,963.32	30-Jun-2015	1.07	\$2,100.75
ABB Con-Cise Optical Group LLC	Term B-1 Loan	\$16,790.63	30-Sep-2015	1.33	\$22,331.54
ABB Con-Cise Optical Group LLC	Term B-1 Loan	\$16,790.63	31-Dec-2015	1.58	\$26,529.20
ABB Con-Cise Optical Group LLC	Term B-1 Loan	\$16,790.63	31-Mar-2016	1.83	\$30,726.86
ABB Con-Cise Optical Group LLC	Term B-1 Loan	\$16,790.63	30-Jun-2016	2.08	\$34,924.51
ABB Con-Cise Optical Group LLC	Term B-1 Loan	\$16,790.63	30-Sep-2016	2.33	\$39,122.17
ABB Con-Cise Optical Group LLC	Term B-1 Loan	\$16,790.63	30-Dec-2016	2.58	\$43,319.83
ABB Con-Cise Optical Group LLC	Term B-1 Loan	\$16,790.63	31-Mar-2017	2.83	\$47,517.49
ABB Con-Cise Optical Group LLC	Term B-1 Loan	\$16,790.63	30-Jun-2017	3.08	\$51,715.15
ABB Con-Cise Optical Group LLC	Term B-1 Loan	\$16,790.63	29-Sep-2017	3.33	\$55,912.80
ABB Con-Cise Optical Group LLC	Term B-1 Loan	\$16,790.63	29-Dec-2017	3.58	\$60,110.46
ABB Con-Cise Optical Group LLC	Term B-1 Loan	\$16,790.63	30-Mar-2018	3.82	\$64,140.21
ABB Con-Cise Optical Group LLC	Term B-1 Loan	\$16,790.63	29-Jun-2018	4.07	\$68,337.87
ABB Con-Cise Optical Group LLC	Term B-1 Loan	\$16,790.63	28-Sep-2018	4.32	\$72,535.53
ABB Con-Cise Optical Group LLC	Term B-1 Loan	\$16,790.63	31-Dec-2018	4.58	\$76,901.09
ABB Con-Cise Optical Group LLC	Term B-1 Loan	\$6,330,068.18	06-Feb-2019	4.68	\$29,624,719.07
Aricent Technologies	First Lien Initial Term Loan	\$22,500.00	30-Sep-2014	0.33	\$7,425.00
Aricent Technologies	First Lien Initial Term Loan	\$22,500.00	31-Dec-2014	0.58	\$13,050.00
Aricent Technologies	First Lien Initial Term Loan	\$22,500.00	31-Mar-2015	0.82	\$18,450.00
Aricent Technologies	First Lien Initial Term Loan	\$22,500.00	30-Jun-2015	1.07	\$24,075.00
Aricent Technologies	First Lien Initial Term Loan	\$22,500.00	30-Sep-2015	1.33	\$29,925.00
Aricent Technologies	First Lien Initial Term Loan	\$22,500.00	31-Dec-2015	1.58	\$35,550.00
Aricent Technologies	First Lien Initial Term Loan	\$22,500.00	31-Mar-2016	1.83	\$41,175.00
Aricent Technologies	First Lien Initial Term Loan	\$22,500.00	30-Jun-2016	2.08	\$46,800.00
Aricent Technologies	First Lien Initial Term Loan	\$22,500.00	30-Sep-2016	2.33	\$52,425.00
Aricent Technologies	First Lien Initial Term Loan	\$22,500.00	30-Dec-2016	2.58	\$58,050.00
Aricent Technologies	First Lien Initial Term Loan	\$22,500.00	31-Mar-2017	2.83	\$63,675.00
Aricent Technologies	First Lien Initial Term Loan	\$22,500.00	30-Jun-2017	3.08	\$69,300.00
Aricent Technologies	First Lien Initial Term Loan	\$22,500.00	29-Sep-2017	3.33	\$74,925.00
Aricent Technologies	First Lien Initial Term Loan	\$22,500.00	29-Dec-2017	3.58	\$80,550.00
Aricent Technologies	First Lien Initial Term Loan	\$22,500.00	30-Mar-2018	3.82	\$85,950.00
Aricent Technologies	First Lien Initial Term Loan	\$22,500.00	29-Jun-2018	4.07	\$91,575.00
Aricent Technologies	First Lien Initial Term Loan	\$22,500.00	28-Sep-2018	4.32	\$97,200.00
Aricent Technologies	First Lien Initial Term Loan	\$22,500.00	31-Dec-2018	4.58	\$103,050.00

Issuer	Facility	Amortization Amount	Amort Date	Years Difference	Product Of Amort Amount & Years Diff
Aricent Technologies	First Lien Initial Term Loan	\$22,500.00	29-Mar-2019	4.82	\$108,450.00
Aricent Technologies	First Lien Initial Term Loan	\$22,500.00	28-Jun-2019	5.07	\$114,075.00
Aricent Technologies	First Lien Initial Term Loan	\$22,500.00	30-Sep-2019	5.33	\$119,925.00
Aricent Technologies	First Lien Initial Term Loan	\$22,500.00	31-Dec-2019	5.58	\$125,550.00
Aricent Technologies	First Lien Initial Term Loan	\$22,500.00	31-Mar-2020	5.83	\$131,175.00
Aricent Technologies	First Lien Initial Term Loan	\$22,500.00	30-Jun-2020	6.08	\$136,800.00
Aricent Technologies	First Lien Initial Term Loan	\$22,500.00	30-Sep-2020	6.33	\$142,425.00
Aricent Technologies	First Lien Initial Term Loan	\$22,500.00	31-Dec-2020	6.58	\$148,050.00
Aricent Technologies	First Lien Initial Term Loan	\$22,500.00	31-Mar-2021	6.83	\$153,675.00
Aricent Technologies	First Lien Initial Term Loan	\$8,392,500.00	14-Apr-2021	6.87	\$57,656,475.00
Arsloane Acquisition LLC	First Lien Tranche B Term Loan	\$24,000.00	30-Jun-2014	0.07	\$1,680.00
Arsloane Acquisition LLC	First Lien Tranche B Term Loan	\$24,000.00	30-Sep-2014	0.33	\$7,920.00
Arsloane Acquisition LLC	First Lien Tranche B Term Loan	\$60,000.00	31-Dec-2014	0.58	\$34,800.00
Arsloane Acquisition LLC	First Lien Tranche B Term Loan	\$60,000.00	31-Mar-2015	0.82	\$49,200.00
Arsloane Acquisition LLC	First Lien Tranche B Term Loan	\$60,000.00	30-Jun-2015	1.07	\$64,200.00
Arsloane Acquisition LLC	First Lien Tranche B Term Loan	\$60,000.00	30-Sep-2015	1.33	\$79,800.00
Arsloane Acquisition LLC	First Lien Tranche B Term Loan	\$120,000.00	31-Dec-2015	1.58	\$189,600.00
Arsloane Acquisition LLC	First Lien Tranche B Term Loan	\$120,000.00	31-Mar-2016	1.83	\$219,600.00
Arsloane Acquisition LLC	First Lien Tranche B Term Loan	\$120,000.00	30-Jun-2016	2.08	\$249,600.00
Arsloane Acquisition LLC	First Lien Tranche B Term Loan	\$120,000.00	30-Sep-2016	2.33	\$279,600.00
Arsloane Acquisition LLC	First Lien Tranche B Term Loan	\$120,000.00	31-Dec-2016	2.58	\$309,600.00
Arsloane Acquisition LLC	First Lien Tranche B Term Loan	\$120,000.00	31-Mar-2017	2.83	\$339,600.00
Arsloane Acquisition LLC	First Lien Tranche B Term Loan	\$120,000.00	30-Jun-2017	3.08	\$369,600.00
Arsloane Acquisition LLC	First Lien Tranche B Term Loan	\$120,000.00	30-Sep-2017	3.33	\$399,600.00
Arsloane Acquisition LLC	First Lien Tranche B Term Loan	\$120,000.00	31-Dec-2017	3.58	\$429,600.00
Arsloane Acquisition LLC	First Lien Tranche B Term Loan	\$120,000.00	31-Mar-2018	3.83	\$459,600.00
Arsloane Acquisition LLC	First Lien Tranche B Term Loan	\$120,000.00	30-Jun-2018	4.08	\$489,600.00
Arsloane Acquisition LLC	First Lien Tranche B Term Loan	\$120,000.00	30-Sep-2018	4.33	\$519,600.00
Arsloane Acquisition LLC	First Lien Tranche B Term Loan	\$120,000.00	31-Dec-2018	4.58	\$549,600.00
Arsloane Acquisition LLC	First Lien Tranche B Term Loan	\$120,000.00	31-Mar-2019	4.83	\$579,600.00
Arsloane Acquisition LLC	First Lien Tranche B Term Loan	\$120,000.00	30-Jun-2019	5.08	\$609,600.00
Arsloane Acquisition LLC	First Lien Tranche B Term Loan	\$7,464,000.00	01-Oct-2019	5.33	\$39,783,120.00
Ascensus Inc	First Lien Initial Term Loan	\$23,743.73	30-Jun-2014	0.07	\$1,662.06
Ascensus Inc	First Lien Initial Term Loan	\$23,743.73	30-Sep-2014	0.33	\$7,835.43
Ascensus Inc	First Lien Initial Term Loan	\$23,743.73	31-Dec-2014	0.58	\$13,771.37
Ascensus Inc	First Lien Initial Term Loan	\$23,743.73	31-Mar-2015	0.82	\$19,469.86
Ascensus Inc	First Lien Initial Term Loan	\$23,743.73	30-Jun-2015	1.07	\$25,405.80
Ascensus Inc	First Lien Initial Term Loan	\$23,743.73	30-Sep-2015	1.33	\$31,579.17
Ascensus Inc	First Lien Initial Term Loan	\$23,743.73	31-Dec-2015	1.58	\$37,515.10
Ascensus Inc	First Lien Initial Term Loan	\$23,743.73	31-Mar-2016	1.83	\$43,451.03
Ascensus Inc	First Lien Initial Term Loan	\$23,743.73	30-Jun-2016	2.08	\$49,386.97
Ascensus Inc	First Lien Initial Term Loan	\$23,743.73	30-Sep-2016	2.33	\$55,322.90
Ascensus Inc	First Lien Initial Term Loan	\$23,743.73	30-Dec-2016	2.58	\$61,258.83
Ascensus Inc	First Lien Initial Term Loan	\$23,743.73	31-Mar-2017	2.83	\$67,194.77
Ascensus Inc	First Lien Initial Term Loan	\$23,743.73	30-Jun-2017	3.08	\$73,130.70
Ascensus Inc	First Lien Initial Term Loan	\$23,743.73	29-Sep-2017	3.33	\$79,066.64
Ascensus Inc	First Lien Initial Term Loan	\$23,743.73	29-Dec-2017	3.58	\$85,002.57
Ascensus Inc	First Lien Initial Term Loan	\$23,743.73	30-Mar-2018	3.82	\$90,701.07
Ascensus Inc	First Lien Initial Term Loan	\$23,743.73	29-Jun-2018	4.07	\$96,637.00
Ascensus Inc	First Lien Initial Term Loan	\$23,743.73	28-Sep-2018	4.32	\$102,572.93
Ascensus Inc	First Lien Initial Term Loan	\$23,743.73	31-Dec-2018	4.58	\$108,746.30
Ascensus Inc	First Lien Initial Term Loan	\$23,743.73	29-Mar-2019	4.82	\$114,444.80
Ascensus Inc	First Lien Initial Term Loan	\$23,743.73	28-Jun-2019	5.07	\$120,380.73
Ascensus Inc	First Lien Initial Term Loan	\$23,743.73	30-Sep-2019	5.33	\$126,554.10

Issuer	Facility	Amortization Amount	Amort Date	Years Difference	Product Of Amort Amount & Years Diff
Ascensus Inc	First Lien Initial Term Loan	\$8,951,387.84	02-Dec-2019	5.5	\$49,232,633.15
ASP HHI Acquisition Co Inc	Additional Term Loan	\$12,582.38	30-Jun-2014	0.07	\$880.77
ASP HHI Acquisition Co Inc	Additional Term Loan	\$12,582.38	30-Sep-2014	0.33	\$4,152.19
ASP HHI Acquisition Co Inc	Additional Term Loan	\$12,582.38	31-Dec-2014	0.58	\$7,297.78
ASP HHI Acquisition Co Inc	Additional Term Loan	\$12,582.38	31-Mar-2015	0.82	\$10,317.56
ASP HHI Acquisition Co Inc	Additional Term Loan	\$12,582.38	30-Jun-2015	1.07	\$13,463.15
ASP HHI Acquisition Co Inc	Additional Term Loan	\$12,582.38	30-Sep-2015	1.33	\$16,734.57
ASP HHI Acquisition Co Inc	Additional Term Loan	\$12,582.38	31-Dec-2015	1.58	\$19,880.17
ASP HHI Acquisition Co Inc	Additional Term Loan	\$12,582.38	31-Mar-2016	1.83	\$23,025.76
ASP HHI Acquisition Co Inc	Additional Term Loan	\$12,582.38	30-Jun-2016	2.08	\$26,171.36
ASP HHI Acquisition Co Inc	Additional Term Loan	\$12,582.38	30-Sep-2016	2.33	\$29,316.96
ASP HHI Acquisition Co Inc	Additional Term Loan	\$12,582.38	30-Dec-2016	2.58	\$32,462.55
ASP HHI Acquisition Co Inc	Additional Term Loan	\$12,582.38	31-Mar-2017	2.83	\$35,608.15
ASP HHI Acquisition Co Inc	Additional Term Loan	\$12,582.38	30-Jun-2017	3.08	\$38,753.75
ASP HHI Acquisition Co Inc	Additional Term Loan	\$12,582.38	29-Sep-2017	3.33	\$41,899.34
ASP HHI Acquisition Co Inc	Additional Term Loan	\$12,582.38	29-Dec-2017	3.58	\$45,044.94
ASP HHI Acquisition Co Inc	Additional Term Loan	\$12,582.38	30-Mar-2018	3.82	\$48,064.71
ASP HHI Acquisition Co Inc	Additional Term Loan	\$12,582.38	29-Jun-2018	4.07	\$51,210.31
ASP HHI Acquisition Co Inc	Additional Term Loan	\$12,582.38	28-Sep-2018	4.32	\$54,355.90
ASP HHI Acquisition Co Inc	Additional Term Loan	\$5,786,398.48	05-Oct-2018	4.34	\$25,112,969.39
Attachmate Corporation	First Lien Term Loan	\$0.00	30-Jun-2014	0.07	\$0.00
Attachmate Corporation	First Lien Term Loan	\$0.00	30-Sep-2014	0.33	\$0.00
Attachmate Corporation	First Lien Term Loan	\$66,085.06	31-Dec-2014	0.58	\$38,329.33
Attachmate Corporation	First Lien Term Loan	\$115,917.57	31-Mar-2015	0.82	\$95,052.41
Attachmate Corporation	First Lien Term Loan	\$115,917.57	30-Jun-2015	1.07	\$124,031.80
Attachmate Corporation	First Lien Term Loan	\$115,917.57	30-Sep-2015	1.33	\$154,170.37
Attachmate Corporation	First Lien Term Loan	\$115,917.57	31-Dec-2015	1.58	\$183,149.77
Attachmate Corporation	First Lien Term Loan	\$115,917.57	31-Mar-2016	1.83	\$212,129.16
Attachmate Corporation	First Lien Term Loan	\$115,917.57	30-Jun-2016	2.08	\$241,108.55
Attachmate Corporation	First Lien Term Loan	\$154,556.76	30-Sep-2016	2.33	\$360,117.26
Attachmate Corporation	First Lien Term Loan	\$154,556.76	31-Dec-2016	2.58	\$398,756.45
Attachmate Corporation	First Lien Term Loan	\$154,556.76	31-Mar-2017	2.83	\$437,395.64
Attachmate Corporation	First Lien Term Loan	\$154,556.76	30-Jun-2017	3.08	\$476,034.84
Attachmate Corporation	First Lien Term Loan	\$154,556.76	30-Sep-2017	3.33	\$514,674.03
Attachmate Corporation	First Lien Term Loan	\$3,554,805.59	22-Nov-2017	3.47	\$12,335,175.40
Attachmate Corporation	Second Lien Term Loan	\$7,000,000.00	22-Nov-2018	4.47	\$31,290,000.00
Compucom Systems Inc	Term Loan	\$0.00	30-Jun-2014	0.07	\$0.00
Compucom Systems Inc	Term Loan	\$0.00	30-Sep-2014	0.33	\$0.00
Compucom Systems Inc	Term Loan	\$0.00	31-Dec-2014	0.58	\$0.00
Compucom Systems Inc	Term Loan	\$0.00	31-Mar-2015	0.82	\$0.00
Compucom Systems Inc	Term Loan	\$0.00	30-Jun-2015	1.07	\$0.00
Compucom Systems Inc	Term Loan	\$0.00	30-Sep-2015	1.33	\$0.00
Compucom Systems Inc	Term Loan	\$0.00	31-Dec-2015	1.58	\$0.00
Compucom Systems Inc	Term Loan	\$0.00	31-Mar-2016	1.83	\$0.00
Compucom Systems Inc	Term Loan	\$0.00	30-Jun-2016	2.08	\$0.00
Compucom Systems Inc	Term Loan	\$0.00	30-Sep-2016	2.33	\$0.00
Compucom Systems Inc	Term Loan	\$0.00	30-Dec-2016	2.58	\$0.00
Compucom Systems Inc	Term Loan	\$0.00	31-Mar-2017	2.83	\$0.00
Compucom Systems Inc	Term Loan	\$0.00	30-Jun-2017	3.08	\$0.00
Compucom Systems Inc	Term Loan	\$0.00	29-Sep-2017	3.33	\$0.00
Compucom Systems Inc	Term Loan	\$17,262.91	29-Dec-2017	3.58	\$61,801.21
Compucom Systems Inc	Term Loan	\$17,437.09	30-Mar-2018	3.82	\$66,609.67
Compucom Systems Inc	Term Loan	\$17,437.09	29-Jun-2018	4.07	\$70,968.94
Compucom Systems Inc	Term Loan	\$17,437.09	28-Sep-2018	4.32	\$75,328.21

Issuer	Facility	Amortization Amount	Amort Date	Years Difference	Product Of Amort Amount & Years Diff
Compucom Systems Inc	Term Loan	\$17,437.09	31-Dec-2018	4.58	\$79,861.85
Compucom Systems Inc	Term Loan	\$17,437.09	29-Mar-2019	4.82	\$84,046.76
Compucom Systems Inc	Term Loan	\$17,437.09	29-Jun-2019	5.07	\$88,406.03
Compucom Systems Inc	Term Loan	\$17,437.09	30-Sep-2019	5.33	\$92,939.67
Compucom Systems Inc	Term Loan	\$17,437.09	31-Dec-2019	5.58	\$97,298.94
Compucom Systems Inc	Term Loan	\$17,437.09	30-Mar-2020	5.83	\$101,658.21
Compucom Systems Inc	Term Loan	\$6,504,033.17	08-May-2020	5.93	\$38,568,916.68
CRCI Holdings Inc	Delayed Draw Term Loan	\$1,687,500.00	10-Jul-2019	5.1	\$8,606,250.00
CRCI Holdings Inc	Dollar Term Loan	\$14,494.83	30-Jun-2014	0.07	\$1,014.64
CRCI Holdings Inc	Dollar Term Loan	\$14,494.83	30-Sep-2014	0.33	\$4,783.29
CRCI Holdings Inc	Dollar Term Loan	\$14,494.83	31-Dec-2014	0.58	\$8,407.00
CRCI Holdings Inc	Dollar Term Loan	\$14,494.83	31-Mar-2015	0.82	\$11,885.76
CRCI Holdings Inc	Dollar Term Loan	\$14,494.83	30-Jun-2015	1.07	\$15,509.47
CRCI Holdings Inc	Dollar Term Loan	\$14,494.83	30-Sep-2015	1.33	\$19,278.13
CRCI Holdings Inc	Dollar Term Loan	\$14,494.83	31-Dec-2015	1.58	\$22,901.83
CRCI Holdings Inc	Dollar Term Loan	\$14,494.83	31-Mar-2016	1.83	\$26,525.54
CRCI Holdings Inc	Dollar Term Loan	\$14,494.83	30-Jun-2016	2.08	\$30,149.25
CRCI Holdings Inc	Dollar Term Loan	\$14,494.83	30-Sep-2016	2.33	\$33,772.96
CRCI Holdings Inc	Dollar Term Loan	\$14,494.83	31-Dec-2016	2.58	\$37,396.66
CRCI Holdings Inc	Dollar Term Loan	\$14,494.83	31-Mar-2017	2.83	\$41,020.37
CRCI Holdings Inc	Dollar Term Loan	\$14,494.83	30-Jun-2017	3.08	\$44,644.08
CRCI Holdings Inc	Dollar Term Loan	\$14,494.83	30-Sep-2017	3.33	\$48,267.79
CRCI Holdings Inc	Dollar Term Loan	\$14,494.83	31-Dec-2017	3.58	\$51,891.49
CRCI Holdings Inc	Dollar Term Loan	\$14,494.83	31-Mar-2018	3.83	\$55,515.20
CRCI Holdings Inc	Dollar Term Loan	\$14,494.83	30-Jun-2018	4.08	\$59,138.91
CRCI Holdings Inc	Dollar Term Loan	\$14,494.83	30-Sep-2018	4.33	\$62,762.62
CRCI Holdings Inc	Dollar Term Loan	\$14,494.83	31-Dec-2018	4.58	\$66,386.33
CRCI Holdings Inc	Dollar Term Loan	\$14,494.83	31-Mar-2019	4.83	\$70,010.03
CRCI Holdings Inc	Dollar Term Loan	\$14,494.83	30-Jun-2019	5.08	\$73,633.74
CRCI Holdings Inc	Dollar Term Loan	\$5,479,046.05	10-Jul-2019	5.1	\$27,943,134.87
Deltek Inc	First Lien Term Loan	\$11,625.00	30-Jun-2014	0.07	\$813.75
Deltek Inc	First Lien Term Loan	\$11,625.00	30-Sep-2014	0.33	\$3,836.25
Deltek Inc	First Lien Term Loan	\$11,625.00	31-Dec-2014	0.58	\$6,742.50
Deltek Inc	First Lien Term Loan	\$11,625.00	31-Mar-2015	0.82	\$9,532.50
Deltek Inc	First Lien Term Loan	\$11,625.00	30-Jun-2015	1.07	\$12,438.75
Deltek Inc	First Lien Term Loan	\$11,625.00	30-Sep-2015	1.33	\$15,461.25
Deltek Inc	First Lien Term Loan	\$11,625.00	31-Dec-2015	1.58	\$18,367.50
Deltek Inc	First Lien Term Loan	\$11,625.00	31-Mar-2016	1.83	\$21,273.75
Deltek Inc	First Lien Term Loan	\$11,625.00	30-Jun-2016	2.08	\$24,180.00
Deltek Inc	First Lien Term Loan	\$11,625.00	30-Sep-2016	2.33	\$27,086.25
Deltek Inc	First Lien Term Loan	\$11,625.00	30-Dec-2016	2.58	\$29,992.50
Deltek Inc	First Lien Term Loan	\$11,625.00	31-Mar-2017	2.83	\$32,898.75
Deltek Inc	First Lien Term Loan	\$11,625.00	30-Jun-2017	3.08	\$35,805.00
Deltek Inc	First Lien Term Loan	\$11,625.00	29-Sep-2017	3.33	\$38,711.25
Deltek Inc	First Lien Term Loan	\$11,625.00	29-Dec-2017	3.58	\$41,617.50
Deltek Inc	First Lien Term Loan	\$11,625.00	30-Mar-2018	3.82	\$44,407.50
Deltek Inc	First Lien Term Loan	\$11,625.00	29-Jun-2018	4.07	\$47,313.75
Deltek Inc	First Lien Term Loan	\$11,625.00	28-Sep-2018	4.32	\$50,220.00
Deltek Inc	First Lien Term Loan	\$4,382,625.00	10-Oct-2018	4.36	\$19,108,244.99
Edmentum Inc	First Lien Term Loan	\$4,807.73	30-Jun-2014	0.07	\$336.54
Edmentum Inc	First Lien Term Loan	\$4,807.73	30-Sep-2014	0.33	\$1,586.55
Edmentum Inc	First Lien Term Loan	\$4,807.73	31-Dec-2014	0.58	\$2,788.48
Edmentum Inc	First Lien Term Loan	\$4,807.73	31-Mar-2015	0.82	\$3,942.34
Edmentum Inc	First Lien Term Loan	\$4,807.73	30-Jun-2015	1.07	\$5,144.27

Issuer	Facility	Amortization Amount	Amort Date	Years Difference	Product Of Amort Amount & Years Diff
Edmentum Inc	First Lien Term Loan	\$4,807.73	30-Sep-2015	1.33	\$6,394.28
Edmentum Inc	First Lien Term Loan	\$4,807.73	31-Dec-2015	1.58	\$7,596.21
Edmentum Inc	First Lien Term Loan	\$4,807.73	31-Mar-2016	1.83	\$8,798.14
Edmentum Inc	First Lien Term Loan	\$4,807.73	30-Jun-2016	2.08	\$10,000.07
Edmentum Inc	First Lien Term Loan	\$4,807.73	30-Sep-2016	2.33	\$11,202.00
Edmentum Inc	First Lien Term Loan	\$4,807.73	31-Dec-2016	2.58	\$12,403.93
Edmentum Inc	First Lien Term Loan	\$4,807.73	31-Mar-2017	2.83	\$13,605.86
Edmentum Inc	First Lien Term Loan	\$4,807.73	30-Jun-2017	3.08	\$14,807.80
Edmentum Inc	First Lien Term Loan	\$4,807.73	30-Sep-2017	3.33	\$16,009.73
Edmentum Inc	First Lien Term Loan	\$4,807.73	31-Dec-2017	3.58	\$17,211.66
Edmentum Inc	First Lien Term Loan	\$4,807.73	31-Mar-2018	3.83	\$18,413.59
Edmentum Inc	First Lien Term Loan	\$1,832,965.30	17-May-2018	3.96	\$7,258,542.58
First American Payment Systems	First Lien Term Loan	\$0.00	31-Dec-2014	0.58	\$0.00
First American Payment Systems	First Lien Term Loan	\$4,000.00	31-Mar-2015	0.82	\$3,280.00
First American Payment Systems	First Lien Term Loan	\$10,000.00	30-Jun-2015	1.07	\$10,700.00
First American Payment Systems	First Lien Term Loan	\$10,000.00	30-Sep-2015	1.33	\$13,300.00
First American Payment Systems	First Lien Term Loan	\$10,000.00	31-Dec-2015	1.58	\$15,800.00
First American Payment Systems	First Lien Term Loan	\$10,000.00	31-Mar-2016	1.83	\$18,300.00
First American Payment Systems	First Lien Term Loan	\$10,000.00	30-Jun-2016	2.08	\$20,800.00
First American Payment Systems	First Lien Term Loan	\$10,000.00	30-Sep-2016	2.33	\$23,300.00
First American Payment Systems	First Lien Term Loan	\$10,000.00	30-Dec-2016	2.58	\$25,800.00
First American Payment Systems	First Lien Term Loan	\$10,000.00	31-Mar-2017	2.83	\$28,300.00
First American Payment Systems	First Lien Term Loan	\$10,000.00	30-Jun-2017	3.08	\$30,800.00
First American Payment Systems	First Lien Term Loan	\$10,000.00	29-Sep-2017	3.33	\$33,300.00
First American Payment Systems	First Lien Term Loan	\$10,000.00	29-Dec-2017	3.58	\$35,800.00
First American Payment Systems	First Lien Term Loan	\$10,000.00	30-Mar-2018	3.82	\$38,200.00
First American Payment Systems	First Lien Term Loan	\$10,000.00	29-Jun-2018	4.07	\$40,700.00
First American Payment Systems	First Lien Term Loan	\$10,000.00	30-Sep-2018	4.33	\$43,300.00
First American Payment Systems	First Lien Term Loan	\$3,280,000.00	12-Oct-2018	4.36	\$14,300,800.00
First American Payment Systems	Second Lien Term Loan	\$5,600,000.00	12-Apr-2019	4.86	\$27,216,000.00
First Data Corp	2018B New Term Loan	\$480,952.38	24-Sep-2018	4.31	\$2,072,904.76
First Data Corp	2021 Extended USD Term Loan	\$9,050,721.38	24-Mar-2021	6.81	\$61,635,412.60
Generic Drug Holdings Inc	Term B-1 Loan	\$8,750.00	01-Jul-2014	0.08	\$700.00
Generic Drug Holdings Inc	Term B-1 Loan	\$8,750.00	01-Oct-2014	0.33	\$2,887.50
Generic Drug Holdings Inc	Term B-1 Loan	\$8,750.00	01-Jan-2015	0.58	\$5,075.00
Generic Drug Holdings Inc	Term B-1 Loan	\$8,750.00	01-Apr-2015	0.83	\$7,262.50
Generic Drug Holdings Inc	Term B-1 Loan	\$8,750.00	01-Jul-2015	1.08	\$9,450.00
Generic Drug Holdings Inc	Term B-1 Loan	\$8,750.00	01-Oct-2015	1.33	\$11,637.50
Generic Drug Holdings Inc	Term B-1 Loan	\$8,750.00	01-Jan-2016	1.58	\$13,825.00
Generic Drug Holdings Inc	Term B-1 Loan	\$8,750.00	01-Apr-2016	1.83	\$16,012.50
Generic Drug Holdings Inc	Term B-1 Loan	\$8,750.00	01-Jul-2016	2.08	\$18,200.00
Generic Drug Holdings Inc	Term B-1 Loan	\$8,750.00	01-Oct-2016	2.33	\$20,387.50
Generic Drug Holdings Inc	Term B-1 Loan	\$8,750.00	01-Jan-2017	2.58	\$22,575.00
Generic Drug Holdings Inc	Term B-1 Loan	\$8,750.00	01-Apr-2017	2.83	\$24,762.50
Generic Drug Holdings Inc	Term B-1 Loan	\$8,750.00	01-Jul-2017	3.08	\$26,950.00
Generic Drug Holdings Inc	Term B-1 Loan	\$8,750.00	01-Oct-2017	3.33	\$29,137.50
Generic Drug Holdings Inc	Term B-1 Loan	\$8,750.00	01-Jan-2018	3.58	\$31,325.00
Generic Drug Holdings Inc	Term B-1 Loan	\$8,750.00	01-Apr-2018	3.83	\$33,512.50
Generic Drug Holdings Inc	Term B-1 Loan	\$8,750.00	01-Jul-2018	4.08	\$35,700.00
Generic Drug Holdings Inc	Term B-1 Loan	\$8,750.00	01-Oct-2018	4.33	\$37,887.50
Generic Drug Holdings Inc	Term B-1 Loan	\$8,750.00	01-Jan-2019	4.58	\$40,075.00
Generic Drug Holdings Inc	Term B-1 Loan	\$8,750.00	01-Apr-2019	4.83	\$42,262.50
Generic Drug Holdings Inc	Term B-1 Loan	\$8,750.00	01-Jul-2019	5.08	\$44,450.00
Generic Drug Holdings Inc	Term B-1 Loan	\$8,750.00	01-Oct-2019	5.33	\$46,637.50

Issuer	Facility	Amortization Amount	Amort Date	Years Difference	Product Of Amort Amount & Years Diff
Generic Drug Holdings Inc	Term B-1 Loan	\$8,750.00	01-Jan-2020	5.58	\$48,825.00
Generic Drug Holdings Inc	Term B-1 Loan	\$8,750.00	01-Apr-2020	5.83	\$51,012.50
Generic Drug Holdings Inc	Term B-1 Loan	\$8,750.00	01-Jul-2020	6.08	\$53,200.00
Generic Drug Holdings Inc	Term B-1 Loan	\$3,255,000.00	16-Aug-2020	6.21	\$20,213,550.00
GlobalLogic Holdings Inc	Term Loan	\$23,750.00	30-Jun-2014	0.07	\$1,662.50
GlobalLogic Holdings Inc	Term Loan	\$23,750.00	30-Sep-2014	0.33	\$7,837.50
GlobalLogic Holdings Inc	Term Loan	\$23,750.00	31-Dec-2014	0.58	\$13,775.00
GlobalLogic Holdings Inc	Term Loan	\$23,750.00	31-Mar-2015	0.82	\$19,475.00
GlobalLogic Holdings Inc	Term Loan	\$23,750.00	30-Jun-2015	1.07	\$25,412.50
GlobalLogic Holdings Inc	Term Loan	\$23,750.00	30-Sep-2015	1.33	\$31,587.50
GlobalLogic Holdings Inc	Term Loan	\$23,750.00	31-Dec-2015	1.58	\$37,525.00
GlobalLogic Holdings Inc	Term Loan	\$23,750.00	31-Mar-2016	1.83	\$43,462.50
GlobalLogic Holdings Inc	Term Loan	\$23,750.00	30-Jun-2016	2.08	\$49,400.00
GlobalLogic Holdings Inc	Term Loan	\$23,750.00	30-Sep-2016	2.33	\$55,337.50
GlobalLogic Holdings Inc	Term Loan	\$23,750.00	30-Dec-2016	2.58	\$61,275.00
GlobalLogic Holdings Inc	Term Loan	\$23,750.00	31-Mar-2017	2.83	\$67,212.50
GlobalLogic Holdings Inc	Term Loan	\$23,750.00	30-Jun-2017	3.08	\$73,150.00
GlobalLogic Holdings Inc	Term Loan	\$23,750.00	29-Sep-2017	3.33	\$79,087.50
GlobalLogic Holdings Inc	Term Loan	\$23,750.00	29-Dec-2017	3.58	\$85,025.00
GlobalLogic Holdings Inc	Term Loan	\$23,750.00	30-Mar-2018	3.82	\$90,725.00
GlobalLogic Holdings Inc	Term Loan	\$23,750.00	29-Jun-2018	4.07	\$96,662.50
GlobalLogic Holdings Inc	Term Loan	\$23,750.00	28-Sep-2018	4.32	\$102,600.00
GlobalLogic Holdings Inc	Term Loan	\$23,750.00	31-Dec-2018	4.58	\$108,775.00
GlobalLogic Holdings Inc	Term Loan	\$23,750.00	29-Mar-2019	4.82	\$114,475.00
GlobalLogic Holdings Inc	Term Loan	\$9,001,250.00	31-May-2019	4.99	\$44,916,237.50
Healogics Inc	First Lien Term B Loan	\$8,333.33	30-Jun-2014	0.07	\$583.33
Healogics Inc	First Lien Term B Loan	\$8,333.33	30-Sep-2014	0.33	\$2,750.00
Healogics Inc	First Lien Term B Loan	\$8,333.33	31-Dec-2014	0.58	\$4,833.33
Healogics Inc	First Lien Term B Loan	\$8,333.33	31-Mar-2015	0.82	\$6,833.33
Healogics Inc	First Lien Term B Loan	\$8,333.33	30-Jun-2015	1.07	\$8,916.67
Healogics Inc	First Lien Term B Loan	\$8,333.33	30-Sep-2015	1.33	\$11,083.33
Healogics Inc	First Lien Term B Loan	\$8,333.33	31-Dec-2015	1.58	\$13,166.67
Healogics Inc	First Lien Term B Loan	\$8,333.33	31-Mar-2016	1.83	\$15,250.00
Healogics Inc	First Lien Term B Loan	\$8,333.33	30-Jun-2016	2.08	\$17,333.33
Healogics Inc	First Lien Term B Loan	\$8,333.33	30-Sep-2016	2.33	\$19,416.67
Healogics Inc	First Lien Term B Loan	\$8,333.33	30-Dec-2016	2.58	\$21,500.00
Healogics Inc	First Lien Term B Loan	\$8,333.33	31-Mar-2017	2.83	\$23,583.33
Healogics Inc	First Lien Term B Loan	\$8,333.33	30-Jun-2017	3.08	\$25,666.67
Healogics Inc	First Lien Term B Loan	\$8,333.33	29-Sep-2017	3.33	\$27,750.00
Healogics Inc	First Lien Term B Loan	\$8,333.33	29-Dec-2017	3.58	\$29,833.33
Healogics Inc	First Lien Term B Loan	\$8,333.33	30-Mar-2018	3.82	\$31,833.33
Healogics Inc	First Lien Term B Loan	\$8,333.33	29-Jun-2018	4.07	\$33,916.67
Healogics Inc	First Lien Term B Loan	\$8,333.33	28-Sep-2018	4.32	\$36,000.00
Healogics Inc	First Lien Term B Loan	\$8,333.33	31-Dec-2018	4.58	\$38,166.67
Healogics Inc	First Lien Term B Loan	\$3,141,666.66	05-Feb-2019	4.68	\$14,702,999.99
Healogics Inc	Second Lien Term Loan	\$4,000,000.00	05-Feb-2020	5.68	\$22,720,000.00
Help Systems Holdings Inc	First Lien Initial Term Loan	\$24,000.00	30-Jun-2014	0.07	\$1,680.00
Help Systems Holdings Inc	First Lien Initial Term Loan	\$24,000.00	30-Sep-2014	0.33	\$7,920.00
Help Systems Holdings Inc	First Lien Initial Term Loan	\$24,000.00	31-Dec-2014	0.58	\$13,920.00
Help Systems Holdings Inc	First Lien Initial Term Loan	\$24,000.00	31-Mar-2015	0.82	\$19,680.00
Help Systems Holdings Inc	First Lien Initial Term Loan	\$24,000.00	30-Jun-2015	1.07	\$25,680.00
Help Systems Holdings Inc	First Lien Initial Term Loan	\$24,000.00	30-Sep-2015	1.33	\$31,920.00
Help Systems Holdings Inc	First Lien Initial Term Loan	\$24,000.00	31-Dec-2015	1.58	\$37,920.00
Help Systems Holdings Inc	First Lien Initial Term Loan	\$24,000.00	31-Mar-2016	1.83	\$43,920.00

Issuer	Facility	Amortization Amount	Amort Date	Years Difference	Product Of Amort Amount & Years Diff
Help Systems Holdings Inc	First Lien Initial Term Loan	\$24,000.00	30-Jun-2016	2.08	\$49,920.00
Help Systems Holdings Inc	First Lien Initial Term Loan	\$24,000.00	30-Sep-2016	2.33	\$55,920.00
Help Systems Holdings Inc	First Lien Initial Term Loan	\$24,000.00	31-Dec-2016	2.58	\$61,920.00
Help Systems Holdings Inc	First Lien Initial Term Loan	\$24,000.00	31-Mar-2017	2.83	\$67,920.00
Help Systems Holdings Inc	First Lien Initial Term Loan	\$24,000.00	30-Jun-2017	3.08	\$73,920.00
Help Systems Holdings Inc	First Lien Initial Term Loan	\$24,000.00	30-Sep-2017	3.33	\$79,920.00
Help Systems Holdings Inc	First Lien Initial Term Loan	\$24,000.00	31-Dec-2017	3.58	\$85,920.00
Help Systems Holdings Inc	First Lien Initial Term Loan	\$24,000.00	31-Mar-2018	3.83	\$91,920.00
Help Systems Holdings Inc	First Lien Initial Term Loan	\$24,000.00	30-Jun-2018	4.08	\$97,920.00
Help Systems Holdings Inc	First Lien Initial Term Loan	\$24,000.00	30-Sep-2018	4.33	\$103,920.00
Help Systems Holdings Inc	First Lien Initial Term Loan	\$24,000.00	31-Dec-2018	4.58	\$109,920.00
Help Systems Holdings Inc	First Lien Initial Term Loan	\$24,000.00	31-Mar-2019	4.83	\$115,920.00
Help Systems Holdings Inc	First Lien Initial Term Loan	\$9,072,000.00	28-Jun-2019	5.07	\$45,995,040.00
iEnergizer Limited	Term Loan	\$200,000.00	30-Jun-2014	0.07	\$14,000.00
iEnergizer Limited	Term Loan	\$200,000.00	30-Sep-2014	0.33	\$66,000.00
iEnergizer Limited	Term Loan	\$200,000.00	31-Dec-2014	0.58	\$116,000.00
iEnergizer Limited	Term Loan	\$200,000.00	31-Mar-2015	0.82	\$164,000.00
iEnergizer Limited	Term Loan	\$200,000.00	30-Jun-2015	1.07	\$214,000.00
iEnergizer Limited	Term Loan	\$200,000.00	30-Sep-2015	1.33	\$266,000.00
iEnergizer Limited	Term Loan	\$200,000.00	31-Dec-2015	1.58	\$316,000.00
iEnergizer Limited	Term Loan	\$200,000.00	31-Mar-2016	1.83	\$366,000.00
iEnergizer Limited	Term Loan	\$200,000.00	30-Jun-2016	2.08	\$416,000.00
iEnergizer Limited	Term Loan	\$200,000.00	30-Sep-2016	2.33	\$466,000.00
iEnergizer Limited	Term Loan	\$200,000.00	31-Dec-2016	2.58	\$516,000.00
iEnergizer Limited	Term Loan	\$200,000.00	31-Mar-2017	2.83	\$566,000.00
iEnergizer Limited	Term Loan	\$200,000.00	30-Jun-2017	3.08	\$616,000.00
iEnergizer Limited	Term Loan	\$200,000.00	30-Sep-2017	3.33	\$666,000.00
iEnergizer Limited	Term Loan	\$200,000.00	31-Dec-2017	3.58	\$716,000.00
iEnergizer Limited	Term Loan	\$200,000.00	31-Mar-2018	3.83	\$766,000.00
iEnergizer Limited	Term Loan	\$200,000.00	30-Jun-2018	4.08	\$816,000.00
iEnergizer Limited	Term Loan	\$200,000.00	30-Sep-2018	4.33	\$866,000.00
iEnergizer Limited	Term Loan	\$200,000.00	31-Dec-2018	4.58	\$916,000.00
iEnergizer Limited	Term Loan	\$200,000.00	31-Mar-2019	4.83	\$966,000.00
iEnergizer Limited	Term Loan	\$3,400,000.00	01-May-2019	4.91	\$16,694,000.00
Integra Telecom Holdings Inc	Term B Loan	\$10,900.00	30-Jun-2014	0.07	\$763.00
Integra Telecom Holdings Inc	Term B Loan	\$10,900.00	30-Sep-2014	0.33	\$3,597.00
Integra Telecom Holdings Inc	Term B Loan	\$10,900.00	31-Dec-2014	0.58	\$6,322.00
Integra Telecom Holdings Inc	Term B Loan	\$10,900.00	31-Mar-2015	0.82	\$8,938.00
Integra Telecom Holdings Inc	Term B Loan	\$10,900.00	30-Jun-2015	1.07	\$11,663.00
Integra Telecom Holdings Inc	Term B Loan	\$10,900.00	30-Sep-2015	1.33	\$14,497.00
Integra Telecom Holdings Inc	Term B Loan	\$10,900.00	31-Dec-2015	1.58	\$17,222.00
Integra Telecom Holdings Inc	Term B Loan	\$10,900.00	31-Mar-2016	1.83	\$19,947.00
Integra Telecom Holdings Inc	Term B Loan	\$10,900.00	30-Jun-2016	2.08	\$22,672.00
Integra Telecom Holdings Inc	Term B Loan	\$10,900.00	30-Sep-2016	2.33	\$25,397.00
Integra Telecom Holdings Inc	Term B Loan	\$10,900.00	30-Dec-2016	2.58	\$28,122.00
Integra Telecom Holdings Inc	Term B Loan	\$10,900.00	31-Mar-2017	2.83	\$30,847.00
Integra Telecom Holdings Inc	Term B Loan	\$10,900.00	30-Jun-2017	3.08	\$33,572.00
Integra Telecom Holdings Inc	Term B Loan	\$10,900.00	29-Sep-2017	3.33	\$36,297.00
Integra Telecom Holdings Inc	Term B Loan	\$10,900.00	29-Dec-2017	3.58	\$39,022.00
Integra Telecom Holdings Inc	Term B Loan	\$10,900.00	30-Mar-2018	3.82	\$41,638.00
Integra Telecom Holdings Inc	Term B Loan	\$10,900.00	29-Jun-2018	4.07	\$44,363.00
Integra Telecom Holdings Inc	Term B Loan	\$10,900.00	28-Sep-2018	4.32	\$47,088.00
Integra Telecom Holdings Inc	Term B Loan	\$10,900.00	31-Dec-2018	4.58	\$49,922.00
Integra Telecom Holdings Inc	Term B Loan	\$4,109,300.00	22-Feb-2019	4.73	\$19,436,989.00

Issuer	Facility	Amortization Amount	Amort Date	Years Difference	Product Of Amort Amount & Years Diff
Jackson Hewitt Inc	Senior Secured Term Loan	\$663,594.47	30-Jun-2014	0.07	\$46,451.61
Jackson Hewitt Inc	Senior Secured Term Loan	\$796,313.37	30-Apr-2015	0.91	\$724,645.16
Jackson Hewitt Inc	Senior Secured Term Loan	\$796,313.37	29-Apr-2016	1.91	\$1,520,958.53
Jackson Hewitt Inc	Senior Secured Term Loan	\$796,313.37	28-Apr-2017	2.9	\$2,309,308.76
Jackson Hewitt Inc	Senior Secured Term Loan	\$5,883,870.98	16-Oct-2017	3.37	\$19,828,645.20
JHCI Acquisition Inc	First Lien Term Loan	\$22,500.00	30-Jun-2014	0.07	\$1,575.00
JHCI Acquisition Inc	First Lien Term Loan	\$22,500.00	30-Sep-2014	0.33	\$7,425.00
JHCI Acquisition Inc	First Lien Term Loan	\$22,500.00	31-Dec-2014	0.58	\$13,050.00
JHCI Acquisition Inc	First Lien Term Loan	\$22,500.00	31-Mar-2015	0.82	\$18,450.00
JHCI Acquisition Inc	First Lien Term Loan	\$22,500.00	30-Jun-2015	1.07	\$24,075.00
JHCI Acquisition Inc	First Lien Term Loan	\$22,500.00	30-Sep-2015	1.33	\$29,925.00
JHCI Acquisition Inc	First Lien Term Loan	\$22,500.00	31-Dec-2015	1.58	\$35,550.00
JHCI Acquisition Inc	First Lien Term Loan	\$22,500.00	31-Mar-2016	1.83	\$41,175.00
JHCI Acquisition Inc	First Lien Term Loan	\$22,500.00	30-Jun-2016	2.08	\$46,800.00
JHCI Acquisition Inc	First Lien Term Loan	\$22,500.00	30-Sep-2016	2.33	\$52,425.00
JHCI Acquisition Inc	First Lien Term Loan	\$22,500.00	30-Dec-2016	2.58	\$58,050.00
JHCI Acquisition Inc	First Lien Term Loan	\$22,500.00	31-Mar-2017	2.83	\$63,675.00
JHCI Acquisition Inc	First Lien Term Loan	\$22,500.00	30-Jun-2017	3.08	\$69,300.00
JHCI Acquisition Inc	First Lien Term Loan	\$22,500.00	29-Sep-2017	3.33	\$74,925.00
JHCI Acquisition Inc	First Lien Term Loan	\$22,500.00	29-Dec-2017	3.58	\$80,550.00
JHCI Acquisition Inc	First Lien Term Loan	\$22,500.00	30-Mar-2018	3.82	\$85,950.00
JHCI Acquisition Inc	First Lien Term Loan	\$22,500.00	29-Jun-2018	4.07	\$91,575.00
JHCI Acquisition Inc	First Lien Term Loan	\$22,500.00	28-Sep-2018	4.32	\$97,200.00
JHCI Acquisition Inc	First Lien Term Loan	\$22,500.00	31-Dec-2018	4.58	\$103,050.00
JHCI Acquisition Inc	First Lien Term Loan	\$22,500.00	29-Mar-2019	4.82	\$108,450.00
JHCI Acquisition Inc	First Lien Term Loan	\$8,155,227.34	11-Jul-2019	5.11	\$41,673,211.71
Knowledge Universe Education LLC	Initial Term Loan	\$12,500.00	30-Jun-2014	0.07	\$875.00
Knowledge Universe Education LLC	Initial Term Loan	\$12,500.00	30-Sep-2014	0.33	\$4,125.00
Knowledge Universe Education LLC	Initial Term Loan	\$12,500.00	31-Dec-2014	0.58	\$7,250.00
Knowledge Universe Education LLC	Initial Term Loan	\$12,500.00	31-Mar-2015	0.82	\$10,250.00
Knowledge Universe Education LLC	Initial Term Loan	\$12,500.00	30-Jun-2015	1.07	\$13,375.00
Knowledge Universe Education LLC	Initial Term Loan	\$12,500.00	30-Sep-2015	1.33	\$16,625.00
Knowledge Universe Education LLC	Initial Term Loan	\$12,500.00	31-Dec-2015	1.58	\$19,750.00
Knowledge Universe Education LLC	Initial Term Loan	\$12,500.00	31-Mar-2016	1.83	\$22,875.00
Knowledge Universe Education LLC	Initial Term Loan	\$12,500.00	30-Jun-2016	2.08	\$26,000.00
Knowledge Universe Education LLC	Initial Term Loan	\$12,500.00	30-Sep-2016	2.33	\$29,125.00
Knowledge Universe Education LLC	Initial Term Loan	\$12,500.00	30-Dec-2016	2.58	\$32,250.00
Knowledge Universe Education LLC	Initial Term Loan	\$12,500.00	31-Mar-2017	2.83	\$35,375.00
Knowledge Universe Education LLC	Initial Term Loan	\$12,500.00	30-Jun-2017	3.08	\$38,500.00
Knowledge Universe Education LLC	Initial Term Loan	\$12,500.00	29-Sep-2017	3.33	\$41,625.00
Knowledge Universe Education LLC	Initial Term Loan	\$12,500.00	29-Dec-2017	3.58	\$44,750.00
Knowledge Universe Education LLC	Initial Term Loan	\$12,500.00	30-Mar-2018	3.82	\$47,750.00
Knowledge Universe Education LLC	Initial Term Loan	\$12,500.00	29-Jun-2018	4.07	\$50,875.00
Knowledge Universe Education LLC	Initial Term Loan	\$12,500.00	28-Sep-2018	4.32	\$54,000.00
Knowledge Universe Education LLC	Initial Term Loan	\$12,500.00	31-Dec-2018	4.58	\$57,250.00
Knowledge Universe Education LLC	Initial Term Loan	\$12,500.00	29-Mar-2019	4.82	\$60,250.00
Knowledge Universe Education LLC	Initial Term Loan	\$12,500.00	28-Jun-2019	5.07	\$63,375.00
Knowledge Universe Education LLC	Initial Term Loan	\$12,500.00	30-Sep-2019	5.33	\$66,625.00
Knowledge Universe Education LLC	Initial Term Loan	\$12,500.00	31-Dec-2019	5.58	\$69,750.00
Knowledge Universe Education LLC	Initial Term Loan	\$12,500.00	31-Mar-2020	5.83	\$72,875.00
Knowledge Universe Education LLC	Initial Term Loan	\$12,500.00	30-Jun-2020	6.08	\$76,000.00
Knowledge Universe Education LLC	Initial Term Loan	\$12,500.00	30-Sep-2020	6.33	\$79,125.00
Knowledge Universe Education LLC	Initial Term Loan	\$12,500.00	31-Dec-2020	6.58	\$82,250.00
Knowledge Universe Education LLC	Initial Term Loan	\$4,662,500.00	18-Mar-2021	6.79	\$31,658,375.00

Issuer	Facility	Amortization Amount	Amort Date	Years Difference	Product Of Amort Amount & Years Diff
Mercury Payment Systems LLC	Term Loan	\$2,521.01	30-Jun-2014	0.07	\$176.47
Mercury Payment Systems LLC	Term Loan	\$2,521.01	30-Sep-2014	0.33	\$831.93
Mercury Payment Systems LLC	Term Loan	\$2,521.01	31-Dec-2014	0.58	\$1,462.18
Mercury Payment Systems LLC	Term Loan	\$2,521.01	31-Mar-2015	0.82	\$2,067.23
Mercury Payment Systems LLC	Term Loan	\$2,521.01	30-Jun-2015	1.07	\$2,697.48
Mercury Payment Systems LLC	Term Loan	\$2,521.01	30-Sep-2015	1.33	\$3,352.94
Mercury Payment Systems LLC	Term Loan	\$2,521.01	31-Dec-2015	1.58	\$3,983.19
Mercury Payment Systems LLC	Term Loan	\$2,521.01	31-Mar-2016	1.83	\$4,613.45
Mercury Payment Systems LLC	Term Loan	\$2,521.01	30-Jun-2016	2.08	\$5,243.70
Mercury Payment Systems LLC	Term Loan	\$2,521.01	30-Sep-2016	2.33	\$5,873.95
Mercury Payment Systems LLC	Term Loan	\$2,521.01	30-Dec-2016	2.58	\$6,504.20
Mercury Payment Systems LLC	Term Loan	\$2,521.01	31-Mar-2017	2.83	\$7,134.45
Mercury Payment Systems LLC	Term Loan	\$954,621.85	01-Jul-2017	3.08	\$2,940,235.29
Merrill Communications LLC	Term Loan	\$0.00	31-Jul-2014	0.16	\$0.00
Merrill Communications LLC	Term Loan	\$0.00	31-Oct-2014	0.41	\$0.00
Merrill Communications LLC	Term Loan	\$0.00	30-Jan-2015	0.66	\$0.00
Merrill Communications LLC	Term Loan	\$0.00	30-Apr-2015	0.91	\$0.00
Merrill Communications LLC	Term Loan	\$0.00	31-Jul-2015	1.16	\$0.00
Merrill Communications LLC	Term Loan	\$0.00	30-Oct-2015	1.41	\$0.00
Merrill Communications LLC	Term Loan	\$0.00	29-Jan-2016	1.66	\$0.00
Merrill Communications LLC	Term Loan	\$0.00	29-Apr-2016	1.91	\$0.00
Merrill Communications LLC	Term Loan	\$0.00	29-Jul-2016	2.16	\$0.00
Merrill Communications LLC	Term Loan	\$0.00	31-Oct-2016	2.41	\$0.00
Merrill Communications LLC	Term Loan	\$0.00	31-Jan-2017	2.67	\$0.00
Merrill Communications LLC	Term Loan	\$0.00	28-Apr-2017	2.9	\$0.00
Merrill Communications LLC	Term Loan	\$0.00	31-Jul-2017	3.16	\$0.00
Merrill Communications LLC	Term Loan	\$0.00	31-Oct-2017	3.41	\$0.00
Merrill Communications LLC	Term Loan	\$0.00	31-Jan-2018	3.67	\$0.00
Merrill Communications LLC	Term Loan	\$11,444,824.88	08-Mar-2018	3.76	\$43,032,541.56
NAB Holdings LLC	Term Loan	\$23,750.00	30-Sep-2014	0.33	\$7,837.50
NAB Holdings LLC	Term Loan	\$23,750.00	31-Dec-2014	0.58	\$13,775.00
NAB Holdings LLC	Term Loan	\$23,750.00	31-Mar-2015	0.82	\$19,475.00
NAB Holdings LLC	Term Loan	\$23,750.00	30-Jun-2015	1.07	\$25,412.50
NAB Holdings LLC	Term Loan	\$23,750.00	30-Sep-2015	1.33	\$31,587.50
NAB Holdings LLC	Term Loan	\$23,750.00	31-Dec-2015	1.58	\$37,525.00
NAB Holdings LLC	Term Loan	\$23,750.00	31-Mar-2016	1.83	\$43,462.50
NAB Holdings LLC	Term Loan	\$23,750.00	30-Jun-2016	2.08	\$49,400.00
NAB Holdings LLC	Term Loan	\$23,750.00	30-Sep-2016	2.33	\$55,337.50
NAB Holdings LLC	Term Loan	\$23,750.00	31-Dec-2016	2.58	\$61,275.00
NAB Holdings LLC	Term Loan	\$23,750.00	31-Mar-2017	2.83	\$67,212.50
NAB Holdings LLC	Term Loan	\$23,750.00	30-Jun-2017	3.08	\$73,150.00
NAB Holdings LLC	Term Loan	\$23,750.00	30-Sep-2017	3.33	\$79,087.50
NAB Holdings LLC	Term Loan	\$23,750.00	31-Dec-2017	3.58	\$85,025.00
NAB Holdings LLC	Term Loan	\$23,750.00	31-Mar-2018	3.83	\$90,962.50
NAB Holdings LLC	Term Loan	\$23,750.00	30-Jun-2018	4.08	\$96,900.00
NAB Holdings LLC	Term Loan	\$23,750.00	30-Sep-2018	4.33	\$102,837.50
NAB Holdings LLC	Term Loan	\$23,750.00	31-Dec-2018	4.58	\$108,775.00
NAB Holdings LLC	Term Loan	\$23,750.00	31-Mar-2019	4.83	\$114,712.50
NAB Holdings LLC	Term Loan	\$23,750.00	30-Jun-2019	5.08	\$120,650.00
NAB Holdings LLC	Term Loan	\$23,750.00	30-Sep-2019	5.33	\$126,587.50
NAB Holdings LLC	Term Loan	\$23,750.00	31-Dec-2019	5.58	\$132,525.00
NAB Holdings LLC	Term Loan	\$23,750.00	31-Mar-2020	5.83	\$138,462.50
NAB Holdings LLC	Term Loan	\$23,750.00	30-Jun-2020	6.08	\$144,400.00
NAB Holdings LLC	Term Loan	\$23,750.00	30-Sep-2020	6.33	\$150,337.50

Issuer	Facility	Amortization Amount	Amort Date	Years Difference	Product Of Amort Amount & Years Diff
NAB Holdings LLC	Term Loan	\$23,750.00	31-Dec-2020	6.58	\$156,275.00
NAB Holdings LLC	Term Loan	\$23,750.00	31-Mar-2021	6.83	\$162,212.50
NAB Holdings LLC	Term Loan	\$8,858,750.00	21-May-2021	6.97	\$61,745,487.50
New Breed Inc	Term Loan	\$0.00	30-Jun-2014	0.07	\$0.00
New Breed Inc	Term Loan	\$0.00	30-Sep-2014	0.33	\$0.00
New Breed Inc	Term Loan	\$0.00	31-Dec-2014	0.58	\$0.00
New Breed Inc	Term Loan	\$0.00	31-Mar-2015	0.82	\$0.00
New Breed Inc	Term Loan	\$0.00	30-Jun-2015	1.07	\$0.00
New Breed Inc	Term Loan	\$0.00	30-Sep-2015	1.33	\$0.00
New Breed Inc	Term Loan	\$0.00	31-Dec-2015	1.58	\$0.00
New Breed Inc	Term Loan	\$10,082.55	31-Mar-2016	1.83	\$18,451.07
New Breed Inc	Term Loan	\$15,123.83	30-Jun-2016	2.08	\$31,457.56
New Breed Inc	Term Loan	\$15,123.83	30-Sep-2016	2.33	\$35,238.51
New Breed Inc	Term Loan	\$15,123.83	30-Dec-2016	2.58	\$39,019.47
New Breed Inc	Term Loan	\$15,123.83	31-Mar-2017	2.83	\$42,800.43
New Breed Inc	Term Loan	\$15,123.83	30-Jun-2017	3.08	\$46,581.38
New Breed Inc	Term Loan	\$15,123.83	29-Sep-2017	3.33	\$50,362.34
New Breed Inc	Term Loan	\$15,123.83	29-Dec-2017	3.58	\$54,143.30
New Breed Inc	Term Loan	\$15,123.83	30-Mar-2018	3.82	\$57,773.01
New Breed Inc	Term Loan	\$15,123.83	29-Jun-2018	4.07	\$61,553.97
New Breed Inc	Term Loan	\$15,123.83	28-Sep-2018	4.32	\$65,334.93
New Breed Inc	Term Loan	\$15,123.83	31-Dec-2018	4.58	\$69,267.12
New Breed Inc	Term Loan	\$15,123.83	29-Mar-2019	4.82	\$72,896.84
New Breed Inc	Term Loan	\$15,123.83	28-Jun-2019	5.07	\$76,677.80
New Breed Inc	Term Loan	\$15,123.83	30-Sep-2019	5.33	\$80,609.99
New Breed Inc	Term Loan	\$5,641,187.02	01-Oct-2019	5.33	\$30,067,526.79
Packaging Coordinators Inc	First Lien Term Loan B	\$0.00	01-Jul-2014	0.08	\$0.00
Packaging Coordinators Inc	First Lien Term Loan B	\$12,500.00	01-Oct-2014	0.33	\$4,125.00
Packaging Coordinators Inc	First Lien Term Loan B	\$12,500.00	01-Jan-2015	0.58	\$7,250.00
Packaging Coordinators Inc	First Lien Term Loan B	\$12,500.00	01-Apr-2015	0.83	\$10,375.00
Packaging Coordinators Inc	First Lien Term Loan B	\$12,500.00	01-Jul-2015	1.08	\$13,500.00
Packaging Coordinators Inc	First Lien Term Loan B	\$12,500.00	01-Oct-2015	1.33	\$16,625.00
Packaging Coordinators Inc	First Lien Term Loan B	\$12,500.00	01-Jan-2016	1.58	\$19,750.00
Packaging Coordinators Inc	First Lien Term Loan B	\$12,500.00	01-Apr-2016	1.83	\$22,875.00
Packaging Coordinators Inc	First Lien Term Loan B	\$12,500.00	01-Jul-2016	2.08	\$26,000.00
Packaging Coordinators Inc	First Lien Term Loan B	\$12,500.00	01-Oct-2016	2.33	\$29,125.00
Packaging Coordinators Inc	First Lien Term Loan B	\$12,500.00	01-Jan-2017	2.58	\$32,250.00
Packaging Coordinators Inc	First Lien Term Loan B	\$12,500.00	01-Apr-2017	2.83	\$35,375.00
Packaging Coordinators Inc	First Lien Term Loan B	\$12,500.00	01-Jul-2017	3.08	\$38,500.00
Packaging Coordinators Inc	First Lien Term Loan B	\$12,500.00	01-Oct-2017	3.33	\$41,625.00
Packaging Coordinators Inc	First Lien Term Loan B	\$12,500.00	01-Jan-2018	3.58	\$44,750.00
Packaging Coordinators Inc	First Lien Term Loan B	\$12,500.00	01-Apr-2018	3.83	\$47,875.00
Packaging Coordinators Inc	First Lien Term Loan B	\$12,500.00	01-Jul-2018	4.08	\$51,000.00
Packaging Coordinators Inc	First Lien Term Loan B	\$12,500.00	01-Oct-2018	4.33	\$54,125.00
Packaging Coordinators Inc	First Lien Term Loan B	\$12,500.00	01-Jan-2019	4.58	\$57,250.00
Packaging Coordinators Inc	First Lien Term Loan B	\$12,500.00	01-Apr-2019	4.83	\$60,375.00
Packaging Coordinators Inc	First Lien Term Loan B	\$12,500.00	01-Jul-2019	5.08	\$63,500.00
Packaging Coordinators Inc	First Lien Term Loan B	\$12,500.00	01-Oct-2019	5.33	\$66,625.00
Packaging Coordinators Inc	First Lien Term Loan B	\$12,500.00	01-Jan-2020	5.58	\$69,750.00
Packaging Coordinators Inc	First Lien Term Loan B	\$12,500.00	01-Apr-2020	5.83	\$72,875.00
Packaging Coordinators Inc	First Lien Term Loan B	\$4,675,000.00	11-May-2020	5.94	\$27,769,500.00
Presidio Inc	Term Loan	\$8,640.63	30-Jun-2014	0.07	\$604.84
Presidio Inc	Term Loan	\$8,640.63	30-Sep-2014	0.33	\$2,851.41
Presidio Inc	Term Loan	\$43,203.13	31-Dec-2014	0.58	\$25,057.81

Issuer	Facility	Amortization Amount	Amort Date	Years Difference	Product Of Amort Amount & Years Diff
Presidio Inc	Term Loan	\$43,203.13	31-Mar-2015	0.82	\$35,426.56
Presidio Inc	Term Loan	\$43,203.13	30-Jun-2015	1.07	\$46,227.34
Presidio Inc	Term Loan	\$43,203.13	30-Sep-2015	1.33	\$57,460.16
Presidio Inc	Term Loan	\$43,203.13	31-Dec-2015	1.58	\$68,260.94
Presidio Inc	Term Loan	\$43,203.13	31-Mar-2016	1.83	\$79,061.72
Presidio Inc	Term Loan	\$43,203.13	30-Jun-2016	2.08	\$89,862.50
Presidio Inc	Term Loan	\$43,203.13	30-Sep-2016	2.33	\$100,663.28
Presidio Inc	Term Loan	\$43,203.13	30-Dec-2016	2.58	\$111,464.06
Presidio Inc	Term Loan	\$3,050,140.63	31-Mar-2017	2.83	\$8,631,897.97
Renfro Corporation	Tranche B Term Loan	\$6,666.67	31-Jul-2014	0.16	\$1,066.67
Renfro Corporation	Tranche B Term Loan	\$6,666.67	31-Oct-2014	0.41	\$2,733.33
Renfro Corporation	Tranche B Term Loan	\$6,666.67	30-Jan-2015	0.66	\$4,400.00
Renfro Corporation	Tranche B Term Loan	\$6,666.67	30-Apr-2015	0.91	\$6,066.67
Renfro Corporation	Tranche B Term Loan	\$6,666.67	31-Jul-2015	1.16	\$7,733.33
Renfro Corporation	Tranche B Term Loan	\$6,666.67	30-Oct-2015	1.41	\$9,400.00
Renfro Corporation	Tranche B Term Loan	\$6,666.67	29-Jan-2016	1.66	\$11,066.67
Renfro Corporation	Tranche B Term Loan	\$6,666.67	29-Apr-2016	1.91	\$12,733.33
Renfro Corporation	Tranche B Term Loan	\$6,666.67	29-Jul-2016	2.16	\$14,400.00
Renfro Corporation	Tranche B Term Loan	\$6,666.67	31-Oct-2016	2.41	\$16,066.67
Renfro Corporation	Tranche B Term Loan	\$6,666.67	31-Jan-2017	2.67	\$17,800.00
Renfro Corporation	Tranche B Term Loan	\$6,666.67	28-Apr-2017	2.9	\$19,333.33
Renfro Corporation	Tranche B Term Loan	\$6,666.67	31-Jul-2017	3.16	\$21,066.67
Renfro Corporation	Tranche B Term Loan	\$6,666.67	31-Oct-2017	3.41	\$22,733.33
Renfro Corporation	Tranche B Term Loan	\$6,666.67	31-Jan-2018	3.67	\$24,466.67
Renfro Corporation	Tranche B Term Loan	\$6,666.67	30-Apr-2018	3.91	\$26,066.67
Renfro Corporation	Tranche B Term Loan	\$6,666.67	31-Jul-2018	4.16	\$27,733.33
Renfro Corporation	Tranche B Term Loan	\$6,666.67	31-Oct-2018	4.41	\$29,400.00
Renfro Corporation	Tranche B Term Loan	\$2,513,333.34	30-Jan-2019	4.66	\$11,712,133.34
SafeNet Inc	First Lien Initial Term Loan	\$23,750.00	30-Jun-2014	0.07	\$1,662.50
SafeNet Inc	First Lien Initial Term Loan	\$23,750.00	30-Sep-2014	0.33	\$7,837.50
SafeNet Inc	First Lien Initial Term Loan	\$23,750.00	31-Dec-2014	0.58	\$13,775.00
SafeNet Inc	First Lien Initial Term Loan	\$23,750.00	31-Mar-2015	0.82	\$19,475.00
SafeNet Inc	First Lien Initial Term Loan	\$23,750.00	30-Jun-2015	1.07	\$25,412.50
SafeNet Inc	First Lien Initial Term Loan	\$23,750.00	30-Sep-2015	1.33	\$31,587.50
SafeNet Inc	First Lien Initial Term Loan	\$23,750.00	31-Dec-2015	1.58	\$37,525.00
SafeNet Inc	First Lien Initial Term Loan	\$23,750.00	31-Mar-2016	1.83	\$43,462.50
SafeNet Inc	First Lien Initial Term Loan	\$23,750.00	30-Jun-2016	2.08	\$49,400.00
SafeNet Inc	First Lien Initial Term Loan	\$23,750.00	30-Sep-2016	2.33	\$55,337.50
SafeNet Inc	First Lien Initial Term Loan	\$23,750.00	31-Dec-2016	2.58	\$61,275.00
SafeNet Inc	First Lien Initial Term Loan	\$23,750.00	31-Mar-2017	2.83	\$67,212.50
SafeNet Inc	First Lien Initial Term Loan	\$23,750.00	30-Jun-2017	3.08	\$73,150.00
SafeNet Inc	First Lien Initial Term Loan	\$23,750.00	30-Sep-2017	3.33	\$79,087.50
SafeNet Inc	First Lien Initial Term Loan	\$23,750.00	31-Dec-2017	3.58	\$85,025.00
SafeNet Inc	First Lien Initial Term Loan	\$23,750.00	31-Mar-2018	3.83	\$90,962.50
SafeNet Inc	First Lien Initial Term Loan	\$23,750.00	30-Jun-2018	4.08	\$96,900.00
SafeNet Inc	First Lien Initial Term Loan	\$23,750.00	30-Sep-2018	4.33	\$102,837.50
SafeNet Inc	First Lien Initial Term Loan	\$23,750.00	31-Dec-2018	4.58	\$108,775.00
SafeNet Inc	First Lien Initial Term Loan	\$23,750.00	31-Mar-2019	4.83	\$114,712.50
SafeNet Inc	First Lien Initial Term Loan	\$23,750.00	30-Jun-2019	5.08	\$120,650.00
SafeNet Inc	First Lien Initial Term Loan	\$23,750.00	30-Sep-2019	5.33	\$126,587.50
SafeNet Inc	First Lien Initial Term Loan	\$23,750.00	31-Dec-2019	5.58	\$132,525.00
SafeNet Inc	First Lien Initial Term Loan	\$8,953,750.00	05-Mar-2020	5.76	\$51,573,600.00
Serena Software Inc	Term Loan	\$237,500.00	04-Feb-2015	0.67	\$159,125.00
Serena Software Inc	Term Loan	\$237,500.00	05-May-2015	0.92	\$218,500.00

Issuer	Facility	Amortization Amount	Amort Date	Years Difference	Product Of Amort Amount & Years Diff
Serena Software Inc	Term Loan	\$356,250.00	03-Feb-2016	1.67	\$594,937.50
Serena Software Inc	Term Loan	\$356,250.00	04-May-2016	1.92	\$684,000.00
Serena Software Inc	Term Loan	\$356,250.00	03-Feb-2017	2.67	\$951,187.50
Serena Software Inc	Term Loan	\$356,250.00	03-May-2017	2.92	\$1,040,250.00
Serena Software Inc	Term Loan	\$356,250.00	05-Feb-2018	3.68	\$1,311,000.00
Serena Software Inc	Term Loan	\$356,250.00	03-May-2018	3.92	\$1,396,500.00
Serena Software Inc	Term Loan	\$356,250.00	05-Feb-2019	4.68	\$1,667,250.00
Serena Software Inc	Term Loan	\$356,250.00	03-May-2019	4.92	\$1,752,750.00
Serena Software Inc	Term Loan	\$356,250.00	05-Feb-2020	5.68	\$2,023,500.00
Serena Software Inc	Term Loan	\$5,818,750.00	14-Apr-2020	5.87	\$34,156,062.50
SESAC Holdco II LLC	First Lien Term Loan	\$20,800.00	30-Jun-2014	0.07	\$1,456.00
SESAC Holdco II LLC	First Lien Term Loan	\$20,800.00	30-Sep-2014	0.33	\$6,864.00
SESAC Holdco II LLC	First Lien Term Loan	\$20,800.00	31-Dec-2014	0.58	\$12,064.00
SESAC Holdco II LLC	First Lien Term Loan	\$20,800.00	31-Mar-2015	0.82	\$17,056.00
SESAC Holdco II LLC	First Lien Term Loan	\$20,800.00	30-Jun-2015	1.07	\$22,256.00
SESAC Holdco II LLC	First Lien Term Loan	\$20,800.00	30-Sep-2015	1.33	\$27,664.00
SESAC Holdco II LLC	First Lien Term Loan	\$20,800.00	31-Dec-2015	1.58	\$32,864.00
SESAC Holdco II LLC	First Lien Term Loan	\$20,800.00	31-Mar-2016	1.83	\$38,064.00
SESAC Holdco II LLC	First Lien Term Loan	\$20,800.00	30-Jun-2016	2.08	\$43,264.00
SESAC Holdco II LLC	First Lien Term Loan	\$20,800.00	30-Sep-2016	2.33	\$48,464.00
SESAC Holdco II LLC	First Lien Term Loan	\$20,800.00	30-Dec-2016	2.58	\$53,664.00
SESAC Holdco II LLC	First Lien Term Loan	\$20,800.00	31-Mar-2017	2.83	\$58,864.00
SESAC Holdco II LLC	First Lien Term Loan	\$20,800.00	30-Jun-2017	3.08	\$64,064.00
SESAC Holdco II LLC	First Lien Term Loan	\$20,800.00	29-Sep-2017	3.33	\$69,264.00
SESAC Holdco II LLC	First Lien Term Loan	\$20,800.00	29-Dec-2017	3.58	\$74,464.00
SESAC Holdco II LLC	First Lien Term Loan	\$20,800.00	30-Mar-2018	3.82	\$79,456.00
SESAC Holdco II LLC	First Lien Term Loan	\$20,800.00	29-Jun-2018	4.07	\$84,656.00
SESAC Holdco II LLC	First Lien Term Loan	\$20,800.00	28-Sep-2018	4.32	\$89,856.00
SESAC Holdco II LLC	First Lien Term Loan	\$20,800.00	31-Dec-2018	4.58	\$95,264.00
SESAC Holdco II LLC	First Lien Term Loan	\$7,820,800.00	07-Feb-2019	4.68	\$36,601,344.00
SourceHOV LLC	First Lien Term B Loan	\$12,000.00	30-Jun-2014	0.07	\$840.00
SourceHOV LLC	First Lien Term B Loan	\$12,000.00	30-Sep-2014	0.33	\$3,960.00
SourceHOV LLC	First Lien Term B Loan	\$12,000.00	31-Dec-2014	0.58	\$6,960.00
SourceHOV LLC	First Lien Term B Loan	\$12,000.00	31-Mar-2015	0.82	\$9,840.00
SourceHOV LLC	First Lien Term B Loan	\$12,000.00	30-Jun-2015	1.07	\$12,840.00
SourceHOV LLC	First Lien Term B Loan	\$12,000.00	30-Sep-2015	1.33	\$15,960.00
SourceHOV LLC	First Lien Term B Loan	\$12,000.00	31-Dec-2015	1.58	\$18,960.00
SourceHOV LLC	First Lien Term B Loan	\$12,000.00	31-Mar-2016	1.83	\$21,960.00
SourceHOV LLC	First Lien Term B Loan	\$12,000.00	30-Jun-2016	2.08	\$24,960.00
SourceHOV LLC	First Lien Term B Loan	\$12,000.00	30-Sep-2016	2.33	\$27,960.00
SourceHOV LLC	First Lien Term B Loan	\$12,000.00	30-Dec-2016	2.58	\$30,960.00
SourceHOV LLC	First Lien Term B Loan	\$12,000.00	31-Mar-2017	2.83	\$33,960.00
SourceHOV LLC	First Lien Term B Loan	\$12,000.00	30-Jun-2017	3.08	\$36,960.00
SourceHOV LLC	First Lien Term B Loan	\$12,000.00	29-Sep-2017	3.33	\$39,960.00
SourceHOV LLC	First Lien Term B Loan	\$12,000.00	29-Dec-2017	3.58	\$42,960.00
SourceHOV LLC	First Lien Term B Loan	\$12,000.00	30-Mar-2018	3.82	\$45,840.00
SourceHOV LLC	First Lien Term B Loan	\$4,572,000.00	30-Apr-2018	3.91	\$17,876,520.00
SourceHOV LLC	Second Lien Term Loan	\$2,000,000.00	30-Apr-2019	4.91	\$9,820,000.00
Sportsman's Warehouse Inc	First Out Term Loan	\$0.00	01-Aug-2014	0.16	\$0.00
Sportsman's Warehouse Inc	First Out Term Loan	\$0.00	31-Oct-2014	0.41	\$0.00
Sportsman's Warehouse Inc	First Out Term Loan	\$0.00	30-Jan-2015	0.66	\$0.00
Sportsman's Warehouse Inc	First Out Term Loan	\$0.00	01-May-2015	0.91	\$0.00
Sportsman's Warehouse Inc	First Out Term Loan	\$0.00	31-Jul-2015	1.16	\$0.00
Sportsman's Warehouse Inc	First Out Term Loan	\$21,446.81	30-Oct-2015	1.41	\$30,240.00

Issuer	Facility	Amortization Amount	Amort Date	Years Difference	Product Of Amort Amount & Years Diff
Sportsman's Warehouse Inc	First Out Term Loan	\$24,000.00	29-Jan-2016	1.66	\$39,840.00
Sportsman's Warehouse Inc	First Out Term Loan	\$24,000.00	29-Apr-2016	1.91	\$45,840.00
Sportsman's Warehouse Inc	First Out Term Loan	\$24,000.00	29-Jul-2016	2.16	\$51,840.00
Sportsman's Warehouse Inc	First Out Term Loan	\$24,000.00	28-Oct-2016	2.41	\$57,840.00
Sportsman's Warehouse Inc	First Out Term Loan	\$24,000.00	27-Jan-2017	2.65	\$63,600.00
Sportsman's Warehouse Inc	First Out Term Loan	\$24,000.00	28-Apr-2017	2.9	\$69,600.00
Sportsman's Warehouse Inc	First Out Term Loan	\$24,000.00	28-Jul-2017	3.15	\$75,600.00
Sportsman's Warehouse Inc	First Out Term Loan	\$24,000.00	27-Oct-2017	3.4	\$81,600.00
Sportsman's Warehouse Inc	First Out Term Loan	\$24,000.00	02-Feb-2018	3.67	\$88,080.00
Sportsman's Warehouse Inc	First Out Term Loan	\$24,000.00	04-May-2018	3.92	\$94,080.00
Sportsman's Warehouse Inc	First Out Term Loan	\$24,000.00	03-Aug-2018	4.17	\$100,080.00
Sportsman's Warehouse Inc	First Out Term Loan	\$24,000.00	02-Nov-2018	4.42	\$106,080.00
Sportsman's Warehouse Inc	First Out Term Loan	\$24,000.00	01-Feb-2019	4.67	\$112,080.00
Sportsman's Warehouse Inc	First Out Term Loan	\$24,000.00	03-May-2019	4.92	\$118,080.00
Sportsman's Warehouse Inc	First Out Term Loan	\$24,000.00	02-Aug-2019	5.17	\$124,080.00
Sportsman's Warehouse Inc	First Out Term Loan	\$6,152,170.21	20-Aug-2019	5.22	\$32,114,328.51
STG-Fairway Acquisitions Inc	First Lien Term Loan	\$8,681.52	30-Jun-2014	0.07	\$607.71
STG-Fairway Acquisitions Inc	First Lien Term Loan	\$8,681.52	30-Sep-2014	0.33	\$2,864.90
STG-Fairway Acquisitions Inc	First Lien Term Loan	\$8,681.52	31-Dec-2014	0.58	\$5,035.28
STG-Fairway Acquisitions Inc	First Lien Term Loan	\$8,681.52	31-Mar-2015	0.82	\$7,118.85
STG-Fairway Acquisitions Inc	First Lien Term Loan	\$8,681.52	30-Jun-2015	1.07	\$9,289.23
STG-Fairway Acquisitions Inc	First Lien Term Loan	\$8,681.52	30-Sep-2015	1.33	\$11,546.43
STG-Fairway Acquisitions Inc	First Lien Term Loan	\$8,681.52	31-Dec-2015	1.58	\$13,716.81
STG-Fairway Acquisitions Inc	First Lien Term Loan	\$8,681.52	31-Mar-2016	1.83	\$15,887.19
STG-Fairway Acquisitions Inc	First Lien Term Loan	\$8,681.52	30-Jun-2016	2.08	\$18,057.57
STG-Fairway Acquisitions Inc	First Lien Term Loan	\$8,681.52	30-Sep-2016	2.33	\$20,227.95
STG-Fairway Acquisitions Inc	First Lien Term Loan	\$8,681.52	30-Dec-2016	2.58	\$22,398.33
STG-Fairway Acquisitions Inc	First Lien Term Loan	\$8,681.52	31-Mar-2017	2.83	\$24,568.71
STG-Fairway Acquisitions Inc	First Lien Term Loan	\$8,681.52	30-Jun-2017	3.08	\$26,739.09
STG-Fairway Acquisitions Inc	First Lien Term Loan	\$8,681.52	29-Sep-2017	3.33	\$28,909.47
STG-Fairway Acquisitions Inc	First Lien Term Loan	\$8,681.52	29-Dec-2017	3.58	\$31,079.86
STG-Fairway Acquisitions Inc	First Lien Term Loan	\$8,681.52	30-Mar-2018	3.82	\$33,163.42
STG-Fairway Acquisitions Inc	First Lien Term Loan	\$8,681.52	29-Jun-2018	4.07	\$35,333.80
STG-Fairway Acquisitions Inc	First Lien Term Loan	\$8,681.52	28-Sep-2018	4.32	\$37,504.18
STG-Fairway Acquisitions Inc	First Lien Term Loan	\$8,681.52	31-Dec-2018	4.58	\$39,761.38
STG-Fairway Acquisitions Inc	First Lien Term Loan	\$3,275,313.00	28-Feb-2019	4.74	\$15,524,983.60
Stratus Technologies Inc	Initial Term Loan	\$137,500.00	30-Sep-2014	0.33	\$45,375.00
Stratus Technologies Inc	Initial Term Loan	\$137,500.00	31-Dec-2014	0.58	\$79,750.00
Stratus Technologies Inc	Initial Term Loan	\$137,500.00	31-Mar-2015	0.82	\$112,750.00
Stratus Technologies Inc	Initial Term Loan	\$137,500.00	30-Jun-2015	1.07	\$147,125.00
Stratus Technologies Inc	Initial Term Loan	\$137,500.00	30-Sep-2015	1.33	\$182,875.00
Stratus Technologies Inc	Initial Term Loan	\$137,500.00	31-Dec-2015	1.58	\$217,250.00
Stratus Technologies Inc	Initial Term Loan	\$137,500.00	31-Mar-2016	1.83	\$251,625.00
Stratus Technologies Inc	Initial Term Loan	\$137,500.00	30-Jun-2016	2.08	\$286,000.00
Stratus Technologies Inc	Initial Term Loan	\$137,500.00	30-Sep-2016	2.33	\$320,375.00
Stratus Technologies Inc	Initial Term Loan	\$137,500.00	31-Dec-2016	2.58	\$354,750.00
Stratus Technologies Inc	Initial Term Loan	\$137,500.00	31-Mar-2017	2.83	\$389,125.00
Stratus Technologies Inc	Initial Term Loan	\$137,500.00	30-Jun-2017	3.08	\$423,500.00
Stratus Technologies Inc	Initial Term Loan	\$137,500.00	30-Sep-2017	3.33	\$457,875.00
Stratus Technologies Inc	Initial Term Loan	\$137,500.00	31-Dec-2017	3.58	\$492,250.00
Stratus Technologies Inc	Initial Term Loan	\$137,500.00	31-Mar-2018	3.83	\$526,625.00
Stratus Technologies Inc	Initial Term Loan	\$137,500.00	30-Jun-2018	4.08	\$561,000.00
Stratus Technologies Inc	Initial Term Loan	\$137,500.00	30-Sep-2018	4.33	\$595,375.00
Stratus Technologies Inc	Initial Term Loan	\$137,500.00	31-Dec-2018	4.58	\$629,750.00

Issuer	Facility	Amortization Amount	Amort Date	Years Difference	Product Of Amort Amount & Years Diff
Stratus Technologies Inc	Initial Term Loan	\$137,500.00	31-Mar-2019	4.83	\$664,125.00
Stratus Technologies Inc	Initial Term Loan	\$137,500.00	30-Jun-2019	5.08	\$698,500.00
Stratus Technologies Inc	Initial Term Loan	\$137,500.00	30-Sep-2019	5.33	\$732,875.00
Stratus Technologies Inc	Initial Term Loan	\$137,500.00	31-Dec-2019	5.58	\$767,250.00
Stratus Technologies Inc	Initial Term Loan	\$137,500.00	31-Mar-2020	5.83	\$801,625.00
Stratus Technologies Inc	Initial Term Loan	\$137,500.00	30-Jun-2020	6.08	\$836,000.00
Stratus Technologies Inc	Initial Term Loan	\$137,500.00	30-Sep-2020	6.33	\$870,375.00
Stratus Technologies Inc	Initial Term Loan	\$137,500.00	31-Dec-2020	6.58	\$904,750.00
Stratus Technologies Inc	Initial Term Loan	\$137,500.00	31-Mar-2021	6.83	\$939,125.00
Stratus Technologies Inc	Initial Term Loan	\$7,287,500.00	28-Apr-2021	6.91	\$50,356,625.00
SumTotal Systems LLC	Second Lien Term Loan	\$11,250,000.00	16-May-2019	4.95	\$55,687,500.00
TeleGuam Holdings LLC	Second Lien Term Loan	\$5,312,500.00	10-Dec-2018	4.52	\$24,012,500.00
Topps Company (The)	Term Loan	\$16,750.00	30-Jun-2014	0.07	\$1,172.50
Topps Company (The)	Term Loan	\$16,750.00	30-Sep-2014	0.33	\$5,527.50
Topps Company (The)	Term Loan	\$16,750.00	31-Dec-2014	0.58	\$9,715.00
Topps Company (The)	Term Loan	\$16,750.00	31-Mar-2015	0.82	\$13,735.00
Topps Company (The)	Term Loan	\$16,750.00	30-Jun-2015	1.07	\$17,922.50
Topps Company (The)	Term Loan	\$16,750.00	30-Sep-2015	1.33	\$22,277.50
Topps Company (The)	Term Loan	\$16,750.00	31-Dec-2015	1.58	\$26,465.00
Topps Company (The)	Term Loan	\$16,750.00	31-Mar-2016	1.83	\$30,652.50
Topps Company (The)	Term Loan	\$16,750.00	30-Jun-2016	2.08	\$34,840.00
Topps Company (The)	Term Loan	\$16,750.00	30-Sep-2016	2.33	\$39,027.50
Topps Company (The)	Term Loan	\$16,750.00	30-Dec-2016	2.58	\$43,215.00
Topps Company (The)	Term Loan	\$16,750.00	31-Mar-2017	2.83	\$47,402.50
Topps Company (The)	Term Loan	\$16,750.00	30-Jun-2017	3.08	\$51,590.00
Topps Company (The)	Term Loan	\$16,750.00	29-Sep-2017	3.33	\$55,777.50
Topps Company (The)	Term Loan	\$16,750.00	29-Dec-2017	3.58	\$59,965.00
Topps Company (The)	Term Loan	\$16,750.00	30-Mar-2018	3.82	\$63,985.00
Topps Company (The)	Term Loan	\$16,750.00	29-Jun-2018	4.07	\$68,172.50
Topps Company (The)	Term Loan	\$16,750.00	28-Sep-2018	4.32	\$72,360.00
Topps Company (The)	Term Loan	\$6,381,750.00	02-Oct-2018	4.33	\$27,632,977.50
Travel Leaders Group LLC	Tranche B Term Loan	\$120,000.00	30-Jun-2014	0.07	\$8,400.00
Travel Leaders Group LLC	Tranche B Term Loan	\$120,000.00	30-Sep-2014	0.33	\$39,600.00
Travel Leaders Group LLC	Tranche B Term Loan	\$120,000.00	31-Dec-2014	0.58	\$69,600.00
Travel Leaders Group LLC	Tranche B Term Loan	\$120,000.00	31-Mar-2015	0.82	\$98,400.00
Travel Leaders Group LLC	Tranche B Term Loan	\$120,000.00	30-Jun-2015	1.07	\$128,400.00
Travel Leaders Group LLC	Tranche B Term Loan	\$120,000.00	30-Sep-2015	1.33	\$159,600.00
Travel Leaders Group LLC	Tranche B Term Loan	\$120,000.00	31-Dec-2015	1.58	\$189,600.00
Travel Leaders Group LLC	Tranche B Term Loan	\$120,000.00	31-Mar-2016	1.83	\$219,600.00
Travel Leaders Group LLC	Tranche B Term Loan	\$120,000.00	30-Jun-2016	2.08	\$249,600.00
Travel Leaders Group LLC	Tranche B Term Loan	\$120,000.00	30-Sep-2016	2.33	\$279,600.00
Travel Leaders Group LLC	Tranche B Term Loan	\$120,000.00	30-Dec-2016	2.58	\$309,600.00
Travel Leaders Group LLC	Tranche B Term Loan	\$120,000.00	31-Mar-2017	2.83	\$339,600.00
Travel Leaders Group LLC	Tranche B Term Loan	\$120,000.00	30-Jun-2017	3.08	\$369,600.00
Travel Leaders Group LLC	Tranche B Term Loan	\$120,000.00	29-Sep-2017	3.33	\$399,600.00
Travel Leaders Group LLC	Tranche B Term Loan	\$120,000.00	29-Dec-2017	3.58	\$429,600.00
Travel Leaders Group LLC	Tranche B Term Loan	\$120,000.00	30-Mar-2018	3.82	\$458,400.00
Travel Leaders Group LLC	Tranche B Term Loan	\$120,000.00	29-Jun-2018	4.07	\$488,400.00
Travel Leaders Group LLC	Tranche B Term Loan	\$120,000.00	28-Sep-2018	4.32	\$518,400.00
Travel Leaders Group LLC	Tranche B Term Loan	\$7,320,000.00	05-Dec-2018	4.51	\$33,013,200.00
UniTek Global Services Inc	New Incremental Term Loan	\$0.00	30-Jun-2014	0.07	\$0.00
UniTek Global Services Inc	New Incremental Term Loan	\$0.00	30-Sep-2014	0.33	\$0.00
UniTek Global Services Inc	New Incremental Term Loan	\$2,089.53	31-Dec-2014	0.58	\$1,211.93
UniTek Global Services Inc	New Incremental Term Loan	\$7,517.58	31-Mar-2015	0.82	\$6,164.42

Issuer	Facility	Amortization Amount	Amort Date	Years Difference	Product Of Amort Amount & Years Diff
UniTek Global Services Inc	New Incremental Term Loan	\$7,517.58	30-Jun-2015	1.07	\$8,043.82
UniTek Global Services Inc	New Incremental Term Loan	\$7,517.58	30-Sep-2015	1.33	\$9,998.39
UniTek Global Services Inc	New Incremental Term Loan	\$7,517.58	31-Dec-2015	1.58	\$11,877.78
UniTek Global Services Inc	New Incremental Term Loan	\$7,517.58	31-Mar-2016	1.83	\$13,757.18
UniTek Global Services Inc	New Incremental Term Loan	\$7,517.58	30-Jun-2016	2.08	\$15,636.58
UniTek Global Services Inc	New Incremental Term Loan	\$7,517.58	30-Sep-2016	2.33	\$17,515.97
UniTek Global Services Inc	New Incremental Term Loan	\$7,517.58	31-Dec-2016	2.58	\$19,395.37
UniTek Global Services Inc	New Incremental Term Loan	\$7,517.58	31-Mar-2017	2.83	\$21,274.76
UniTek Global Services Inc	New Incremental Term Loan	\$7,517.58	30-Jun-2017	3.08	\$23,154.16
UniTek Global Services Inc	New Incremental Term Loan	\$7,517.58	30-Sep-2017	3.33	\$25,033.56
UniTek Global Services Inc	New Incremental Term Loan	\$7,517.58	31-Dec-2017	3.58	\$26,912.95
UniTek Global Services Inc	New Incremental Term Loan	\$7,517.58	31-Mar-2018	3.83	\$28,792.35
UniTek Global Services Inc	New Incremental Term Loan	\$2,848,812.74	16-Apr-2018	3.87	\$11,024,905.30
Vision Solutions Inc	First Lien Term Loan	\$7,187.25	31-Jul-2014	0.16	\$1,149.96
Vision Solutions Inc	First Lien Term Loan	\$53,034.77	31-Oct-2014	0.41	\$21,744.25
Vision Solutions Inc	First Lien Term Loan	\$53,034.77	30-Jan-2015	0.66	\$35,002.95
Vision Solutions Inc	First Lien Term Loan	\$53,034.77	30-Apr-2015	0.91	\$48,261.64
Vision Solutions Inc	First Lien Term Loan	\$53,034.77	31-Jul-2015	1.16	\$61,520.33
Vision Solutions Inc	First Lien Term Loan	\$53,034.77	30-Oct-2015	1.41	\$74,779.02
Vision Solutions Inc	First Lien Term Loan	\$53,034.77	29-Jan-2016	1.66	\$88,037.71
Vision Solutions Inc	First Lien Term Loan	\$53,034.77	29-Apr-2016	1.91	\$101,296.41
Vision Solutions Inc	First Lien Term Loan	\$3,226,369.74	25-Jul-2016	2.15	\$6,936,694.93
Vision Solutions Inc	Second Lien Term Loan	\$5,600,000.00	24-Jul-2017	3.14	\$17,584,000.00
Volume Holdings Inc	Term Loan	\$50,000.00	30-Jun-2014	0.07	\$3,500.00
Volume Holdings Inc	Term Loan	\$50,000.00	30-Sep-2014	0.33	\$16,500.00
Volume Holdings Inc	Term Loan	\$50,000.00	31-Dec-2014	0.58	\$29,000.00
Volume Holdings Inc	Term Loan	\$50,000.00	31-Mar-2015	0.82	\$41,000.00
Volume Holdings Inc	Term Loan	\$50,000.00	30-Jun-2015	1.07	\$53,500.00
Volume Holdings Inc	Term Loan	\$50,000.00	30-Sep-2015	1.33	\$66,500.00
Volume Holdings Inc	Term Loan	\$50,000.00	31-Dec-2015	1.58	\$79,000.00
Volume Holdings Inc	Term Loan	\$50,000.00	31-Mar-2016	1.83	\$91,500.00
Volume Holdings Inc	Term Loan	\$50,000.00	30-Jun-2016	2.08	\$104,000.00
Volume Holdings Inc	Term Loan	\$50,000.00	30-Sep-2016	2.33	\$116,500.00
Volume Holdings Inc	Term Loan	\$50,000.00	31-Dec-2016	2.58	\$129,000.00
Volume Holdings Inc	Term Loan	\$50,000.00	31-Mar-2017	2.83	\$141,500.00
Volume Holdings Inc	Term Loan	\$50,000.00	30-Jun-2017	3.08	\$154,000.00
Volume Holdings Inc	Term Loan	\$50,000.00	30-Sep-2017	3.33	\$166,500.00
Volume Holdings Inc	Term Loan	\$50,000.00	31-Dec-2017	3.58	\$179,000.00
Volume Holdings Inc	Term Loan	\$50,000.00	31-Mar-2018	3.83	\$191,500.00
Volume Holdings Inc	Term Loan	\$50,000.00	30-Jun-2018	4.08	\$204,000.00
Volume Holdings Inc	Term Loan	\$50,000.00	30-Sep-2018	4.33	\$216,500.00
Volume Holdings Inc	Term Loan	\$50,000.00	31-Dec-2018	4.58	\$229,000.00
Volume Holdings Inc	Term Loan	\$50,000.00	31-Mar-2019	4.83	\$241,500.00
Volume Holdings Inc	Term Loan	\$50,000.00	30-Jun-2019	5.08	\$254,000.00
Volume Holdings Inc	Term Loan	\$50,000.00	30-Sep-2019	5.33	\$266,500.00
Volume Holdings Inc	Term Loan	\$50,000.00	31-Dec-2019	5.58	\$279,000.00
Volume Holdings Inc	Term Loan	\$2,850,000.00	31-Jan-2020	5.67	\$16,159,500.00
Waupaca Foundry Inc	Tranche A-1 Loan	\$130,979.87	30-Jun-2014	0.07	\$9,168.59
Waupaca Foundry Inc	Tranche A-1 Loan	\$130,979.87	30-Sep-2014	0.33	\$43,223.36
Waupaca Foundry Inc	Tranche A-1 Loan	\$130,979.87	31-Dec-2014	0.58	\$75,968.32
Waupaca Foundry Inc	Tranche A-1 Loan	\$130,979.87	31-Mar-2015	0.82	\$107,403.49
Waupaca Foundry Inc	Tranche A-1 Loan	\$130,979.87	30-Jun-2015	1.07	\$140,148.46
Waupaca Foundry Inc	Tranche A-1 Loan	\$130,979.87	30-Sep-2015	1.33	\$174,203.22
Waupaca Foundry Inc	Tranche A-1 Loan	\$130,979.87	31-Dec-2015	1.58	\$206,948.19

Issuer	Facility	Amortization Amount	Amort Date	Years Difference	Product Of Amort Amount & Years Diff
Waupaca Foundry Inc	Tranche A-1 Loan	\$130,979.87	31-Mar-2016	1.83	\$239,693.16
Waupaca Foundry Inc	Tranche A-1 Loan	\$130,979.87	30-Jun-2016	2.08	\$272,438.13
Waupaca Foundry Inc	Tranche A-1 Loan	\$130,979.87	30-Sep-2016	2.33	\$305,183.09
Waupaca Foundry Inc	Tranche A-1 Loan	\$130,979.87	30-Dec-2016	2.58	\$337,928.06
Waupaca Foundry Inc	Tranche A-1 Loan	\$130,979.87	31-Mar-2017	2.83	\$370,673.03
Waupaca Foundry Inc	Tranche A-1 Loan	\$7,535,048.01	29-Jun-2017	3.07	\$23,132,597.38
Grand Total		\$307,746,201.49			\$1,462,143,787.65

Interest Coverage Detail

Reinvestment Rate: 0.0121%
 Collection Period Start Date: 03-May-2014
 Collection Period End Date: 04-Aug-2014

Maturity	Interest Collected	Calc. Method	PAR	Contract	Current Interest Rate	Payment Date	No. of Days in Period	Scheduled Distribution	No. of Days Reinvested	Reinvestment Interest
ABB Con-Cise Optical Group LLC - Term B-1 Loan										
06-Feb-2019		ACT/360	\$1,509,090.91	12	4.5000%	10-Jun-2014	92	\$17,354.55	55	\$0.32
06-Feb-2019		ACT/365 ISDA	\$15,585.19	13	5.7500%	30-Jun-2014	83	\$343.72	35	\$0.00
06-Feb-2019		ACT/360	\$5,042,424.24	14	4.5000%	08-Jul-2014	91	\$57,357.58	27	\$0.52
Aricent Technologies - First Lien Initial Term Loan										
14-Apr-2021	\$2,750.00									
14-Apr-2021		ACT/360	\$551,020.41	3	5.5000%	16-Jun-2014	33	\$2,778.06	49	\$0.05
14-Apr-2021		ACT/360	\$551,020.41	3	5.5000%	16-Jul-2014	30	\$2,525.51	19	\$0.02
14-Apr-2021		ACT/360	\$8,448,979.59	4	5.5000%	16-Jun-2014	33	\$42,596.94	49	\$0.70
14-Apr-2021		ACT/360	\$8,448,979.59	4	5.5000%	16-Jul-2014	30	\$38,724.49	19	\$0.25
Arsloane Acquisition LLC - First Lien Tranche B Term Loan										
01-Oct-2019		ACT/360	\$9,552,000.00	3	7.5000%	01-Jul-2014	91	\$181,090.00	34	\$2.07
Ascensus Inc - First Lien Initial Term Loan										
02-Dec-2019		ACT/360	\$9,473,750.00	3	5.0000%	30-Jun-2014	61	\$76,109.55	35	\$0.90
ASP HHI Acquisition Co Inc - Additional Term Loan										
05-Oct-2018		ACT/360	\$6,012,881.40	8	5.0000%	30-Jun-2014	91	\$61,829.47	35	\$0.73
Attachmate Corporation - First Lien Term Loan										
22-Nov-2017	\$1,641.19									
22-Nov-2017		ACT/360	\$4,808,167.61	27	7.2500%	23-Jul-2014	91	\$88,116.35	12	\$0.36
22-Nov-2017		ACT/360	\$281,012.30	29	7.2500%	23-Jun-2014	31	\$1,754.38	42	\$0.02
22-Nov-2017		ACT/360	\$281,012.30	29	7.2500%	23-Jul-2014	30	\$1,697.78	12	\$0.01
Attachmate Corporation - Second Lien Term Loan										
22-Nov-2018		ACT/360	\$7,000,000.00	4	11.0000%	23-Jul-2014	91	\$194,638.89	12	\$0.79
Compucom Systems Inc - Term Loan										
11-May-2020	\$23,874.59									
11-May-2020		ACT/360	\$6,678,229.85	10	4.2500%	30-Jun-2014	31	\$24,440.47	35	\$0.29
11-May-2020		ACT/360	\$6,678,229.85	10	4.2500%	31-Jul-2014	31	\$24,440.47	4	\$0.03
CRCI Holdings Inc - Delayed Draw Term Loan										
10-Jul-2019		ACT/360	\$1,687,500.00	3	1.2500%	30-Jun-2014	91	\$5,332.03	35	\$0.06
CRCI Holdings Inc - Dollar Term Loan										
10-Jul-2019		ACT/360	\$5,783,437.50	7	5.0000%	12-Jun-2014	92	\$73,899.48	53	\$1.32
Deltek Inc - First Lien Term Loan										
10-Oct-2018	\$806.67									
10-Oct-2018		ACT/360	\$0.00	14	4.5000%	30-Jun-2014	91	\$1,588.14	35	\$0.02
10-Oct-2018		ACT/360	\$0.00	16	4.5000%	10-Jul-2014	91	\$27,672.05	25	\$0.23
10-Oct-2018		ACT/360	\$0.00	17	4.5000%	30-Jun-2014	81	\$77.02	35	\$0.00
10-Oct-2018		ACT/360	\$0.00	18	4.5000%	10-Jun-2014	29	\$529.38	55	\$0.01
10-Oct-2018		ACT/360	\$11,625.00	19	4.5000%	30-Jun-2014	28	\$40.69	35	\$0.00
10-Oct-2018		ACT/360	\$11,625.00	19	4.5000%	31-Jul-2014	31	\$45.05	4	\$0.00
10-Oct-2018		ACT/360	\$201,668.45	20	4.5000%	30-Jun-2014	28	\$705.84	35	\$0.01
10-Oct-2018		ACT/360	\$201,668.45	20	4.5000%	31-Jul-2014	31	\$781.47	4	\$0.00
10-Oct-2018		ACT/360	\$201,668.45	21	4.5000%	10-Jun-2014	8	\$201.67	55	\$0.00
10-Oct-2018		ACT/360	\$201,668.45	21	4.5000%	10-Jul-2014	30	\$756.26	25	\$0.01

Maturity	Interest Collected	Calc. Method	PAR	Contract	Current Interest Rate	Payment Date	No. of Days in Period	Scheduled Distribution	No. of Days Reinvested	Reinvestment Interest
10-Oct-2018		ACT/360	\$4,176,913.09	22	4.5000%	10-Jul-2014	38	\$19,840.34	25	\$0.17
Edmentum Inc - First Lien Term Loan										
17-May-2018		ACT/360	\$1,909,888.91	2	5.5000%	30-Jun-2014	91	\$26,552.76	35	\$0.31
First American Payment Systems - First Lien Term Loan										
12-Oct-2018	\$920.00									
12-Oct-2018		ACT/360	\$144,000.00	10	5.7500%	27-Jun-2014	52	\$1,196.00	38	\$0.02
12-Oct-2018		ACT/360	\$3,280,000.00	9	5.7500%	03-Jul-2014	94	\$49,245.56	32	\$0.53
First American Payment Systems - Second Lien Term Loan										
12-Apr-2019		ACT/360	\$5,600,000.00	5	10.7500%	03-Jul-2014	94	\$157,188.89	32	\$1.69
First Data Corp - 2018B New Term Loan										
24-Sep-2018	\$1,830.64									
24-Sep-2018		ACT/360	\$480,952.38	15	4.1500%	24-Jun-2014	28	\$1,552.41	41	\$0.02
24-Sep-2018		ACT/360	\$480,952.38	15	4.1500%	24-Jul-2014	30	\$1,663.29	11	\$0.01
First Data Corp - 2021 Extended USD Term Loan										
24-Mar-2021	\$34,449.53									
24-Mar-2021		ACT/360	\$9,050,721.38	5	4.1500%	24-Jun-2014	28	\$29,213.72	41	\$0.40
24-Mar-2021		ACT/360	\$9,050,721.38	5	4.1500%	24-Jul-2014	30	\$31,300.41	11	\$0.12
Generic Drug Holdings Inc - Term B-1 Loan										
17-Aug-2020		ACT/360	\$3,473,750.00	5	5.0000%	01-Jul-2014	91	\$43,904.34	34	\$0.50
GlobalLogic Holdings Inc - Term Loan										
31-May-2019	\$138,895.01									
31-May-2019		ACT/360	\$9,476,250.00	2	6.2500%	30-Jun-2014	28	\$46,065.10	35	\$0.54
31-May-2019		ACT/360	\$9,476,250.00	2	6.2500%	31-Jul-2014	31	\$51,000.65	4	\$0.07
Grede II LLC - Term Loan										
02-May-2018	\$8,513.51									
02-May-2018				47		30-Jun-2014	69	\$406.30	35	\$0.00
02-May-2018				51		23-Jun-2014	32	\$913.25	42	\$0.01
02-May-2018				52		23-Jun-2014	32	\$593.62	42	\$0.01
Healogics Inc - First Lien Term B Loan										
05-Feb-2019		ACT/360	\$8,333.33	12	5.2500%	30-Jun-2014	91	\$110.59	35	\$0.00
05-Feb-2019		ACT/360	\$3,291,666.66	13	5.2500%	30-Jun-2014	91	\$43,683.16	35	\$0.51
Healogics Inc - Second Lien Term Loan										
05-Feb-2020		ACT/360	\$4,000,000.00	7	9.2500%	30-Jun-2014	91	\$93,527.78	35	\$1.10
Help Systems Holdings Inc - First Lien Initial Term Loan										
28-Jun-2019		ACT/360	\$9,552,000.00	6	5.5000%	30-Jun-2014	91	\$132,799.33	35	\$1.56
Hoffmaster Group Inc - Retired - First Lien Term Loan										
03-Jan-2018	\$9,430.01									
iEnergizer Limited - Term Loan										
01-May-2019		ACT/360	\$7,400,000.00	6	7.2500%	30-Jun-2014	91	\$135,615.28	35	\$1.60
Integra Telecom Holdings Inc - Term B Loan										
22-Feb-2019		ACT/360	\$2,136,400.00	1	5.2500%	30-Jun-2014	91	\$28,351.81	35	\$0.33
22-Feb-2019		ACT/360	\$2,180,000.00	6	5.2500%	31-Jul-2014	92	\$29,248.33	4	\$0.04
Jackson Hewitt Inc - Senior Secured Term Loan										
16-Oct-2017		ACT/360	\$8,936,405.55	4	10.0000%	30-Jul-2014	91	\$225,892.47	5	\$0.38
JHCI Acquisition Inc - First Lien Term Loan										
11-Jul-2019	\$50,197.16									
11-Jul-2019		ACT/360	\$8,605,227.25	8	7.0000%	16-Jun-2014	32	\$53,543.64	49	\$0.88
11-Jul-2019		ACT/360	\$8,605,227.25	8	7.0000%	16-Jul-2014	30	\$50,197.16	19	\$0.32
Knowledge Universe Education LLC - Initial Term Loan										
18-Mar-2021	\$16,041.67									
18-Mar-2021		ACT/360	\$5,000,000.00	2	5.2500%	16-Jun-2014	31	\$22,604.17	49	\$0.37
18-Mar-2021		ACT/360	\$5,000,000.00	2	5.2500%	16-Jul-2014	30	\$21,875.00	19	\$0.14

Maturity	Interest Collected	Calc. Method	PAR	Contract	Current Interest Rate	Payment Date	No. of Days in Period	Scheduled Distribution	No. of Days Reinvested	Reinvestment Interest
Mercury Payment Systems LLC - Term Loan										
01-Jul-2017	\$4,490.90									
01-Jul-2017		ACT/360	\$979,831.93	12	5.5000%	13-Jun-2014	30	\$4,490.90	52	\$0.08
01-Jul-2017		ACT/360	\$979,831.93	12	5.5000%	14-Jul-2014	30	\$4,490.90	21	\$0.03
01-Jul-2017		ACT/360	\$5,042.02	9	5.5000%	13-Jun-2014	74	\$57.00	52	\$0.00
Merrill Communications LLC - Term Loan										
08-Mar-2018	\$54,839.79									
08-Mar-2018		ACT/360	\$11,444,824.88	14	5.7500%	30-Jun-2014	31	\$56,667.78	35	\$0.67
08-Mar-2018		ACT/360	\$11,444,824.88	14	5.7500%	31-Jul-2014	31	\$56,667.78	4	\$0.08
MModal Inc - Term B Loan										
16-Aug-2019	\$1,259.24									
NAB Holdings LLC - Term Loan										
21-May-2021		ACT/360	\$9,500,000.00	1	4.7500%	23-Jun-2014	25	\$31,336.81	42	\$0.44
21-May-2021		ACT/360	\$9,500,000.00	1	4.7500%	23-Jul-2014	30	\$37,604.17	12	\$0.15
NAB Holdings LLC - Term Loan Retired 05/21/2014										
24-Apr-2018	\$14,247.74									
24-Apr-2018				12		30-Jul-2014	91	\$11,064.20	5	\$0.02
New Breed Inc - Term Loan										
01-Oct-2019	\$73,879.89									
01-Oct-2019		ACT/360	\$937,677.20	26	6.0000%	30-Jun-2014	61	\$9,533.05	35	\$0.11
01-Oct-2019		ACT/360	\$4,925,325.93	27	6.0000%	28-Jul-2014	61	\$50,074.15	7	\$0.12
Otter Products LLC - Term Loan										
29-Apr-2019	\$113,355.67									
Packaging Coordinators Inc - First Lien Term Loan B										
11-May-2020		ACT/360	\$4,962,500.00	8	5.5000%	17-Jun-2014	92	\$69,750.69	48	\$1.13
Presidio Inc - Term Loan										
31-Mar-2017		ACT/360	\$3,456,250.00	2	5.0000%	30-Jun-2014	91	\$43,683.16	35	\$0.51
Renfro Corporation - Tranche B Term Loan										
30-Jan-2019	\$37,404.04									
30-Jan-2019		ACT/360	\$87,878.79	3	5.7500%	31-Jul-2014	92	\$1,291.33	4	\$0.00
SafeNet Inc - First Lien Initial Term Loan										
05-Mar-2020	\$42,090.28									
05-Mar-2020		ACT/360	\$9,500,000.00	3	5.5000%	09-Jun-2014	31	\$44,993.06	56	\$0.85
05-Mar-2020		ACT/360	\$9,500,000.00	3	5.5000%	09-Jul-2014	30	\$43,541.67	26	\$0.38
Serena Software Inc - Term Loan										
14-Apr-2020	\$27,708.33									
14-Apr-2020		ACT/360	\$9,500,000.00	2	7.5000%	16-Jun-2014	33	\$65,312.50	49	\$1.08
14-Apr-2020		ACT/360	\$9,500,000.00	2	7.5000%	16-Jul-2014	30	\$59,375.00	19	\$0.38
SESAC Holdco II LLC - First Lien Term Loan										
08-Feb-2019	\$31,951.11									
08-Feb-2019		ACT/360	\$8,216,000.00	22	5.0000%	06-Jun-2014	28	\$31,951.11	59	\$0.63
08-Feb-2019		ACT/360	\$8,216,000.00	22	5.0000%	07-Jul-2014	30	\$34,233.33	28	\$0.32
SourceHOV LLC - First Lien Term B Loan										
30-Apr-2018	\$20,842.50									
30-Apr-2018		ACT/360	\$4,764,000.00	11	5.2500%	30-Jun-2014	31	\$21,537.25	35	\$0.25
30-Apr-2018		ACT/360	\$4,764,000.00	11	5.2500%	31-Jul-2014	31	\$21,537.25	4	\$0.03
SourceHOV LLC - Second Lien Term Loan										
30-Apr-2019	\$14,583.33									
30-Apr-2019		ACT/360	\$2,000,000.00	14	8.7500%	30-Jun-2014	31	\$15,069.44	35	\$0.18
30-Apr-2019		ACT/360	\$2,000,000.00	14	8.7500%	31-Jul-2014	31	\$15,069.44	4	\$0.02
Sportsman's Warehouse Inc - First Out Term Loan										
20-Aug-2019	\$518.30									

Maturity	Interest Collected	Calc. Method	PAR	Contract	Current Interest Rate	Payment Date	No. of Days in Period	Scheduled Distribution	No. of Days Reinvested	Reinvestment Interest
20-Aug-2019		ACT/360	\$6,533,617.02	4	7.2500%	01-Aug-2014	91	\$119,737.61	3	\$0.12
STG-Fairway Acquisitions Inc - First Lien Term Loan										
28-Feb-2019	\$54,351.36									
28-Feb-2019		ACT/360	\$8,681.52	14	6.2500%	30-Jun-2014	31	\$46.72	35	\$0.00
28-Feb-2019		ACT/360	\$8,681.52	14	6.2500%	31-Jul-2014	31	\$46.72	4	\$0.00
Stratus Technologies Inc - Initial Term Loan										
28-Apr-2021		ACT/360	\$11,000,000.00	1	6.0000%	31-Jul-2014	85	\$155,833.33	4	\$0.21
SumTotal Systems LLC - Second Lien Term Loan										
16-May-2019	\$278,671.88									
Technimark LLC - Initial Term Loan										
17-Apr-2019				4		30-Jun-2014	91	\$34,228.33	35	\$0.40
TeleGuam Holdings LLC - Second Lien Term Loan										
10-Dec-2018	\$38,736.98									
10-Dec-2018		ACT/360	\$5,312,500.00	2	8.7500%	30-Jun-2014	31	\$40,028.21	35	\$0.47
10-Dec-2018		ACT/360	\$5,312,500.00	2	8.7500%	31-Jul-2014	31	\$40,028.21	4	\$0.05
Topps Company (The) - Term Loan										
02-Oct-2018		ACT/360	\$6,683,250.00	2	7.2500%	30-Jun-2014	91	\$122,479.84	35	\$1.44
Travel Leaders Group LLC - Tranche B Term Loan										
05-Dec-2018		ACT/360	\$9,480,000.00	1	7.0000%	30-Jun-2014	91	\$167,743.33	35	\$1.97
TravelCLICK Inc - First Lien Term B Loan										
16-Mar-2016	\$9,086.63									
UniTek Global Services Inc - New Incremental Term Loan										
16-Apr-2018	\$38,857.89									
16-Apr-2018		ACT/360	\$2,948,630.87	15	15.0000%	30-Jun-2014	31	\$38,086.48	35	\$0.45
16-Apr-2018		ACT/360	\$2,948,630.87	15	15.0000%	31-Jul-2014	31	\$38,086.48	4	\$0.05
UniTek Global Services Inc - New Incremental Term Loan PIK										
16-Apr-2018	\$3,502.09									
Vision Solutions Inc - First Lien Term Loan										
25-Jul-2016	\$18,024.00									
25-Jul-2016		ACT/360	\$3,604,800.36	9	6.0000%	30-Jun-2014	31	\$18,624.80	35	\$0.22
25-Jul-2016		ACT/360	\$3,604,800.36	9	6.0000%	31-Jul-2014	31	\$18,624.80	4	\$0.03
Vision Solutions Inc - Second Lien Term Loan										
24-Jul-2017	\$44,333.33									
24-Jul-2017		ACT/360	\$5,600,000.00	39	9.5000%	30-Jun-2014	31	\$45,811.11	35	\$0.54
24-Jul-2017		ACT/360	\$5,600,000.00	39	9.5000%	31-Jul-2014	31	\$45,811.11	4	\$0.06
Volume Holdings Inc - Term Loan										
31-Jan-2020		ACT/360	\$4,000,000.00	4	5.2500%	30-Jun-2014	89	\$51,916.67	35	\$0.61
Waupaca Foundry Inc - Tranche A-1 Loan										
29-Jun-2017	\$26,775.26									
29-Jun-2017				22		30-Jun-2014	91	\$4.89	35	\$0.00
29-Jun-2017		ACT/360	\$2,117,987.05	23	4.0000%	17-Jul-2014	91	\$21,415.20	18	\$0.13
29-Jun-2017		ACT/360	\$3,445,035.42	24	4.0000%	30-Jun-2014	63	\$24,115.25	35	\$0.28
Grand Total	\$1,236,860.50							\$3,937,513.68		\$34.84

Concentration Limitation: (i) Senior Secured Loans, Second Lien Loans, Cash and Eligible Investments

Report Summary

Collateral Principal Amount for Conc. Limits	Report Total	% of CPAD	Requirement	PASS
\$319,832,211.40	\$319,832,211.40	100.0%	>= 90.0%	

Description	Security ID	Asset Type	Security Level	Principal Balance
ABB Con-Cise Optical Group LLC - Term B-1 Loan	ABBCONCSE_TB1	Loan	Senior Secured	\$6,567,100.34
Aricent Technologies - First Lien Initial Term Loan	ARCNTTCHNL_TL	Loan	Senior Secured	\$9,000,000.00
Arsloane Acquisition LLC - First Lien Tranche B Term Loan	ARSLOANE_TRB	Loan	Senior Secured	\$9,552,000.00
Ascensus Inc - First Lien Initial Term Loan	ASCENSUS_FL	Loan	Senior Secured	\$9,473,750.00
ASP HHI Acquisition Co Inc - Additional Term Loan	ASPHHIACQ_RTL	Loan	Senior Secured	\$6,012,881.40
Attachmate Corporation - First Lien Term Loan	ATTCHMTE_FL	Loan	Senior Secured	\$5,089,179.91
Attachmate Corporation - Second Lien Term Loan	ATTCHMTECRP_SL	Loan	Second Lien	\$7,000,000.00
Compucom Systems Inc - Term Loan	COMPUCOMSY_TL	Loan	Senior Secured	\$6,678,229.85
CRCI Holdings Inc - Delayed Draw Term Loan	CRCHOLDG_DDTL	Loan	Senior Secured	\$1,687,500.00
CRCI Holdings Inc - Dollar Term Loan	CRCIHLDG_USTL	Loan	Senior Secured	\$5,783,437.50
Deltek Inc - First Lien Term Loan	DELTEKINC_FL	Loan	Senior Secured	\$4,591,875.00
Edmentum Inc - First Lien Term Loan	EDMENTUM_FLTL	Loan	Senior Secured	\$1,909,888.91
Eligible Principal Investments	Eligible Principal Investments	Eligible Principal Investments	Senior Secured	\$10,871,184.00
First American Payment Systems - First Lien Term Loan	1STAMRPYMT_FL	Loan	Senior Secured	\$3,424,000.00
First American Payment Systems - Second Lien Term Loan	1STAMRPYMT_SL	Loan	Second Lien	\$5,600,000.00
First Data Corp - 2018B New Term Loan	1STDAT_18BNTL	Loan	Senior Secured	\$480,952.38
First Data Corp - 2021 Extended USD Term Loan	FDATC_2021EXTL	Loan	Senior Secured	\$9,050,721.38
Generic Drug Holdings Inc - Term B-1 Loan	GNRCDRGH_TB1L	Loan	Senior Secured	\$3,473,750.00
GlobalLogic Holdings Inc - Term Loan	GLOBALLOGC_TL	Loan	Senior Secured	\$9,476,250.00
Healogics Inc - First Lien Term B Loan	HEALOGICS_FL	Loan	Senior Secured	\$3,300,000.00
Healogics Inc - Second Lien Term Loan	HEALOGICIN_SL	Loan	Second Lien	\$4,000,000.00
Help Systems Holdings Inc - First Lien Initial Term Loan	HELPSYS_TL	Loan	Senior Secured	\$9,552,000.00
iEnergizer Limited - Term Loan	IENERGZRLD_TL	Loan	Senior Secured	\$7,400,000.00
Integra Telecom Holdings Inc - Term B Loan	INTGTLCMH_TBL	Loan	Senior Secured	\$4,316,400.00
Jackson Hewitt Inc - Senior Secured Term Loan	JCKSNHWT_SSTL	Loan	Senior Secured	\$8,936,405.55
JHCI Acquisition Inc - First Lien Term Loan	JACOBSON_1TL	Loan	Senior Secured	\$8,605,227.34
Knowledge Universe Education LLC - Initial Term Loan	KNOWELEDGE_TLF	Loan	Senior Secured	\$5,000,000.00
Mercury Payment Systems LLC - Term Loan	MRCRYPYMT_TL	Loan	Senior Secured	\$984,873.95
Merrill Communications LLC - Term Loan	MERILCOM_TL	Loan	Senior Secured	\$11,444,824.88
NAB Holdings LLC - Term Loan	NABHLLC_FLTL	Loan	Senior Secured	\$9,500,000.00
New Breed Inc - Term Loan	NEWBREDINC_TL	Loan	Senior Secured	\$5,863,003.13
NexTag Inc - Term Loan	NEXTAGINC_TL	Loan	Senior Secured	\$1,214,825.90
Packaging Coordinators Inc - First Lien Term Loan B	PCKNGCOORD_FL	Loan	Senior Secured	\$4,962,500.00
Presidio Inc - Term Loan	PRESIDIOIN_TL	Loan	Senior Secured	\$3,456,250.00
Renfro Corporation - Tranche B Term Loan	RENFRO_TLB	Loan	Senior Secured	\$2,633,333.34
SafeNet Inc - First Lien Initial Term Loan	SAFENET_FL	Loan	Senior Secured	\$9,500,000.00
Serena Software Inc - Term Loan	SERENASFTW_TL	Loan	Senior Secured	\$9,500,000.00
SESAC Holdco II LLC - First Lien Term Loan	SESACHLDCO_FL	Loan	Senior Secured	\$8,216,000.00
SourceHOV LLC - First Lien Term B Loan	SOURCEHOV_FL	Loan	Senior Secured	\$4,764,000.00
SourceHOV LLC - Second Lien Term Loan	SRCEHOV_SL	Loan	Second Lien	\$2,000,000.00
Sportsman's Warehouse Inc - First Out Term Loan	SPRTSMNW_FOTL	Loan	Senior Secured	\$6,533,617.02
STG-Fairway Acquisitions Inc - First Lien Term Loan	FRSTADVCRP_FL	Loan	Senior Secured	\$3,440,261.95

Description	Security ID	Asset Type	Security Level	Principal Balance
Stratus Technologies Inc - Initial Term Loan	STRATSTCH_ITL	Loan	Senior Secured	\$11,000,000.00
SumTotal Systems LLC - Second Lien Term Loan	SUMTOTLSYS_SL	Loan	Second Lien	\$11,250,000.00
TeleGuam Holdings LLC - Second Lien Term Loan	TELEGUAMHD_SL	Loan	Second Lien	\$5,312,500.00
Topps Company (The) - Term Loan	TOPSCOMPNY_TL	Loan	Senior Secured	\$6,683,250.00
Travel Leaders Group LLC - Tranche B Term Loan	TRVLLEADR_TL	Loan	Senior Secured	\$9,480,000.00
UniTek Global Services Inc - New Incremental Term Loan	UNITKGLB_NITL	Loan	Senior Secured	\$2,948,630.87
Vision Solutions Inc - First Lien Term Loan	VISNSOLUT_TLB	Loan	Senior Secured	\$3,604,800.36
Vision Solutions Inc - Second Lien Term Loan	VISNSOLT_SLTL	Loan	Second Lien	\$5,600,000.00
Volume Holdings Inc - Term Loan	VOLMEHLDIN_TL	Loan	Senior Secured	\$4,000,000.00
Waupaca Foundry Inc - Tranche A-1 Loan	WAUPACFND_TA1	Loan	Senior Secured	\$9,106,806.42
Grand Total				\$319,832,211.40

Concentration Limitation: (ii) Second Lien Loans

Report Summary

Collateral Principal Amount for Conc. Limits	Report Total	% of CPAD	Requirement	PASS
\$319,832,211.40	\$40,762,500.00	12.7%	<= 15.0%	

Security	Security ID	Asset Type	Security Level	Principal Balance
Attachmate Corporation - Second Lien Term Loan	ATCHMTECRP_SL	Loan	Second Lien	\$7,000,000.00
First American Payment Systems - Second Lien Term Loan	1STAMRPYMT_SL	Loan	Second Lien	\$5,600,000.00
Healogics Inc - Second Lien Term Loan	HEALOGICIN_SL	Loan	Second Lien	\$4,000,000.00
SourceHOV LLC - Second Lien Term Loan	SRCEHOV_SL	Loan	Second Lien	\$2,000,000.00
SumTotal Systems LLC - Second Lien Term Loan	SUMTOTLSYS_SL	Loan	Second Lien	\$11,250,000.00
TeleGuam Holdings LLC - Second Lien Term Loan	TELEGUAMHD_SL	Loan	Second Lien	\$5,312,500.00
Vision Solutions Inc - Second Lien Term Loan	VISNSOLT_SLTL	Loan	Second Lien	\$5,600,000.00
Grand Total				\$40,762,500.00

Concentration Limitation: (iii) Bonds

Report Summary

Collateral Principal Amount for Conc. Limits	Report Total	% of CPAD	Requirement	
\$319,832,211.40	\$0.00	0.0%	<= 10.0%	PASS

No records matched the report criteria or there is no data available.

Concentration Limitation: (iv) Seventh highest Obligor

Report Summary	Collateral Principal Amount for Conc. Limits	Report Total	% of CPAD	Requirement	
	\$319,832,211.40	\$9,531,673.76	3.0%	<= 3.0%	PASS

Affiliated Issuer	Principal Balance
First Data Corp	\$9,531,673.76
Grand Total	\$9,531,673.76

Concentration Limitation: (iv) Fourth highest Obligor

Report Summary	Collateral Principal Amount for Conc. Limits	Report Total	% of CPAD	Requirement	
	\$319,832,211.40	\$11,000,000.00	3.4%	<= 3.5%	PASS

Affiliated Issuer	Principal Balance
Stratus Technologies Inc	\$11,000,000.00
Grand Total	\$11,000,000.00

Concentration Limitation: (iv) Highest Obligor

Report Summary

Collateral Principal Amount for Conc. Limits	Report Total	% of CPAD	Requirement	
\$319,832,211.40	\$12,089,179.91	3.8%	<= 4.0%	PASS

Affiliated Issuer

Attachmate Corporation

Principal Balance

\$12,089,179.91

Grand Total **\$12,089,179.91**

Concentration Limitation: (iv) Top Ten Obligor and Obligor Ratings at purchase

Top 10 Obligors	\$102,919,678.56
Collateral Principal Amount	\$319,832,211.40
Percent of Collateral Principal Amount:	32.1793%
Highest Obligor with Moody's DP Rating < B3 and S&P Rating < B- at purchase	\$2,948,630.87
Percent of Collateral Principal Amount:	0.9219%
Max threshold if Top Obligor > 33%	N/A
Result:	N/A

Security	Security ID	Principal Balance	Moody's DP Rating at Purchase	S&P Rating at Purchase	% Of CPA
ABB Con-Cise Optical Group LLC					
ABB Con-Cise Optical Group LLC - Term B-1 Loan	ABBCONCSE_TB1	\$6,567,100.34	B2	B	2.0533%
	ABB Con-Cise Optical Group LLC Subtotal	\$6,567,100.34			2.0533%
Aricent Technologies					
Aricent Technologies - First Lien Initial Term Loan	ARCNTTCHNL_TL	\$9,000,000.00	B2	B	2.8140%
	Aricent Technologies Subtotal	\$9,000,000.00			2.8140%
Arsloane Acquisition LLC					
Arsloane Acquisition LLC - First Lien Tranche B Term Loan	ARSLOANE_TRB	\$9,552,000.00	B2	B+	2.9866%
	Arsloane Acquisition LLC Subtotal	\$9,552,000.00			2.9866%
Ascensus Inc					
Ascensus Inc - First Lien Initial Term Loan	ASCENSUS_FL	\$9,473,750.00	B2	B	2.9621%
	Ascensus Inc Subtotal	\$9,473,750.00			2.9621%
ASP HHI Acquisition Co Inc					
ASP HHI Acquisition Co Inc - Additional Term Loan	ASPHHIACQ_RTL	\$6,012,881.40	B1	B+	1.8800%
	ASP HHI Acquisition Co Inc Subtotal	\$6,012,881.40			1.8800%
Attachmate Corporation					
Attachmate Corporation - First Lien Term Loan	ATTCHMTE_FL	\$5,089,179.91	B2	B	1.5912%
Attachmate Corporation - Second Lien Term Loan	ATCHMTECRP_SL	\$7,000,000.00	B2	BB-	2.1886%
	Attachmate Corporation Subtotal	\$12,089,179.91			3.7799%
Compucom Systems Inc					
Compucom Systems Inc - Term Loan	COMPUCOMSY_TL	\$6,678,229.85	B2	B	2.0880%
	Compucom Systems Inc Subtotal	\$6,678,229.85			2.0880%
CRCI Holdings Inc					
CRCI Holdings Inc - Delayed Draw Term Loan	CRCHOLDG_DDTEL	\$1,687,500.00	B3	***	0.5276%
CRCI Holdings Inc - Dollar Term Loan	CRCIHLDG_USTL	\$5,783,437.50	B3	***	1.8083%
	CRCI Holdings Inc Subtotal	\$7,470,937.50			2.3359%

Security	Security ID	Principal Balance	Moody's DP Rating at Purchase	S&P Rating at Purchase	% Of CPA
Deltek Inc					
Deltek Inc - First Lien Term Loan	DELTEKINC_FL	\$4,591,875.00	B3	B	1.4357%
		Deltek Inc Subtotal			1.4357%
Edmentum Inc					
Edmentum Inc - First Lien Term Loan	EDMENTUM_FLTL	\$1,909,888.91	B2	B	0.5972%
		Edmentum Inc Subtotal			0.5972%
First American Payment Systems					
First American Payment Systems - First Lien Term Loan	1STAMRPYMT_FL	\$3,424,000.00	B2	B	1.0706%
First American Payment Systems - Second Lien Term Loan	1STAMRPYMT_SL	\$5,600,000.00	Caa1	B	1.7509%
		First American Payment Systems Subtotal			2.8215%
First Data Corp					
First Data Corp - 2018B New Term Loan	1STDAT_18BNTL	\$480,952.38	B3	B	0.1504%
First Data Corp - 2021 Extended USD Term Loan	FDATC_2021EXTL	\$9,050,721.38	B3	B	2.8298%
		First Data Corp Subtotal			2.9802%
Generic Drug Holdings Inc					
Generic Drug Holdings Inc - Term B-1 Loan	GNRCDRGH_TB1L	\$3,473,750.00	B2	B	1.0861%
		Generic Drug Holdings Inc Subtotal			1.0861%
GlobalLogic Holdings Inc					
GlobalLogic Holdings Inc - Term Loan	GLOBALLOGC_TL	\$9,476,250.00	B3	B	2.9629%
		GlobalLogic Holdings Inc Subtotal			2.9629%
Healogics Inc					
Healogics Inc - First Lien Term B Loan	HEALOGICS_FL	\$3,300,000.00	B3	B-	1.0318%
Healogics Inc - Second Lien Term Loan	HEALOGICIN_SL	\$4,000,000.00	Caa2	B-	1.2507%
		Healogics Inc Subtotal			2.2824%
Help Systems Holdings Inc					
Help Systems Holdings Inc - First Lien Initial Term Loan	HELPSYS_TL	\$9,552,000.00	***	B	2.9866%
		Help Systems Holdings Inc Subtotal			2.9866%
iEnergizer Limited					
iEnergizer Limited - Term Loan	IENERGZRLD_TL	\$7,400,000.00	B2	B	2.3137%
		iEnergizer Limited Subtotal			2.3137%
Integra Telecom Holdings Inc					
Integra Telecom Holdings Inc - Term B Loan	INTGTLCMH_TBL	\$4,316,400.00	B3	B+	1.3496%
		Integra Telecom Holdings Inc Subtotal			1.3496%
Jackson Hewitt Inc					
Jackson Hewitt Inc - Senior Secured Term Loan	JCKSNHWT_SSTL	\$8,936,405.55	***	***	2.7941%
		Jackson Hewitt Inc Subtotal			2.7941%
JHCI Acquisition Inc					
JHCI Acquisition Inc - First Lien Term Loan	JACOBSON_1TL	\$8,605,227.34	B3	B-	2.6905%

	JHCI Acquisition Inc Subtotal	\$8,605,227.34			2.6905%
Knowledge Universe Education LLC					
Knowledge Universe Education LLC - Initial Term Loan	KNOWELEDGE_TLF	\$5,000,000.00	B3	B	1.5633%
	Knowledge Universe Education LLC Subtotal	\$5,000,000.00			1.5633%
Mercury Payment Systems LLC					
Mercury Payment Systems LLC - Term Loan	MRCRYPYMT_TL	\$984,873.95	B1	B+	0.3079%
	Mercury Payment Systems LLC Subtotal	\$984,873.95			0.3079%
Merrill Communications LLC					
Merrill Communications LLC - Term Loan	MERILCOM_TL	\$11,444,824.88	B3	B	3.5784%
	Merrill Communications LLC Subtotal	\$11,444,824.88			3.5784%
NAB Holdings LLC					
NAB Holdings LLC - Term Loan	NABHLLC_FLTL	\$9,500,000.00	B1	BB-	2.9703%
	NAB Holdings LLC Subtotal	\$9,500,000.00			2.9703%
New Breed Inc					
New Breed Inc - Term Loan	NEWBREDINC_TL	\$5,863,003.13	B2	B	1.8331%
	New Breed Inc Subtotal	\$5,863,003.13			1.8331%
NexTag Inc					
NexTag Inc - Term Loan	NEXTAGINC_TL	\$1,214,825.90	Caa2	CCC	0.3798%
	NexTag Inc Subtotal	\$1,214,825.90			0.3798%
Packaging Coordinators Inc					
Packaging Coordinators Inc - First Lien Term Loan B	PCKNGCOORD_FL	\$4,962,500.00	Caa1	***	1.5516%
	Packaging Coordinators Inc Subtotal	\$4,962,500.00			1.5516%
Presidio Inc					
Presidio Inc - Term Loan	PRESIDIOIN_TL	\$3,456,250.00	B1	B+	1.0806%
	Presidio Inc Subtotal	\$3,456,250.00			1.0806%
Renfro Corporation					
Renfro Corporation - Tranche B Term Loan	RENFRO_TLB	\$2,633,333.34	B2	B	0.8233%
	Renfro Corporation Subtotal	\$2,633,333.34			0.8233%
SafeNet Inc					
SafeNet Inc - First Lien Initial Term Loan	SAFENET_FL	\$9,500,000.00	B2	B	2.9703%
	SafeNet Inc Subtotal	\$9,500,000.00			2.9703%
Serena Software Inc					
Serena Software Inc - Term Loan	SERENASFTW_TL	\$9,500,000.00	B2	B	2.9703%
	Serena Software Inc Subtotal	\$9,500,000.00			2.9703%
SESAC Holdco II LLC					
SESAC Holdco II LLC - First Lien Term Loan	SESACHLDCO_FL	\$8,216,000.00	B2	B	2.5688%
	SESAC Holdco II LLC Subtotal	\$8,216,000.00			2.5688%
SourceHOV LLC					
SourceHOV LLC - First Lien Term B Loan	SOURCEHOV_FL	\$4,764,000.00	B2	B	1.4895%
SourceHOV LLC - Second Lien Term Loan	SRCEHOV_SL	\$2,000,000.00	Caa1	B	0.6253%

	SourceHOV LLC Subtotal	\$6,764,000.00			2.1149%
Sportsman's Warehouse Inc					
Sportsman's Warehouse Inc - First Out Term Loan	SPRTSMNW_FOTL	\$6,533,617.02	B2	B+	2.0428%
	Sportsman's Warehouse Inc Subtotal	\$6,533,617.02			2.0428%
STG-Fairway Acquisitions Inc					
STG-Fairway Acquisitions Inc - First Lien Term Loan	FRSTADVCRP_FL	\$3,440,261.95	***	B-	1.0756%
	STG-Fairway Acquisitions Inc Subtotal	\$3,440,261.95			1.0756%
Stratus Technologies Inc					
Stratus Technologies Inc - Initial Term Loan	STRATSTCH_ITL	\$11,000,000.00	B2	B+	3.4393%
	Stratus Technologies Inc Subtotal	\$11,000,000.00			3.4393%
SumTotal Systems LLC					
SumTotal Systems LLC - Second Lien Term Loan	SUMTOTLSYS_SL	\$11,250,000.00	Caa2	B	3.5175%
	SumTotal Systems LLC Subtotal	\$11,250,000.00			3.5175%
TeleGuam Holdings LLC					
TeleGuam Holdings LLC - Second Lien Term Loan	TELEGUAMHD_SL	\$5,312,500.00	***	B	1.6610%
	TeleGuam Holdings LLC Subtotal	\$5,312,500.00			1.6610%
Topps Company (The)					
Topps Company (The) - Term Loan	TOPSCOMPNY_TL	\$6,683,250.00	B2	B	2.0896%
	Topps Company (The) Subtotal	\$6,683,250.00			2.0896%
Travel Leaders Group LLC					
Travel Leaders Group LLC - Tranche B Term Loan	TRVLLEADR_TL	\$9,480,000.00	B2	B+	2.9641%
	Travel Leaders Group LLC Subtotal	\$9,480,000.00			2.9641%
UniTek Global Services Inc					
UniTek Global Services Inc - New Incremental Term Loan	UNITKGLB_NITL	\$2,948,630.87	Caa2	CCC+	0.9219%
	UniTek Global Services Inc Subtotal	\$2,948,630.87			0.9219%
Vision Solutions Inc					
Vision Solutions Inc - First Lien Term Loan	VISNSOLUT_TLB	\$3,604,800.36	B2	B+	1.1271%
Vision Solutions Inc - Second Lien Term Loan	VISNSOLT_SLTL	\$5,600,000.00	B2	B+	1.7509%
	Vision Solutions Inc Subtotal	\$9,204,800.36			2.8780%
Volume Holdings Inc					
Volume Holdings Inc - Term Loan	VOLMEHLDIN_TL	\$4,000,000.00	Caa1	B	1.2507%
	Volume Holdings Inc Subtotal	\$4,000,000.00			1.2507%
Waupaca Foundry Inc					
Waupaca Foundry Inc - Tranche A-1 Loan	WAUPACFND_TA1	\$9,106,806.42	B1	B+	2.8474%
	Waupaca Foundry Inc Subtotal	\$9,106,806.42			2.8474%
	Grand Total	\$308,961,027.40			96.6010%

Concentration Limitation: (v) Highest Obligor having Moody's Rating based on credit estimates and/or private ratings, per clause (a)

Report Summary

Collateral Principal Amount for Conc. Limits	Report Total	% of CPAD	Requirement	PASS
\$319,832,211.40	\$9,552,000.00	3.0%	<= 3.0%	

Affiliated Issuer

Help Systems Holdings Inc

Principal Balance

\$9,552,000.00

Grand Total \$9,552,000.00

Concentration Limitation: (vi) Moody's Default Probability Rating of "Caa1" or below (other than a Defaulted Obligation)

Report Summary

Collateral Principal Amount for Conc. Limits	Report Total	% of CPAD	Requirement	PASS
\$319,832,211.40	\$47,775,298.37	14.9%	<= 20.0%	

Security	Security ID	Asset Type	Moody's DP Rating	Principal Balance
First American Payment Systems - Second Lien Term Loan	1STAMRPYMT_SL	Loan	Caa1	\$5,600,000.00
Healogics Inc - Second Lien Term Loan	HEALOGICIN_SL	Loan	Caa2	\$4,000,000.00
Jackson Hewitt Inc - Senior Secured Term Loan	JCKSNHWT_SSTL	Loan	***	\$8,936,405.55
SourceHOV LLC - Second Lien Term Loan	SRCEHOV_SL	Loan	Caa1	\$2,000,000.00
STG-Fairway Acquisitions Inc - First Lien Term Loan	FRSTADVCRP_FL	Loan	***	\$3,440,261.95
SumTotal Systems LLC - Second Lien Term Loan	SUMTOTLSYS_SL	Loan	Caa1	\$11,250,000.00
UniTek Global Services Inc - New Incremental Term Loan	UNITKGLB_NITL	Loan	Caa2	\$2,948,630.87
Vision Solutions Inc - Second Lien Term Loan	VISNSOLT_SLTL	Loan	Caa1	\$5,600,000.00
Volume Holdings Inc - Term Loan	VOLMEHLDIN_TL	Loan	Caa1	\$4,000,000.00
Grand Total				\$47,775,298.37

Concentration Limitation: (vii) S&P Rating of "CCC+" or below (other than a Defaulted Obligation)

Report Summary

Collateral Principal Amount for Conc. Limits	Report Total	% of CPAD	Requirement	
\$319,832,211.40	\$2,948,630.87	0.9%	<= 12.5%	PASS

Security	Security ID	Asset Type	S&P Rating		Principal Balance
UniTek Global Services Inc - New Incremental Term Loan	UNITKGLB_NITL	Loan	CCC+		\$2,948,630.87
				Grand Total	\$2,948,630.87

Concentration Limitation: (viii) Fixed Rate Obligations

Report Summary

Collateral Principal Amount for Conc. Limits	Report Total	% of CPAD	Requirement	
\$319,832,211.40	\$0.00	0.0%	<= 5.0%	PASS

No records matched the report criteria or there is no data available.

Concentration Limitation: (ix) Unsecured Loans or Subordinate Loans

Report Summary

Collateral Principal Amount for Conc. Limits	Report Total	% of CPAD	Requirement	
\$319,832,211.40	\$0.00	0.0%	<= 5.0%	PASS

No records matched the report criteria or there is no data available.

Concentration Limitation: (x) Collateral Obligations that have a portion that may be convertible into or exchangeable for an Equity Security

Report Summary

Collateral Principal Amount for Conc. Limits	Report Total	% of CPAD	Requirement	
\$319,832,211.40	\$0.00	0.0%	<= 10.0%	PASS

No records matched the report criteria or there is no data available.

Concentration Limitation: (xi) DIP Collateral Obligations

Report Summary

Collateral Principal Amount for Conc. Limits	Report Total	% of CPAD	Requirement	
\$319,832,211.40	\$0.00	0.0%	<= 5.0%	PASS

No records matched the report criteria or there is no data available.

Concentration Limitation: (xii) Delayed Drawdown Collateral Obligations or Revolving Collateral Obligations

Report Summary	Collateral Principal Amount for Conc. Limits	Report Total	% of CPAD	Requirement	
	\$319,832,211.40	\$1,687,500.00	0.5%	<= 10.0%	PASS

Security	Security ID	Asset Type	Par Amount	Outstanding	PrincipalBalance
Delayed Draw Security					
CRCI Holdings Inc - Delayed Draw Term Loan	CRCHOLDG_DDTL	Loan	\$1,687,500.00	\$0.00	\$1,687,500.00
				Delayed Draw Security Subtotal	\$1,687,500.00
				Grand Total	\$1,687,500.00

Concentration Limitation: (xii) Revolving Collateral Obligations

Report Summary

Collateral Principal Amount for Conc. Limits	Report Total	% of CPAD	Requirement	
\$319,832,211.40	\$0.00	0.0%	<= 3.0%	PASS

No records matched the report criteria or there is no data available.

Concentration Limitation: (xiii) Participation Interests

Report Summary	Collateral Principal Amount for Conc. Limits	Report Total	% of CPAD	Requirement	
	\$319,832,211.40	\$0.00	0.0%	<= 20.0%	PASS

No records matched the report criteria or there is no data available.

Concentration Limitation: (xiv) Third Party Credit Exposure

Report Summary

Collateral Principal Amount for Conc. Limits	Report Total	% of CPAD	Requirement	
\$319,832,211.40	\$0.00	0.0%	<= 20.0%	PASS

No records matched the report criteria or there is no data available.

Concentration Limitation: (xiv) Third Party Credit Exposure - Aggregate Limit (S&P: A)

Report Summary

Collateral Principal Amount for Conc. Limits	Report Total	% of CPAD	Requirement	
\$319,832,211.40	\$0.00	0.0%	<= 5.0%	PASS

No records matched the report criteria or there is no data available.

Concentration Limitation: (xiv) Third Party Credit Exposure - Aggregate Limit (S&P: A+)

Report Summary

Collateral Principal Amount for Conc. Limits	Report Total	% of CPAD	Requirement	
\$319,832,211.40	\$0.00	0.0%	<= 5.0%	PASS

No records matched the report criteria or there is no data available.

Concentration Limitation: (xiv) Third Party Credit Exposure - Aggregate Limit (S&P: AA)

Report Summary

Collateral Principal Amount for Conc. Limits	Report Total	% of CPAD	Requirement	
\$319,832,211.40	\$0.00	0.0%	<= 10.0%	PASS

No records matched the report criteria or there is no data available.

Concentration Limitation: (xiv) Third Party Credit Exposure - Aggregate Limit (S&P: AA-)

Report Summary	Collateral Principal Amount for Conc. Limits	Report Total	% of CPAD	Requirement	
	\$319,832,211.40	\$0.00	0.0%	<= 10.0%	PASS

No records matched the report criteria or there is no data available.

Concentration Limitation: (xiv) Third Party Credit Exposure - Aggregate Limit (S&P: AA+)

Report Summary	Collateral Principal Amount for Conc. Limits	Report Total	% of CPAD	Requirement	
	\$319,832,211.40	\$0.00	0.0%	<= 10.0%	PASS

No records matched the report criteria or there is no data available.

Concentration Limitation: (xiv) Third Party Credit Exposure - Aggregate Limit (S&P: AAA)

Report Summary	Collateral Principal Amount for Conc. Limits	Report Total	% of CPAD	Requirement	
	\$319,832,211.40	\$0.00	0.0%	<= 20.0%	PASS

No records matched the report criteria or there is no data available.

Concentration Limitation: (xiv) Third Party Credit Exposure - Individual Limit (S&P: A)

Report Summary

Collateral Principal Amount for Conc. Limits	Report Total	% of CPAD	Requirement	
\$319,832,211.40	\$0.00	0.0%	<= 5.0%	PASS

No records matched the report criteria or there is no data available.

Concentration Limitation: (xiv) Third Party Credit Exposure - Individual Limit (S&P: A+)

Report Summary	Collateral Principal Amount for Conc. Limits	Report Total	% of CPAD	Requirement	
	\$319,832,211.40	\$0.00	0.0%	<= 5.0%	PASS

No records matched the report criteria or there is no data available.

Concentration Limitation: (xiv) Third Party Credit Exposure - Individual Limit (S&P: AA)

Report Summary	Collateral Principal Amount for Conc. Limits	Report Total	% of CPAD	Requirement	
	\$319,832,211.40	\$0.00	0.0%	<= 10.0%	PASS

No records matched the report criteria or there is no data available.

Concentration Limitation: (xiv) Third Party Credit Exposure - Individual Limit (S&P: AA-)

Report Summary

Collateral Principal Amount for Conc. Limits	Report Total	% of CPAD	Requirement	
\$319,832,211.40	\$0.00	0.0%	<= 10.0%	PASS

No records matched the report criteria or there is no data available.

Concentration Limitation: (xiv) Third Party Credit Exposure - Individual Limit (S&P: AA+)

Report Summary	Collateral Principal Amount for Conc. Limits	Report Total	% of CPAD	Requirement	
	\$319,832,211.40	\$0.00	0.0%	<= 10.0%	PASS

No records matched the report criteria or there is no data available.

Concentration Limitation: (xiv) Third Party Credit Exposure - Individual Limit (S&P: AAA)

Report Summary	Collateral Principal Amount for Conc. Limits	Report Total	% of CPAD	Requirement	
	\$319,832,211.40	\$0.00	0.0%	<= 20.0%	PASS

No records matched the report criteria or there is no data available.

Concentration Limitation: (xv) S&P Rating Derived from a Moody's Rating per Clause (iii)(a)

Report Summary

Collateral Principal Amount for Conc. Limits	Report Total	% of CPAD	Requirement	
\$319,832,211.40	\$0.00	0.0%	<= 10.0%	PASS

No records matched the report criteria or there is no data available.

Concentration Limitation: (xvi) S&P Rating based on credit estimates per Clause (iii)(b)

Report Summary

Collateral Principal Amount for Conc. Limits	Report Total	% of CPAD	Requirement	
\$319,832,211.40	\$21,745,937.50	6.8%	<= 20.0%	PASS

Description	Security ID	Asset Type	S&P Rating	Rating Type	Principal Balance
CRCI Holdings Inc - Delayed Draw Term Loan	CRCHOLDG_DDTL	Loan	***	Per Clause (iii)(b)	\$1,687,500.00
CRCI Holdings Inc - Dollar Term Loan	CRCIHLDG_USTL	Loan	***	Per Clause (iii)(b)	\$5,783,437.50
Packaging Coordinators Inc - First Lien Term Loan B	PCKNGCOORD_FL	Loan	***	Per Clause (iii)(b)	\$4,962,500.00
TeleGuam Holdings LLC - Second Lien Term Loan	TELEGUAMHD_SL	Loan	B	Per Clause (iii)(b)	\$5,312,500.00
Volume Holdings Inc - Term Loan	VOLMEHLDIN_TL	Loan	B	Per Clause (iii)(b)	\$4,000,000.00
Grand Total					\$21,745,937.50

Concentration Limitation: (xvii) Moody's Rating Per Clauses (e)(i)(A) or (e)(i)(B)

Report Summary	Collateral Principal	Report Total	% of CPAD	Requirement	
	Amount for Conc. Limits				
	\$319,832,211.40	\$0.00	0.0%	<= 10.0%	PASS

No records matched the report criteria or there is no data available.

Concentration Limitation: (xviii) Domiciled outside the United States

Report Summary	Collateral Principal Amount for Conc. Limits	Report Total	% of CPAD	Requirement	
	\$319,832,211.40	\$7,400,000.00	2.3%	<= 5.0%	PASS

Security	Security ID	Asset Type	Country of Operation	Principal Balance
iEnergizer Limited - Term Loan	IENERGZRLD_TL	Loan	United Kingdom	\$7,400,000.00
Grand Total				\$7,400,000.00

Concentration Limitation: (xix) Domiciled in all Tax Jurisdictions in the aggregate

Report Summary

Collateral Principal Amount for Conc. Limits	Report Total	% of CPAD	Requirement	
\$319,832,211.40	\$0.00	0.0%	<= 2.5%	PASS

No records matched the report criteria or there is no data available.

Concentration Limitation: (xx) Fourth highest S&P Industry Classification

Report Summary

Collateral Principal Amount for Conc. Limits	Report Total	% of CPAD	Requirement	
\$319,832,211.40	\$32,396,824.88	10.1%	<= 15.0%	PASS

Industry	Principal Balance
Publishing	\$32,396,824.88
Grand Total	\$32,396,824.88

Concentration Limitation: (xx)(x) Highest S&P Industry Classification

Report Summary

Collateral Principal Amount for Conc. Limits	Report Total	% of CPAD	Requirement	
\$319,832,211.40	\$60,845,980.27	19.0%	<= 20.0%	PASS

Industry	Principal Balance
Electronics/electrical	\$60,845,980.27
Grand Total	\$60,845,980.27

Concentration Limitation: (xx)(y) Third highest S&P Industry Classification

Report Summary

Collateral Principal Amount for Conc. Limits	Report Total	% of CPAD	Requirement	
\$319,832,211.40	\$38,514,297.71	12.0%	<= 17.5%	PASS

Industry	Principal Balance
Financial intermediaries	\$38,514,297.71
	Grand Total \$38,514,297.71

Concentration Limitation: (xxi) Fourth highest Moody's Industry Classification

Report Summary	Collateral Principal Amount for Conc. Limits	Report Total	% of CPAD	Requirement	
	\$319,832,211.40	\$32,396,824.88	10.1%	<= 15.0%	PASS

Industry	Principal Balance
Media: Advertising, Printing & Publishing	\$32,396,824.88
Grand Total	\$32,396,824.88

Concentration Limitation: (xix)(x) Highest Moody's Industry Classification

Report Summary

Collateral Principal Amount for Conc. Limits	Report Total	% of CPAD	Requirement	PASS
\$319,832,211.40	\$60,845,980.27	19.0%	<= 20.0%	

Industry	Principal Balance
High Tech Industries	\$60,845,980.27
Grand Total	\$60,845,980.27

Concentration Limitation: (xix)(y) Third highest Moody's Industry Classification

Report Summary

Collateral Principal Amount for Conc. Limits	Report Total	% of CPAD	Requirement	
\$319,832,211.40	\$38,514,297.71	12.0%	<= 17.5%	PASS

Industry	Principal Balance
Banking, Finance, Insurance & Real Estate	\$38,514,297.71
Grand Total	\$38,514,297.71

Concentration Limitation: (xxii) Collateral Obligations that pay interest at least annually, but less frequently than quarterly

Report Summary	Collateral Principal Amount for Conc. Limits	Report Total	% of CPAD	Requirement	
	\$319,832,211.40	\$0.00	0.0%	<= 10.0%	PASS

No records matched the report criteria or there is no data available.

Concentration Limitation: (xxiii) Cov-Lite Loans

Report Summary

Collateral Principal Amount for Conc. Limits	Report Total	% of CPAD	Requirement	
\$319,832,211.40	\$27,140,470.27	8.5%	<= 10.0%	PASS

Security	Security ID	Asset Type	Cov-Lite	Principal Balance
ABB Con-Cise Optical Group LLC - Term B-1 Loan	ABBCONCSE_TB1	Loan	Yes	\$6,567,100.34
Compucom Systems Inc - Term Loan	COMPUCOMSY_TL	Loan	Yes	\$6,678,229.85
Deltek Inc - First Lien Term Loan	DELTEKINC_FL	Loan	Yes	\$4,591,875.00
New Breed Inc - Term Loan	NEWBREDINC_TL	Loan	Yes	\$5,863,003.13
STG-Fairway Acquisitions Inc - First Lien Term Loan	FRSTADVCRP_FL	Loan	Yes	\$3,440,261.95
Grand Total				\$27,140,470.27

Concentration Limitation: (xxiv) Long Dated Obligations

Report Summary	Collateral Principal Amount for Conc. Limits	Report Total	% of CPAD	Requirement	
	\$319,832,211.40	\$0.00	0.0%	<= 0.0%	PASS

No records matched the report criteria or there is no data available.

Concentration Limitation: (xxv) Middle Market Loans

Report Summary

Collateral Principal Amount for Conc. Limits	Report Total	% of CPAD	Requirement	
\$319,832,211.40	\$0.00	0.0%	<= 25.0%	PASS

No records matched the report criteria or there is no data available.

Concentration Limitation: (xxvi) Collateral Obligations with indicative pricing from one or more Approved Third Party Pricing Services

Report Summary

Aggregate Principal Balance for Conc. Limits	Report Total	% of APBC	Requirement	PASS
\$308,961,027.40	\$308,961,027.40	100.0%	>= 90.0%	

Security	Security ID	Asset Type	Pricing from Approved Third Party Pricing Service	Principal Balance
ABB Con-Cise Optical Group LLC - Term B-1 Loan	ABBCONCSE_TB1	Loan	Yes	\$6,567,100.34
Arcent Technologies - First Lien Initial Term Loan	ARCNTTCHNL_TL	Loan	Yes	\$9,000,000.00
Arsloane Acquisition LLC - First Lien Tranche B Term Loan	ARSLOANE_TRB	Loan	Yes	\$9,552,000.00
Ascensus Inc - First Lien Initial Term Loan	ASCENSUS_FL	Loan	Yes	\$9,473,750.00
ASP HHI Acquisition Co Inc - Additional Term Loan	ASPHHIACQ_RTL	Loan	Yes	\$6,012,881.40
Attachmate Corporation - First Lien Term Loan	ATTCHMTE_FL	Loan	Yes	\$5,089,179.91
Attachmate Corporation - Second Lien Term Loan	ATCHMTECRP_SL	Loan	Yes	\$7,000,000.00
Compucom Systems Inc - Term Loan	COMPUCOMSY_TL	Loan	Yes	\$6,678,229.85
CRCI Holdings Inc - Delayed Draw Term Loan	CRCHOLDG_DDTL	Loan	Yes	\$1,687,500.00
CRCI Holdings Inc - Dollar Term Loan	CRCIHLDG_USTL	Loan	Yes	\$5,783,437.50
Deltek Inc - First Lien Term Loan	DELTEKINC_FL	Loan	Yes	\$4,591,875.00
Edmentum Inc - First Lien Term Loan	EDMENTUM_FLTL	Loan	Yes	\$1,909,888.91
First American Payment Systems - First Lien Term Loan	1STAMPYMT_FL	Loan	Yes	\$3,424,000.00
First American Payment Systems - Second Lien Term Loan	1STAMPYMT_SL	Loan	Yes	\$5,600,000.00
First Data Corp - 2018B New Term Loan	1STDAT_18BNTL	Loan	Yes	\$480,952.38
First Data Corp - 2021 Extended USD Term Loan	FDATC_2021EXTL	Loan	Yes	\$9,050,721.38
Generic Drug Holdings Inc - Term B-1 Loan	GNRCDRGH_TB1L	Loan	Yes	\$3,473,750.00
GlobalLogic Holdings Inc - Term Loan	GLOBALLOGC_TL	Loan	Yes	\$9,476,250.00
Healogics Inc - First Lien Term B Loan	HEALOGICS_FL	Loan	Yes	\$3,300,000.00
Healogics Inc - Second Lien Term Loan	HEALOGICIN_SL	Loan	Yes	\$4,000,000.00
Help Systems Holdings Inc - First Lien Initial Term Loan	HELPSYS_TL	Loan	Yes	\$9,552,000.00
iEnergizer Limited - Term Loan	IENERGZRLD_TL	Loan	Yes	\$7,400,000.00
Integra Telecom Holdings Inc - Term B Loan	INTGTLCMH_TBL	Loan	Yes	\$4,316,400.00
Jackson Hewitt Inc - Senior Secured Term Loan	JCKSNHWT_SSTL	Loan	Yes	\$8,936,405.55
JHCI Acquisition Inc - First Lien Term Loan	JACOBSON_1TL	Loan	Yes	\$8,605,227.34
Knowledge Universe Education LLC - Initial Term Loan	KNOWLEDGE_TLF	Loan	Yes	\$5,000,000.00
Mercury Payment Systems LLC - Term Loan	MRCRYPYMT_TL	Loan	Yes	\$984,873.95
Merrill Communications LLC - Term Loan	MERILCOM_TL	Loan	Yes	\$11,444,824.88
NAB Holdings LLC - Term Loan	NABHLLC_FLTL	Loan	Yes	\$9,500,000.00
New Breed Inc - Term Loan	NEWBREDINC_TL	Loan	Yes	\$5,863,003.13
NexTag Inc - Term Loan	NEXTAGINC_TL	Loan	Yes	\$1,214,825.90
Packaging Coordinators Inc - First Lien Term Loan B	PCKNGCOORD_FL	Loan	Yes	\$4,962,500.00
Presidio Inc - Term Loan	PRESIDIOIN_TL	Loan	Yes	\$3,456,250.00
Renfro Corporation - Tranche B Term Loan	RENFRO_TLB	Loan	Yes	\$2,633,333.34
SafeNet Inc - First Lien Initial Term Loan	SAFENET_FL	Loan	Yes	\$9,500,000.00

Security	Security ID	Asset Type	Pricing from Approved Third Party Pricing Service	Principal Balance
Serena Software Inc - Term Loan	SERENASFTW_TL	Loan	Yes	\$9,500,000.00
SESAC Holdco II LLC - First Lien Term Loan	SESACHLDCO_FL	Loan	Yes	\$8,216,000.00
SourceHOV LLC - First Lien Term B Loan	SOURCEHOV_FL	Loan	Yes	\$4,764,000.00
SourceHOV LLC - Second Lien Term Loan	SRCEHOV_SL	Loan	Yes	\$2,000,000.00
Sportsman's Warehouse Inc - First Out Term Loan	SPRTSMNW_FOTL	Loan	Yes	\$6,533,617.02
STG-Fairway Acquisitions Inc - First Lien Term Loan	FRSTADVCRP_FL	Loan	Yes	\$3,440,261.95
Stratus Technologies Inc - Initial Term Loan	STRATSTCH_ITL	Loan	Yes	\$11,000,000.00
SumTotal Systems LLC - Second Lien Term Loan	SUMTOTLSYS_SL	Loan	Yes	\$11,250,000.00
TeleGuam Holdings LLC - Second Lien Term Loan	TELEGUAMHD_SL	Loan	Yes	\$5,312,500.00
Topps Company (The) - Term Loan	TOPSCOMPNY_TL	Loan	Yes	\$6,683,250.00
Travel Leaders Group LLC - Tranche B Term Loan	TRVLLEADR_TL	Loan	Yes	\$9,480,000.00
UniTek Global Services Inc - New Incremental Term Loan	UNITKGLB_NITL	Loan	Yes	\$2,948,630.87
Vision Solutions Inc - First Lien Term Loan	VISNSOLUT_TLB	Loan	Yes	\$3,604,800.36
Vision Solutions Inc - Second Lien Term Loan	VISNSOLT_SLTL	Loan	Yes	\$5,600,000.00
Volume Holdings Inc - Term Loan	VOLMEHLDIR_TL	Loan	Yes	\$4,000,000.00
Waupaca Foundry Inc - Tranche A-1 Loan	WAUPACFND_TA1	Loan	Yes	\$9,106,806.42
Grand Total				\$308,961,027.40

Portfolio Assets: Highest Haircut Amount for OC Test

Security	Principal Balance	Defaulted	Discount	CCC/Caa	Highest Value	Haircut Type
NexTag Inc - Term Loan	\$4,859,303.62	\$3,644,477.71	\$0.00	\$0.00	\$3,644,477.71	
Grand Total	\$4,859,303.62	\$3,644,477.71	\$0.00	\$0.00	\$3,644,477.71	

Portfolio Assets: Defaulted Obligation Detail

Security	Security ID	Asset Type	Default Date	Principal Balance	Market Value	Moody's Recovery Amount	S&P Recovery Amount	Defaulted Obligation Balance	Haircut
NexTag Inc - Term Loan	NEXTAGINC_TL	Loan	04-Feb-2014	\$4,859,303.62	\$1,214,825.90	\$2,186,686.63	\$1,457,791.08	\$1,214,825.90	\$3,644,477.71
Grand Total				\$4,859,303.62		\$2,186,686.63	\$1,457,791.08	\$1,214,825.90	\$3,644,477.71

Portfolio Assets: Excess CCC/Caa Adjustment Amount

Collateral Principal Amount (excluding Defaults)	\$318,617,385.50
Aggregate Principal Balance of CCC/Caa Collateral Obligations (x)	\$47,775,298.37
20% of Collateral Principal Amount (excluding Defaults)	\$63,723,477.10
16.5 % of Collateral Principal Amount (excluding Defaults)	\$52,571,868.61
Total CCC Excess over 16.5% of Collateral Principal Amount (excluding Defaults)	\$0.00
Total Caa Excess over 20.0% of Collateral Principal Amount (excluding Defaults)	\$0.00
CCC/Caa Excess	\$0.00
Aggregate Market Value of CCC/Caa Obligations (y)	\$47,738,042.17
(x) Divided by (y)	100.0%
Excess CCC/Caa Adjustment Amount (1-(x) Divided by (y) * APB of Excess))	\$0.00

Security	Security ID	Moody DP Rating	S&P Rating	PrincipalBalance	Excess Amount	Market Price	Market Value	AMV/APB	Excess * AMV/ABP	Excess CCC/Caa Adjustment Amount
Healogics Inc - Second Lien Term Loan	HEALOGICIN_SL	Caa2	B-	\$4,000,000.00	\$0.00	101.9170%	\$4,076,680.00	99.9000%	\$0.00	\$0.00
SourceHOV LLC - Second Lien Term Loan	SRCEHOV_SL	Caa1	B	\$2,000,000.00	\$0.00	101.0000%	\$2,020,000.00	99.9000%	\$0.00	\$0.00
First American Payment Systems - Second Lien Term Loan	1STAMPYMT_SL	Caa1	B	\$5,600,000.00	\$0.00	100.7500%	\$5,642,000.00	99.9000%	\$0.00	\$0.00
Vision Solutions Inc - Second Lien Term Loan	VISNSOLT_SLTL	Caa1	B+	\$5,600,000.00	\$0.00	100.0000%	\$5,600,000.00	99.9000%	\$0.00	\$0.00
UniTek Global Services Inc - New Incremental Term Loan	UNITKGLB_NITL	Caa2	CCC+	\$2,948,630.87	\$0.00	100.0000%	\$2,948,630.87	99.9000%	\$0.00	\$0.00
UniTek Global Services Inc - New Incremental Term Loan PIK	UTKGSI_NITLPK	Caa2	CCC+	\$0.00	\$0.00	100.0000%	\$0.00	99.9000%	\$0.00	\$0.00
STG-Fairway Acquisitions Inc - First Lien Term Loan	FRSTADVCRP_FL	***	B-	\$3,440,261.95	\$0.00	99.7500%	\$3,431,661.30	99.9000%	\$0.00	\$0.00
SumTotal Systems LLC - Second Lien Term Loan	SUMTOTLSYS_SL	Caa1	B	\$11,250,000.00	\$0.00	99.3750%	\$11,179,687.50	99.9000%	\$0.00	\$0.00
Jackson Hewitt Inc - Senior Secured Term Loan	JCKSNHWT_SSTL	***	***	\$8,936,405.55	\$0.00	99.2500%	\$8,869,382.51	99.9000%	\$0.00	\$0.00
Volume Holdings Inc - Term Loan	VOLMEHLDIN_TL	Caa1	B	\$4,000,000.00	\$0.00	99.2500%	\$3,970,000.00	99.9000%	\$0.00	\$0.00
Grand Total				\$47,775,298.37	\$0.00		\$47,738,042.17		\$0.00	\$0.00

Portfolio Assets: Discounted Obligations Trade Level

No records matched the report criteria or there is no data available.

Portfolio Assets: Discounted Obligations (z) Purchased at less than 75% per clause (y)

Report Summary

Collateral Principal Amount	Report Total	% of CPA	Requirement	PASS
\$323,476,689.11	\$0.00	0.00%	<= 2.50%	

No records matched the report criteria or there is no data available.

Portfolio Assets: Discounted Obligations (z) Purchased per clause (y)

Report Summary

Collateral Principal
Amount

\$323,476,689.11

Report Total

\$0.00

% of CPA

0.00%

Requirement

<= 5.00%

PASS

No records matched the report criteria or there is no data available.

Portfolio Assets: Discounted Obligations (z) Purchased per clause (y) since Closing Date

Report Summary	Target Initial Par Amount	Report Total	% of TIPA	Requirement	
	\$160,000,000.00	\$0.00	0.00%	<= 10.00%	PASS

No records matched the report criteria or there is no data available.

Portfolio Assets: Rating Information

Security	Security ID	Principal Balance	Defaulted Obligation	Moody's Rating	Moody's DP Rating	Moody's Rating Type	S&P Rating	S&P Rating Type
ABB Con-Cise Optical Group LLC - Term B-1 Loan	ABBCONCSE_TB1	\$6,567,100.34	No	B2	B2		B	
Aricent Technologies - First Lien Initial Term Loan	ARCNTTCHNL_TL	\$9,000,000.00	No	Ba3	B2		B	
Arslone Acquisition LLC - First Lien Tranche B Term Loan	ARSLOANE_TRB	\$9,552,000.00	No	B1	B2		B+	
Ascensus Inc - First Lien Initial Term Loan	ASCENSUS_FL	\$9,473,750.00	No	B1	B2		B	
ASP HHI Acquisition Co Inc - Additional Term Loan	ASPHHIACQ_RTL	\$6,012,881.40	No	B2	B2		B+	
Attachmate Corporation - First Lien Term Loan	ATTCHMTE_FL	\$5,089,179.91	No	B1	B2		B	
Attachmate Corporation - Second Lien Term Loan	ATCHMTECRP_SL	\$7,000,000.00	No	B2	B2		B	
Compucom Systems Inc - Term Loan	COMPUCOMSY_TL	\$6,678,229.85	No	B1	B2		B	
CRCI Holdings Inc - Delayed Draw Term Loan	CRCHOLDG_DDTL	\$1,687,500.00	No	B3	B3		***	Per Clause (iii)(b)
CRCI Holdings Inc - Dollar Term Loan	CRCHLDG_USTL	\$5,783,437.50	No	B3	B3		***	Per Clause (iii)(b)
Deltek Inc - First Lien Term Loan	DELTEKINC_FL	\$4,591,875.00	No	B1	B3		B	
Edmentum Inc - First Lien Term Loan	EDMENTUM_FLTL	\$1,909,888.91	No	Ba3	B2		B	
First American Payment Systems - First Lien Term Loan	1STAMRPYMT_FL	\$3,424,000.00	No	B1	B2		B	
First American Payment Systems - Second Lien Term Loan	1STAMRPYMT_SL	\$5,600,000.00	No	Caa1	Caa1		B	
First Data Corp - 2018B New Term Loan	1STDAT_18BNTL	\$480,952.38	No	B1	B3		B	
First Data Corp - 2021 Extended USD Term Loan	FDATC_2021EXTL	\$9,050,721.38	No	B1	B3		B	
Generic Drug Holdings Inc - Term B-1 Loan	GNRCDRGH_TB1L	\$3,473,750.00	No	B1	B2		B	
GlobalLogic Holdings Inc - Term Loan	GLOBALLOGC_TL	\$9,476,250.00	No	B1	B3		B	
Healogics Inc - First Lien Term B Loan	HEALOGICS_FL	\$3,300,000.00	No	B3	B3		B-	
Healogics Inc - Second Lien Term Loan	HEALOGICIN_SL	\$4,000,000.00	No	Caa2	Caa2		B-	
Help Systems Holdings Inc - First Lien Initial Term Loan	HELPSYS_TL	\$9,552,000.00	No	***	***	Shadow	B	
iEnergizer Limited - Term Loan	IENERGZRLD_TL	\$7,400,000.00	No	B2	B2		B	
Integra Telecom Holdings Inc - Term B Loan	INTGTLCMH_TBL	\$4,316,400.00	No	B2	B3		B+	
Jackson Hewitt Inc - Senior Secured Term Loan	JCKSNHWT_SSTL	\$8,936,405.55	No	***	***	Shadow	***	Shadow
JHCI Acquisition Inc - First Lien Term Loan	JACOBSON_1TL	\$8,605,227.34	No	B1	B3		B-	
Knowledge Universe Education LLC - Initial Term Loan	KNOWLEDGE_TLF	\$5,000,000.00	No	B2	B3		B	
Mercury Payment Systems LLC - Term Loan	MRCRYPYMT_TL	\$984,873.95	No	B1	B1		B+	
Merrill Communications LLC - Term Loan	MERILCOM_TL	\$11,444,824.88	No	B1	B3		B	
NAB Holdings LLC - Term Loan	NABHLLC_FLTL	\$9,500,000.00	No	B1	B1		BB-	
New Breed Inc - Term Loan	NEWBREDINC_TL	\$5,863,003.13	No	B2	B2		B	
NexTag Inc - Term Loan	NEXTAGINC_TL	\$4,859,303.62	Yes	Caa2	Caa2		CCC	
Packaging Coordinators Inc - First Lien Term Loan B	PCKNGCOORD_FL	\$4,962,500.00	No	B3	B3		***	Per Clause (iii)(b)
Presidio Inc - Term Loan	PRESIDIOIN_TL	\$3,456,250.00	No	B1	B1		B+	
Renfro Corporation - Tranche B Term Loan	RENFRO_TLB	\$2,633,333.34	No	B2	B2		B	
SafeNet Inc - First Lien Initial Term Loan	SAFENET_FL	\$9,500,000.00	No	B1	B2		B	
Serena Software Inc - Term Loan	SERENASFTW_TL	\$9,500,000.00	No	B2	B2		B	
SESAC Holdco II LLC - First Lien Term Loan	SESACHLDCO_FL	\$8,216,000.00	No	B2	B2		B	
SourceHOV LLC - First Lien Term B Loan	SOURCEHOV_FL	\$4,764,000.00	No	B1	B2		B	
SourceHOV LLC - Second Lien Term Loan	SRCEHOV_SL	\$2,000,000.00	No	Caa1	Caa1		B	
Sportsman's Warehouse Inc - First Out Term Loan	SPRTSMNW_FOTL	\$6,533,617.02	No	B2	B2		B+	
STG-Fairway Acquisitions Inc - First Lien Term Loan	FRSTADVCRP_FL	\$3,440,261.95	No	***	***	Shadow	B-	
Stratus Technologies Inc - Initial Term Loan	STRATSTCH_ITL	\$11,000,000.00	No	B2	B2		B+	
SumTotal Systems LLC - Second Lien Term Loan	SUMTOTLSYS_SL	\$11,250,000.00	No	Caa1	Caa1		B	
TeleGuam Holdings LLC - Second Lien Term Loan	TELEGUAMHD_SL	\$5,312,500.00	No	***	***	Shadow	B	Per Clause (iii)(b)
Topps Company (The) - Term Loan	TOPSCOMPNY_TL	\$6,683,250.00	No	B1	B2		B	
Travel Leaders Group LLC - Tranche B Term Loan	TRVLEADR_TL	\$9,480,000.00	No	B1	B2		B+	
UniTek Global Services Inc - New Incremental Term Loan	UNITKGLB_NITL	\$2,948,630.87	No	Caa2	Caa2	Derived via S&P	CCC+	
UniTek Global Services Inc - New Incremental Term Loan PIK	UTKGSI_NITLPK	\$0.00	No	Caa2	Caa2	Derived via S&P	CCC+	
Vision Solutions Inc - First Lien Term Loan	VISNSOLUT_TLB	\$3,604,800.36	No	B1	B2		B+	

Security	Security ID	Principal Balance	Defaulted Obligation	Moody's Rating	Moody's DP Rating	Moody's Rating Type	S&P Rating	S&P Rating Type
Vision Solutions Inc - Second Lien Term Loan	VISNSOLT_SLTL	\$5,600,000.00	No	Caa1	Caa1		B+	
Volume Holdings Inc - Term Loan	VOLMEHLDIN_TL	\$4,000,000.00	No	Caa1	Caa1		B	Per Clause (iii)(b)
Waupaca Foundry Inc - Tranche A-1 Loan	WAUPACFND_TA1	\$9,106,806.42	No	B2	B1		B+	
	Grand Total	\$312,605,505.11						

Portfolio Assets: Moody's Default Probability Rating Information

Security	Asset Type	Moody DP Rating source	DIP Obligation	Principal Balance	Moody Security Rating	Moody Senior Implied Rating	Moody Senior Unsecured Rating	Rating Estimate - Moody	Moody's DP Rating BF CW	Outlook	Credit Watch	Moody's DP Rating-RFT	Moody's DP Rating AF CW
ABB Con-Cise Optical Group LLC - Term B-1 Loan	Loan	Corporate Family Rating	No	\$6,567,100.34	B2	B2			B2			B2	B2
Aricent Technologies - First Lien Initial Term Loan	Loan	Corporate Family Rating	No	\$9,000,000.00	Ba3	B2			B2			B2	B2
Arslane Acquisition LLC - First Lien Tranche B Term Loan	Loan	Corporate Family Rating	No	\$9,552,000.00	B1	B2			B2			B2	B2
Ascensus Inc - First Lien Initial Term Loan	Loan	Corporate Family Rating	No	\$9,473,750.00	B1	B2			B2			B2	B2
ASP HHI Acquisition Co Inc - Additional Term Loan	Loan	Corporate Family Rating	No	\$6,012,881.40	B1	B2			B2			B2	B2
Attachmate Corporation - First Lien Term Loan	Loan	Corporate Family Rating	No	\$5,089,179.91	B1	B2		B1	B2	Negative		B3	B2
Attachmate Corporation - Second Lien Term Loan	Loan		No	\$7,000,000.00		B2			B2	Negative		B3	B2
Compucom Systems Inc - Term Loan	Loan	Corporate Family Rating	No	\$6,678,229.85	B1	B2			B2			B2	B2
CRCI Holdings Inc - Delayed Draw Term Loan	Loan	Public Rating	No	\$1,687,500.00	Caa1				B3			B3	B3
CRCI Holdings Inc - Dollar Term Loan	Loan		No	\$5,783,437.50					B3			B3	B3
Deltek Inc - First Lien Term Loan	Loan	Corporate Family Rating	No	\$4,591,875.00	B1	B3			B3			B3	B3
Edmentum Inc - First Lien Term Loan	Loan	Corporate Family Rating	No	\$1,909,888.91	Ba3	B2			B2			B2	B2
First American Payment Systems - First Lien Term Loan	Loan	Corporate Family Rating	No	\$3,424,000.00	B1	B2			B2			B2	B2
First American Payment Systems - Second Lien Term Loan	Loan	Public Rating	No	\$5,600,000.00	Caa1	B2		Caa1	Caa1			Caa1	Caa1
First Data Corp - 2018B New Term Loan	Loan	Corporate Family Rating	No	\$480,952.38	B1	B3	Caa1		B3		OFF	B3	B3
First Data Corp - 2021 Extended USD Term Loan	Loan	Corporate Family Rating	No	\$9,050,721.38	B1	B3	Caa1	B1	B3		OFF	B3	B3
Generic Drug Holdings Inc - Term B-1 Loan	Loan	Corporate Family Rating	No	\$3,473,750.00	B1	B2			B2	Negative		B3	B2
GlobalLogic Holdings Inc - Term Loan	Loan	Corporate Family Rating	No	\$9,476,250.00	B1	B3		B3	B3			B3	B3
Healogics Inc - First Lien Term B Loan	Loan	Corporate Family Rating	No	\$3,300,000.00	B1	B2			B2	Negative	DNG	Caa1	B3
Healogics Inc - Second Lien Term Loan	Loan	Public Rating	No	\$4,000,000.00	Caa1	B2		Caa1	Caa1	Negative	DNG	Caa3	Caa2
Help Systems Holdings Inc - First Lien Initial Term Loan	Loan		No	\$9,552,000.00	***	***	***		***			***	***
iEnergizer Limited - Term Loan	Loan	Corporate Family Rating	No	\$7,400,000.00	B2	B2			B2			B2	B2
Integra Telecom Holdings Inc - Term B Loan	Loan	Corporate Family Rating	No	\$4,316,400.00	B2	B3		B3	B3	Positive	OFF	B3	B3
Jackson Hewitt Inc - Senior Secured Term Loan	Loan	Rating Estimate	No	\$8,936,405.55	***	***	***	B3	***			***	***
JHCI Acquisition Inc - First Lien Term Loan	Loan	Corporate Family Rating	No	\$8,605,227.34	B1	B3			B3			B3	B3
Knowledge Universe Education LLC - Initial Term Loan	Loan	Corporate Family Rating	No	\$5,000,000.00	B2	B3			B3			B3	B3
Mercury Payment Systems LLC - Term Loan	Loan	Corporate Family Rating	No	\$984,873.95	B1	B1			B1	Negative		B2	B1
Merrill Communications LLC - Term Loan	Loan	Corporate Family Rating	No	\$11,444,824.88	B1	B3			B3	Positive	OFF	B3	B3
NAB Holdings LLC - Term Loan	Loan	Corporate Family Rating	No	\$9,500,000.00	B1	B1			B1			B1	B1
New Breed Inc - Term Loan	Loan	Corporate Family Rating	No	\$5,863,003.13	B2	B2			B2			B2	B2
NexTag Inc - Term Loan	Loan	Corporate Family Rating	No	\$4,859,303.62	Caa2	Caa2		Caa2	Caa2	Negative		Caa3	Caa2
Packaging Coordinators Inc - First Lien Term Loan B	Loan	Rating Estimate	No	\$4,962,500.00				B3	B3			B3	B3
Presidio Inc - Term Loan	Loan	Corporate Family Rating	No	\$3,456,250.00	B1	B1			B1			B1	B1
Renfro Corporation - Tranche B Term Loan	Loan	Corporate Family Rating	No	\$2,633,333.34	B2	B2			B2			B2	B2
SafeNet Inc - First Lien Initial Term Loan	Loan	Corporate Family Rating	No	\$9,500,000.00	B1	B2			B2			B2	B2
Serena Software Inc - Term Loan	Loan	Corporate Family Rating	No	\$9,500,000.00	B1	B2			B2			B2	B2
SESAC Holdco II LLC - First Lien Term Loan	Loan	Corporate Family Rating	No	\$8,216,000.00	B2	B2			B2			B2	B2
SourceHOV LLC - First Lien Term B Loan	Loan	Corporate Family Rating	No	\$4,764,000.00	B1	B2			B2			B2	B2
SourceHOV LLC - Second Lien Term Loan	Loan	Public Rating	No	\$2,000,000.00	Caa1	B2		Caa1	Caa1			Caa1	Caa1
Sportsman's Warehouse Inc - First Out Term Loan	Loan	Corporate Family Rating	No	\$6,533,617.02	B2	B2			B2			B2	B2
STG-Fairway Acquisitions Inc - First Lien Term Loan	Loan	Rating Estimate	No	\$3,440,261.95	***	***	***	Caa1	***			***	***
Stratus Technologies Inc - Initial Term Loan	Loan	Corporate Family Rating	No	\$11,000,000.00	B2	B2			B2			B2	B2
SumTotal Systems LLC - Second Lien Term Loan	Loan	Public Rating	No	\$11,250,000.00	Caa1	B2		Caa2	Caa1	Negative		Caa2	Caa1
TeleGuam Holdings LLC - Second Lien Term Loan	Loan		No	\$5,312,500.00	***	***	***		***			***	***
Topps Company (The) - Term Loan	Loan	Corporate Family Rating	No	\$6,683,250.00	B1	B2			B2			B2	B2
Travel Leaders Group LLC - Tranche B Term Loan	Loan	Corporate Family Rating	No	\$9,480,000.00	B1	B2		B2	B2			B2	B2
UniTek Global Services Inc - New Incremental Term Loan	Loan	Rating Estimate	No	\$2,948,630.87				Caa2	Caa2			Caa2	Caa2
UniTek Global Services Inc - New Incremental Term Loan PIK	Loan	Rating Estimate	No	\$0.00				Caa2	Caa2			Caa2	Caa2

Security	Asset Type	Moody DP Rating source	DIP Obligation	Principal Balance	Moody Security Rating	Moody Senior Implied Rating	Moody Senior Unsecured Rating	Rating Estimate - Moody	Moody's DP Rating BF CW	Outlook	Credit Watch	Moody's DP Rating-RFT	Moody's DP Rating AF CW
Vision Solutions Inc - First Lien Term Loan	Loan	Corporate Family Rating	No	\$3,604,800.36	B1	B2		B2	B2			B2	B2
Vision Solutions Inc - Second Lien Term Loan	Loan	Public Rating	No	\$5,600,000.00	Caa1	B2		B2	Caa1			Caa1	Caa1
Volume Holdings Inc - Term Loan	Loan	Rating Estimate	No	\$4,000,000.00				Caa1	Caa1			Caa1	Caa1
Waupaca Foundry Inc - Tranche A-1 Loan	Loan	Corporate Family Rating	No	\$9,106,806.42	B2	B1			B1	Negative		B2	B1
Grand Total				\$312,605,505.11									

Portfolio Assets: Moody's Rating Information

Security	Security ID	Asset Type	Moody Rating Source	Principal Balance	Moody Security Rating	Moody Senior Implied Rating	Moody Senior Unsecured Rating	Rating Estimate - Moody	Moody's Rating BF CW	Credit Watch	Moody's Rating AF CW
ABB Con-Cise Optical Group LLC - Term B-1 Loan	ABBCONCSE_TB1	Loan	Public Rating	\$6,567,100.34	B2	B2			B2		B2
Aricent Technologies - First Lien Initial Term Loan	ARCNTTCHNL_TL	Loan	Public Rating	\$9,000,000.00	Ba3	B2			Ba3		Ba3
Arsloane Acquisition LLC - First Lien Tranche B Term Loan	ARSLAANE_TRB	Loan	Public Rating	\$9,552,000.00	B1	B2			B1		B1
Ascensus Inc - First Lien Initial Term Loan	ASCENSUS_FL	Loan	Public Rating	\$9,473,750.00	B1	B2			B1		B1
ASP HHI Acquisition Co Inc - Additional Term Loan	ASPHHIACQ_RTL	Loan	Corporate Family Rating	\$6,012,881.40					B2		B2
Attachmate Corporation - First Lien Term Loan	ATTCHMTE_FL	Loan	Public Rating	\$5,089,179.91	B1	B2		B1	B1		B1
Attachmate Corporation - Second Lien Term Loan	ATCHMTECRP_SL	Loan	Rating Estimate	\$7,000,000.00				B1	B2		B2
Compucom Systems Inc - Term Loan	COMPUCOMSY_TL	Loan	Public Rating	\$6,678,229.85	B1	B2			B1		B1
CRCI Holdings Inc - Delayed Draw Term Loan	CRCHOLDG_DDTL	Loan	Public Rating	\$1,687,500.00	Caa1				B3		B3
CRCI Holdings Inc - Dollar Term Loan	CRCIHLDG_USTL	Loan		\$5,783,437.50					B3		B3
Deltek Inc - First Lien Term Loan	DELTEKINC_FL	Loan	Public Rating	\$4,591,875.00	B1	B3			B1		B1
Edmentum Inc - First Lien Term Loan	EDMENTUM_FLTL	Loan	Public Rating	\$1,909,888.91	Ba3	B2			Ba3		Ba3
First American Payment Systems - First Lien Term Loan	1STAMPYMT_FL	Loan	Public Rating	\$3,424,000.00	B1	B2			B1		B1
First American Payment Systems - Second Lien Term Loan	1STAMPYMT_SL	Loan	Public Rating	\$5,600,000.00	Caa1	B2		Caa1	Caa1		Caa1
First Data Corp - 2018B New Term Loan	1STDAT_18BNTL	Loan	Public Rating	\$480,952.38	B1	B3	Caa1		B1		B1
First Data Corp - 2021 Extended USD Term Loan	FDATC_2021EXTL	Loan	Public Rating	\$9,050,721.38	B1	B3	Caa1	B1	B1		B1
Generic Drug Holdings Inc - Term B-1 Loan	GNRCDRGH_TB1L	Loan	Public Rating	\$3,473,750.00	B1	B2			B1		B1
GlobalLogic Holdings Inc - Term Loan	GLOBALLOGC_TL	Loan	Public Rating	\$9,476,250.00	B1	B3		B3	B1		B1
Healogics Inc - First Lien Term B Loan	HEALOGICS_FL	Loan	Public Rating	\$3,300,000.00	B1	B2			B2	DNG	B3
Healogics Inc - Second Lien Term Loan	HEALOGICIN_SL	Loan	Public Rating	\$4,000,000.00	Caa1	B2		Caa1	Caa1	DNG	Caa2
Help Systems Holdings Inc - First Lien Initial Term Loan	HELPSYS_TL	Loan		\$9,552,000.00	***	***	***		***		***
iEnergizer Limited - Term Loan	IENERGZRLD_TL	Loan	Public Rating	\$7,400,000.00	B2	B2			B2		B2
Integra Telecom Holdings Inc - Term B Loan	INTGTLCMH_TBL	Loan	Public Rating	\$4,316,400.00	B2	B3		B3	B2		B2
Jackson Hewitt Inc - Senior Secured Term Loan	JCKSNHWT_SSTL	Loan	Rating Estimate	\$8,936,405.55	***	***	***		***		***
JHCI Acquisition Inc - First Lien Term Loan	JACOBSON_1TL	Loan	Public Rating	\$8,605,227.34	B1	B3			B1		B1
Knowledge Universe Education LLC - Initial Term Loan	KNOWELEDGE_TLF	Loan	Public Rating	\$5,000,000.00	B2	B3			B2		B2
Mercury Payment Systems LLC - Term Loan	MRCRYPYMT_TL	Loan	Public Rating	\$984,873.95	B1	B1			B1		B1
Merrill Communications LLC - Term Loan	MERILCOM_TL	Loan	Public Rating	\$11,444,824.88	B1	B3			B1		B1
NAB Holdings LLC - Term Loan	NABHLLC_FLTL	Loan	Public Rating	\$9,500,000.00	B1	B1			B1		B1
New Breed Inc - Term Loan	NEWBREDINC_TL	Loan	Public Rating	\$5,863,003.13	B2	B2			B2		B2
NexTag Inc - Term Loan	NEXTAGINC_TL	Loan	Public Rating	\$4,859,303.62	Caa2	Caa2		Caa2	Caa2		Caa2
Packaging Coordinators Inc - First Lien Term Loan B	PCKNGCOORD_FL	Loan	Rating Estimate	\$4,962,500.00				B3	B3		B3
Presidio Inc - Term Loan	PRESIDIOIN_TL	Loan	Public Rating	\$3,456,250.00	B1	B1			B1		B1
Renfro Corporation - Tranche B Term Loan	RENFRO_TLB	Loan	Public Rating	\$2,633,333.34	B2	B2			B2		B2
SafeNet Inc - First Lien Initial Term Loan	SAFENET_FL	Loan	Public Rating	\$9,500,000.00	B1	B2			B1		B1
Serena Software Inc - Term Loan	SERENASFTW_TL	Loan	Corporate Family Rating	\$9,500,000.00					B2		B2
SESAC Holdco II LLC - First Lien Term Loan	SESACHLDCO_FL	Loan	Public Rating	\$8,216,000.00	B2	B2			B2		B2
SourceHOV LLC - First Lien Term B Loan	SOURCEHOV_FL	Loan	Public Rating	\$4,764,000.00	B1	B2			B1		B1
SourceHOV LLC - Second Lien Term Loan	SRCEHOV_SL	Loan	Public Rating	\$2,000,000.00	Caa1	B2		Caa1	Caa1		Caa1
Sportsman's Warehouse Inc - First Out Term Loan	SPRTSMNW_FOTL	Loan	Public Rating	\$6,533,617.02	B2	B2			B2		B2
STG-Fairway Acquisitions Inc - First Lien Term Loan	FRSTADVCRP_FL	Loan	Rating Estimate	\$3,440,261.95	***	***	***	Caa1	***		***
Stratus Technologies Inc - Initial Term Loan	STRATSTCH_JTL	Loan	Public Rating	\$11,000,000.00	B2	B2			B2		B2
SumTotal Systems LLC - Second Lien Term Loan	SUMTOTLSYS_SL	Loan	Public Rating	\$11,250,000.00	Caa1	B2		Caa2	Caa1		Caa1
TeleGuam Holdings LLC - Second Lien Term Loan	TELEGUAMHD_SL	Loan		\$5,312,500.00	***	***	***		***		***
Topps Company (The) - Term Loan	TOPSCOMPNY_TL	Loan	Public Rating	\$6,683,250.00	B1	B2			B1		B1
Travel Leaders Group LLC - Tranche B Term Loan	TRVLEADR_TL	Loan	Public Rating	\$9,480,000.00	B1	B2		B2	B1		B1
UniTek Global Services Inc - New Incremental Term Loan	UNITKGLB_NITL	Loan	Rating Estimate	\$2,948,630.87				Caa2	Caa2		Caa2
UniTek Global Services Inc - New Incremental Term Loan PIK	UTKGSI_NITLPK	Loan	Rating Estimate	\$0.00				Caa2	Caa2		Caa2

Security	Security ID	Asset Type	Moody Rating Source	Principal Balance	Moody Security Rating	Moody Senior Implied Rating	Moody Senior Unsecured Rating	Rating Estimate - Moody	Moody's Rating BF CW	Credit Watch	Moody's Rating AF CW
Vision Solutions Inc - First Lien Term Loan	VISNSOLUT_TLB	Loan	Public Rating	\$3,604,800.36	B1	B2		B2	B1		B1
Vision Solutions Inc - Second Lien Term Loan	VISNSOLT_SLTL	Loan	Public Rating	\$5,600,000.00	Caa1	B2		B2	Caa1		Caa1
Volume Holdings Inc - Term Loan	VOLMEHLDIN_TL	Loan	Rating Estimate	\$4,000,000.00				Caa1	Caa1		Caa1
Waupaca Foundry Inc - Tranche A-1 Loan	WAUPACFND_TA1	Loan	Public Rating	\$9,106,806.42	B2	B1			B2		B2
Grand Total				\$312,605,505.11							

Portfolio Assets: Moody's Derived Rating Per Clause (e)(i)(C)(ii)

Report Summary

Collateral Principal
Amount

\$323,476,689.11

Report Total

\$0.00

% of CPA

0.00%

Requirement

<= 5.00%

PASS

No records matched the report criteria or there is no data available.

Portfolio Assets: Industry Information

Security	Security ID	Moody's Industry	S&P Industry	Principal Balance	% of APA
ABB Con-Cise Optical Group LLC - Term B-1 Loan	ABBCONCSE_TB1	Consumer goods: Non-durable	Retailers (except food & drug)	\$6,567,100.34	2.0302%
Aricent Technologies - First Lien Initial Term Loan	ARCNTTCHNL_TL	Telecommunications	Telecommunications	\$9,000,000.00	2.7823%
Arsloane Acquisition LLC - First Lien Tranche B Term Loan	ARSLAONE_TRB	Media: Advertising, Printing & Publishing	Publishing	\$9,552,000.00	2.9529%
Ascensus Inc - First Lien Initial Term Loan	ASCENSUS_FL	Banking, Finance, Insurance & Real Estate	Financial intermediaries	\$9,473,750.00	2.9287%
ASP HHI Acquisition Co Inc - Additional Term Loan	ASPHHIACQ_RTL	Automotive	Automotive	\$6,012,881.40	1.8588%
Attachmate Corporation - First Lien Term Loan	ATTCHMTE_FL	High Tech Industries	Electronics/electrical	\$5,089,179.91	1.5733%
Attachmate Corporation - Second Lien Term Loan	ATCHMTECRP_SL	High Tech Industries	Electronics/electrical	\$7,000,000.00	2.1640%
Compucom Systems Inc - Term Loan	COMPUCOMSY_TL	Services: Business	Business equipment & services	\$6,678,229.85	2.0645%
CRCI Holdings Inc - Delayed Draw Term Loan	CRCHOLDG_DDTL	Utilities: Electric	Utilities	\$1,687,500.00	0.5217%
CRCI Holdings Inc - Dollar Term Loan	CRCIHLDG_USTL	Utilities: Electric	Utilities	\$5,783,437.50	1.7879%
Deltek Inc - First Lien Term Loan	DELTEKINC_FL	Services: Business	Business equipment & services	\$4,591,875.00	1.4195%
Edmentum Inc - First Lien Term Loan	EDMENTUM_FLTL	Services: Consumer	Business equipment & services	\$1,909,888.91	0.5904%
First American Payment Systems - First Lien Term Loan	1STAMRPYMT_FL	Banking, Finance, Insurance & Real Estate	Financial intermediaries	\$3,424,000.00	1.0585%
First American Payment Systems - Second Lien Term Loan	1STAMRPYMT_SL	Banking, Finance, Insurance & Real Estate	Financial intermediaries	\$5,600,000.00	1.7312%
First Data Corp - 2018B New Term Loan	1STDAT_18BNTL	Banking, Finance, Insurance & Real Estate	Financial intermediaries	\$480,952.38	0.1487%
First Data Corp - 2021 Extended USD Term Loan	FDATC_2021EXTL	Banking, Finance, Insurance & Real Estate	Financial intermediaries	\$9,050,721.38	2.7980%
Generic Drug Holdings Inc - Term B-1 Loan	GNRCDRGH_TB1L	Healthcare & Pharmaceuticals	Health care	\$3,473,750.00	1.0739%
GlobalLogic Holdings Inc - Term Loan	GLOBALLOGC_TL	Services: Business	Business equipment & services	\$9,476,250.00	2.9295%
Healogics Inc - First Lien Term B Loan	HEALOGICS_FL	Healthcare & Pharmaceuticals	Health care	\$3,300,000.00	1.0202%
Healogics Inc - Second Lien Term Loan	HEALOGICIN_SL	Healthcare & Pharmaceuticals	Health care	\$4,000,000.00	1.2366%
Help Systems Holdings Inc - First Lien Initial Term Loan	HELPSYS_TL	High Tech Industries	Electronics/electrical	\$9,552,000.00	2.9529%
iEnergizer Limited - Term Loan	IENERGZRLD_TL	Media: Advertising, Printing & Publishing	Publishing	\$7,400,000.00	2.2876%
Integra Telecom Holdings Inc - Term B Loan	INTGTLCMH_TBL	Telecommunications	Telecommunications	\$4,316,400.00	1.3344%
Jackson Hewitt Inc - Senior Secured Term Loan	JCKSNHWT_SSTL	Services: Consumer	Retailers (except food & drug)	\$8,936,405.55	2.7626%
JHCI Acquisition Inc - First Lien Term Loan	JACOBSON_1TL	Transportation: Cargo	Surface transport	\$8,605,227.34	2.6602%
Knowledge Universe Education LLC - Initial Term Loan	KNOWLEDGE_TLFL	Services: Consumer	Leisure goods/activities/movies	\$5,000,000.00	1.5457%
Mercury Payment Systems LLC - Term Loan	MRCRYPYMT_TL	Banking, Finance, Insurance & Real Estate	Financial intermediaries	\$984,873.95	0.3045%
Merrill Communications LLC - Term Loan	MERILCOM_TL	Media: Advertising, Printing & Publishing	Publishing	\$11,444,824.88	3.5381%
NAB Holdings LLC - Term Loan	NABHLLC_FLTL	Banking, Finance, Insurance & Real Estate	Financial intermediaries	\$9,500,000.00	2.9368%
New Breed Inc - Term Loan	NEWBREDINC_TL	Transportation: Cargo	Surface transport	\$5,863,003.13	1.8125%
NexTag Inc - Term Loan	NEXTAGINC_TL	Retail	Retailers (except food & drug)	\$4,859,303.62	1.5022%
Packaging Coordinators Inc - First Lien Term Loan B	PCKNGCOORD_FL	Containers, Packaging & Glass	Containers & glass products	\$4,962,500.00	1.5341%
Presidio Inc - Term Loan	PRESIDIOIN_TL	Services: Business	Business equipment & services	\$3,456,250.00	1.0685%
Renfro Corporation - Tranche B Term Loan	RENFRO_TLB	Consumer goods: Non-durable	Clothing/textiles	\$2,633,333.34	0.8141%
SafeNet Inc - First Lien Initial Term Loan	SAFENET_FL	High Tech Industries	Electronics/electrical	\$9,500,000.00	2.9368%
Serena Software Inc - Term Loan	SERENASFTW_TL	High Tech Industries	Electronics/electrical	\$9,500,000.00	2.9368%
SESAC Holdco II LLC - First Lien Term Loan	SESACHLDCO_FL	Media: Broadcasting & Subscription	Radio & Television	\$8,216,000.00	2.5399%
SourceHOV LLC - First Lien Term B Loan	SOURCEHOV_FL	Services: Business	Business equipment & services	\$4,764,000.00	1.4727%
SourceHOV LLC - Second Lien Term Loan	SRCEHOV_SL	Services: Business	Business equipment & services	\$2,000,000.00	0.6183%
Sportsman's Warehouse Inc - First Out Term Loan	SPRTSMNW_FOTL	Consumer goods: Durable	Retailers (except food & drug)	\$6,533,617.02	2.0198%
STG-Fairway Acquisitions Inc - First Lien Term Loan	FRSTADVCRP_FL	Services: Business	Business equipment & services	\$3,440,261.95	1.0635%
Stratus Technologies Inc - Initial Term Loan	STRATSTCH_ITL	High Tech Industries	Electronics/electrical	\$11,000,000.00	3.4006%
SumTotal Systems LLC - Second Lien Term Loan	SUMTOTLSYS_SL	Services: Business	Business equipment & services	\$11,250,000.00	3.4778%
TeleGuam Holdings LLC - Second Lien Term Loan	TELEGUAMHD_SL	Telecommunications	Telecommunications	\$5,312,500.00	1.6423%
Topps Company (The) - Term Loan	TOPSCOMPNY_TL	Hotel, Gaming & Leisure	Leisure goods/activities/movies	\$6,683,250.00	2.0661%
Travel Leaders Group LLC - Tranche B Term Loan	TRVLEADR_TL	Hotel, Gaming & Leisure	Lodging & casinos	\$9,480,000.00	2.9307%
UniTek Global Services Inc - New Incremental Term Loan	UNITKGLB_NITL	Media: Broadcasting & Subscription	Cable & satellite television	\$2,948,630.87	0.9115%
UniTek Global Services Inc - New Incremental Term Loan PIK	UTKGSI_NITLPK	Media: Broadcasting & Subscription	Cable & satellite television	\$0.00	0.0000%
Vision Solutions Inc - First Lien Term Loan	VISNSOLUT_TLB	High Tech Industries	Electronics/electrical	\$3,604,800.36	1.1144%
Vision Solutions Inc - Second Lien Term Loan	VISNSOLT_SLTL	High Tech Industries	Electronics/electrical	\$5,600,000.00	1.7312%
Volume Holdings Inc - Term Loan	VOLMEHLDIN_TL	Media: Advertising, Printing & Publishing	Publishing	\$4,000,000.00	1.2366%

Security	Security ID	Moody's Industry	S&P Industry	Principal Balance	% of APA
Waupaca Foundry Inc - Tranche A-1 Loan	WAUPACFND_TA1	Automotive	Automotive	\$9,106,806.42	2.8153%
Grand Total				\$312,605,505.11	96.6393%

Portfolio Assets: Moody's Industry Information

Security	Security ID	Principal Balance	Principal Balance for Conc Lim.	% of APA
Automotive				
ASP HHI Acquisition Co Inc - Additional Term Loan	ASPHHIACQ_RTL	\$6,012,881.40	\$6,012,881.40	1.8588%
Waupaca Foundry Inc - Tranche A-1 Loan	WAUPACFND_TA1	\$9,106,806.42	\$9,106,806.42	2.8153%
	Automotive Subtotal	\$15,119,687.83	\$15,119,687.83	4.6741%
Banking, Finance, Insurance & Real Estate				
Ascensus Inc - First Lien Initial Term Loan	ASCENSUS_FL	\$9,473,750.00	\$9,473,750.00	2.9287%
First American Payment Systems - First Lien Term Loan	1STAMRPYMT_FL	\$3,424,000.00	\$3,424,000.00	1.0585%
First American Payment Systems - Second Lien Term Loan	1STAMRPYMT_SL	\$5,600,000.00	\$5,600,000.00	1.7312%
First Data Corp - 2018B New Term Loan	1STDAT_18BNTL	\$480,952.38	\$480,952.38	0.1487%
First Data Corp - 2021 Extended USD Term Loan	FDATC_2021EXTL	\$9,050,721.38	\$9,050,721.38	2.7980%
Mercury Payment Systems LLC - Term Loan	MRCRYPYMT_TL	\$984,873.95	\$984,873.95	0.3045%
NAB Holdings LLC - Term Loan	NABHLLC_FLTL	\$9,500,000.00	\$9,500,000.00	2.9368%
	Banking, Finance, Insurance & Real Estate Subtotal	\$38,514,297.71	\$38,514,297.71	11.9064%
Consumer goods: Durable				
Sportsman's Warehouse Inc - First Out Term Loan	SPRTSMNW_FOTL	\$6,533,617.02	\$6,533,617.02	2.0198%
	Consumer goods: Durable Subtotal	\$6,533,617.02	\$6,533,617.02	2.0198%
Consumer goods: Non-durable				
ABB Con-Cise Optical Group LLC - Term B-1 Loan	ABBCONCSE_TB1	\$6,567,100.34	\$6,567,100.34	2.0302%
Renfro Corporation - Tranche B Term Loan	RENFRO_TLB	\$2,633,333.34	\$2,633,333.34	0.8141%
	Consumer goods: Non-durable Subtotal	\$9,200,433.68	\$9,200,433.68	2.8442%
Containers, Packaging & Glass				
Packaging Coordinators Inc - First Lien Term Loan B	PCKNGCOORD_FL	\$4,962,500.00	\$4,962,500.00	1.5341%
	Containers, Packaging & Glass Subtotal	\$4,962,500.00	\$4,962,500.00	1.5341%
Healthcare & Pharmaceuticals				
Generic Drug Holdings Inc - Term B-1 Loan	GNRCDRGH_TB1L	\$3,473,750.00	\$3,473,750.00	1.0739%
Healogics Inc - First Lien Term B Loan	HEALOGICS_FL	\$3,300,000.00	\$3,300,000.00	1.0202%
Healogics Inc - Second Lien Term Loan	HEALOGICIN_SL	\$4,000,000.00	\$4,000,000.00	1.2366%
	Healthcare & Pharmaceuticals Subtotal	\$10,773,750.00	\$10,773,750.00	3.3306%
High Tech Industries				
Attachmate Corporation - First Lien Term Loan	ATTCHMTE_FL	\$5,089,179.91	\$5,089,179.91	1.5733%
Attachmate Corporation - Second Lien Term Loan	ATCHMTECRP_SL	\$7,000,000.00	\$7,000,000.00	2.1640%
Help Systems Holdings Inc - First Lien Initial Term Loan	HELPSYS_TL	\$9,552,000.00	\$9,552,000.00	2.9529%
SafeNet Inc - First Lien Initial Term Loan	SAFENET_FL	\$9,500,000.00	\$9,500,000.00	2.9368%
Serena Software Inc - Term Loan	SERENASFTW_TL	\$9,500,000.00	\$9,500,000.00	2.9368%
Stratus Technologies Inc - Initial Term Loan	STRATSTCH_ITL	\$11,000,000.00	\$11,000,000.00	3.4006%
Vision Solutions Inc - First Lien Term Loan	VISNSOLUT_TLB	\$3,604,800.36	\$3,604,800.36	1.1144%
Vision Solutions Inc - Second Lien Term Loan	VISNSOLT_SLTL	\$5,600,000.00	\$5,600,000.00	1.7312%
	High Tech Industries Subtotal	\$60,845,980.27	\$60,845,980.27	18.8100%
Hotel, Gaming & Leisure				
Topps Company (The) - Term Loan	TOPSCOMPNY_TL	\$6,683,250.00	\$6,683,250.00	2.0661%
Travel Leaders Group LLC - Tranche B Term Loan	TRVLLEADR_TL	\$9,480,000.00	\$9,480,000.00	2.9307%

	Hotel, Gaming & Leisure Subtotal	\$16,163,250.00	\$16,163,250.00	4.9967%
Media: Advertising, Printing & Publishing				
Arsloane Acquisition LLC - First Lien Tranche B Term Loan	ARSLAANE_TRB	\$9,552,000.00	\$9,552,000.00	2.9529%
iEnergizer Limited - Term Loan	IENERGZRLD_TL	\$7,400,000.00	\$7,400,000.00	2.2876%
Merrill Communications LLC - Term Loan	MERILCOM_TL	\$11,444,824.88	\$11,444,824.88	3.5381%
Volume Holdings Inc - Term Loan	VOLMEHLDIN_TL	\$4,000,000.00	\$4,000,000.00	1.2366%
	Media: Advertising, Printing & Publishing Subtotal	\$32,396,824.88	\$32,396,824.88	10.0152%
Media: Broadcasting & Subscription				
SESAC Holdco II LLC - First Lien Term Loan	SESACHLDCO_FL	\$8,216,000.00	\$8,216,000.00	2.5399%
UniTek Global Services Inc - New Incremental Term Loan	UNITKGLB_NITL	\$2,948,630.87	\$2,948,630.87	0.9115%
UniTek Global Services Inc - New Incremental Term Loan PIK	UTKGSI_NITLPK	\$0.00	\$0.00	0.0000%
	Media: Broadcasting & Subscription Subtotal	\$11,164,630.87	\$11,164,630.87	3.4514%
Retail				
NexTag Inc - Term Loan	NEXTAGINC_TL	\$4,859,303.62	\$1,214,825.90	0.3756%
	Retail Subtotal	\$4,859,303.62	\$1,214,825.90	0.3756%
Services: Business				
Compucom Systems Inc - Term Loan	COMPUCOMSY_TL	\$6,678,229.85	\$6,678,229.85	2.0645%
Deltek Inc - First Lien Term Loan	DELTEKINC_FL	\$4,591,875.00	\$4,591,875.00	1.4195%
GlobalLogic Holdings Inc - Term Loan	GLOBALLOGC_TL	\$9,476,250.00	\$9,476,250.00	2.9295%
Presidio Inc - Term Loan	PRESIDIOIN_TL	\$3,456,250.00	\$3,456,250.00	1.0685%
SourceHOV LLC - First Lien Term B Loan	SOURCEHOV_FL	\$4,764,000.00	\$4,764,000.00	1.4727%
SourceHOV LLC - Second Lien Term Loan	SRCEHOV_SL	\$2,000,000.00	\$2,000,000.00	0.6183%
STG-Fairway Acquisitions Inc - First Lien Term Loan	FRSTADVCRP_FL	\$3,440,261.95	\$3,440,261.95	1.0635%
SumTotal Systems LLC - Second Lien Term Loan	SUMTOTLSYS_SL	\$11,250,000.00	\$11,250,000.00	3.4778%
	Services: Business Subtotal	\$45,656,866.80	\$45,656,866.80	14.1144%
Services: Consumer				
Edmentum Inc - First Lien Term Loan	EDMENTUM_FLTL	\$1,909,888.91	\$1,909,888.91	0.5904%
Jackson Hewitt Inc - Senior Secured Term Loan	JCKSNHWT_SSTL	\$8,936,405.55	\$8,936,405.55	2.7626%
Knowledge Universe Education LLC - Initial Term Loan	KNOWELEDGE_TLF	\$5,000,000.00	\$5,000,000.00	1.5457%
	Services: Consumer Subtotal	\$15,846,294.46	\$15,846,294.46	4.8987%
Telecommunications				
Arcent Technologies - First Lien Initial Term Loan	ARCNTTCHNL_TL	\$9,000,000.00	\$9,000,000.00	2.7823%
Integra Telecom Holdings Inc - Term B Loan	INTGTLCMH_TBL	\$4,316,400.00	\$4,316,400.00	1.3344%
TeleGuam Holdings LLC - Second Lien Term Loan	TELEGUAMHD_SL	\$5,312,500.00	\$5,312,500.00	1.6423%
	Telecommunications Subtotal	\$18,628,900.00	\$18,628,900.00	5.7590%
Transportation: Cargo				
JHCI Acquisition Inc - First Lien Term Loan	JACOBSON_1TL	\$8,605,227.34	\$8,605,227.34	2.6602%
New Breed Inc - Term Loan	NEWBREDINC_TL	\$5,863,003.13	\$5,863,003.13	1.8125%
	Transportation: Cargo Subtotal	\$14,468,230.47	\$14,468,230.47	4.4727%
Utilities: Electric				
CRCI Holdings Inc - Delayed Draw Term Loan	CRCHOLDG_DDTL	\$1,687,500.00	\$1,687,500.00	0.5217%
CRCI Holdings Inc - Dollar Term Loan	CRCIHLDG_USTL	\$5,783,437.50	\$5,783,437.50	1.7879%
	Utilities: Electric Subtotal	\$7,470,937.50	\$7,470,937.50	2.3096%
	Grand Total	\$312,605,505.11	\$308,961,027.40	95.5126%

Portfolio Assets: S&P Industry Information

Security	Security ID	Principal Balance	Principal Balance for Conc Lim.	% of APA
Automotive				
ASP HHI Acquisition Co Inc - Additional Term Loan	ASPHHIACQ_RTL	\$6,012,881.40	\$6,012,881.40	1.8588%
Waupaca Foundry Inc - Tranche A-1 Loan	WAUPACFND_TA1	\$9,106,806.42	\$9,106,806.42	2.8153%
	Automotive Subtotal	\$15,119,687.83	\$15,119,687.83	4.6741%
Business equipment & services				
Compucom Systems Inc - Term Loan	COMPUCOMSY_TL	\$6,678,229.85	\$6,678,229.85	2.0645%
Deltek Inc - First Lien Term Loan	DELTEKINC_FL	\$4,591,875.00	\$4,591,875.00	1.4195%
Edmentum Inc - First Lien Term Loan	EDMENTUM_FLTL	\$1,909,888.91	\$1,909,888.91	0.5904%
GlobalLogic Holdings Inc - Term Loan	GLOBALLOGC_TL	\$9,476,250.00	\$9,476,250.00	2.9295%
Presidio Inc - Term Loan	PRESIDIOIN_TL	\$3,456,250.00	\$3,456,250.00	1.0685%
SourceHOV LLC - First Lien Term B Loan	SOURCEHOV_FL	\$4,764,000.00	\$4,764,000.00	1.4727%
SourceHOV LLC - Second Lien Term Loan	SRCEHOV_SL	\$2,000,000.00	\$2,000,000.00	0.6183%
STG-Fairway Acquisitions Inc - First Lien Term Loan	FRSTADVCRP_FL	\$3,440,261.95	\$3,440,261.95	1.0635%
SumTotal Systems LLC - Second Lien Term Loan	SUMTOTLSYS_SL	\$11,250,000.00	\$11,250,000.00	3.4778%
	Business equipment & services Subtotal	\$47,566,755.71	\$47,566,755.71	14.7048%
Cable & satellite television				
UniTek Global Services Inc - New Incremental Term Loan	UNITKGLB_NITL	\$2,948,630.87	\$2,948,630.87	0.9115%
UniTek Global Services Inc - New Incremental Term Loan PIK	UTKGSI_NITLPK	\$0.00	\$0.00	0.0000%
	Cable & satellite television Subtotal	\$2,948,630.87	\$2,948,630.87	0.9115%
Clothing/textiles				
Renfro Corporation - Tranche B Term Loan	RENFRO_TLB	\$2,633,333.34	\$2,633,333.34	0.8141%
	Clothing/textiles Subtotal	\$2,633,333.34	\$2,633,333.34	0.8141%
Containers & glass products				
Packaging Coordinators Inc - First Lien Term Loan B	PCKNGCOORD_FL	\$4,962,500.00	\$4,962,500.00	1.5341%
	Containers & glass products Subtotal	\$4,962,500.00	\$4,962,500.00	1.5341%
Electronics/electrical				
Attachmate Corporation - First Lien Term Loan	ATTCHMTE_FL	\$5,089,179.91	\$5,089,179.91	1.5733%
Attachmate Corporation - Second Lien Term Loan	ATCHMTECRP_SL	\$7,000,000.00	\$7,000,000.00	2.1640%
Help Systems Holdings Inc - First Lien Initial Term Loan	HELPSYS_TL	\$9,552,000.00	\$9,552,000.00	2.9529%
SafeNet Inc - First Lien Initial Term Loan	SAFENET_FL	\$9,500,000.00	\$9,500,000.00	2.9368%
Serena Software Inc - Term Loan	SERENASFTW_TL	\$9,500,000.00	\$9,500,000.00	2.9368%
Stratus Technologies Inc - Initial Term Loan	STRATSTCH_ITL	\$11,000,000.00	\$11,000,000.00	3.4006%
Vision Solutions Inc - First Lien Term Loan	VISNSOLUT_TLB	\$3,604,800.36	\$3,604,800.36	1.1144%
Vision Solutions Inc - Second Lien Term Loan	VISNSOLT_SLTL	\$5,600,000.00	\$5,600,000.00	1.7312%
	Electronics/electrical Subtotal	\$60,845,980.27	\$60,845,980.27	18.8100%
Financial intermediaries				
Ascensus Inc - First Lien Initial Term Loan	ASCENSUS_FL	\$9,473,750.00	\$9,473,750.00	2.9287%
First American Payment Systems - First Lien Term Loan	1STAMRPYMT_FL	\$3,424,000.00	\$3,424,000.00	1.0585%
First American Payment Systems - Second Lien Term Loan	1STAMRPYMT_SL	\$5,600,000.00	\$5,600,000.00	1.7312%
First Data Corp - 2018B New Term Loan	1STDAT_18BNTL	\$480,952.38	\$480,952.38	0.1487%
First Data Corp - 2021 Extended USD Term Loan	FDATC_2021EXTL	\$9,050,721.38	\$9,050,721.38	2.7980%
Mercury Payment Systems LLC - Term Loan	MRCRYPYMT_TL	\$984,873.95	\$984,873.95	0.3045%
NAB Holdings LLC - Term Loan	NABHLLC_FLTL	\$9,500,000.00	\$9,500,000.00	2.9368%

	Financial intermediaries Subtotal	\$38,514,297.71	\$38,514,297.71	11.9064%
Health care				
Generic Drug Holdings Inc - Term B-1 Loan	GNRCDRGH_TB1L	\$3,473,750.00	\$3,473,750.00	1.0739%
Healogics Inc - First Lien Term B Loan	HEALOGICS_FL	\$3,300,000.00	\$3,300,000.00	1.0202%
Healogics Inc - Second Lien Term Loan	HEALOGICIN_SL	\$4,000,000.00	\$4,000,000.00	1.2366%
	Health care Subtotal	\$10,773,750.00	\$10,773,750.00	3.3306%
Leisure goods/activities/movies				
Knowledge Universe Education LLC - Initial Term Loan	KNOWELEDGE_TLF	\$5,000,000.00	\$5,000,000.00	1.5457%
Topps Company (The) - Term Loan	TOPSCOMPNY_TL	\$6,683,250.00	\$6,683,250.00	2.0661%
	Leisure goods/activities/movies Subtotal	\$11,683,250.00	\$11,683,250.00	3.6118%
Lodging & casinos				
Travel Leaders Group LLC - Tranche B Term Loan	TRVLLEADR_TL	\$9,480,000.00	\$9,480,000.00	2.9307%
	Lodging & casinos Subtotal	\$9,480,000.00	\$9,480,000.00	2.9307%
Publishing				
Arsloane Acquisition LLC - First Lien Tranche B Term Loan	ARSLAONE_TRB	\$9,552,000.00	\$9,552,000.00	2.9529%
iEnergizer Limited - Term Loan	IENERGZRLD_TL	\$7,400,000.00	\$7,400,000.00	2.2876%
Merrill Communications LLC - Term Loan	MERILCOM_TL	\$11,444,824.88	\$11,444,824.88	3.5381%
Volume Holdings Inc - Term Loan	VOLMEHLDIN_TL	\$4,000,000.00	\$4,000,000.00	1.2366%
	Publishing Subtotal	\$32,396,824.88	\$32,396,824.88	10.0152%
Radio & Television				
SESAC Holdco II LLC - First Lien Term Loan	SESACHLDCO_FL	\$8,216,000.00	\$8,216,000.00	2.5399%
	Radio & Television Subtotal	\$8,216,000.00	\$8,216,000.00	2.5399%
Retailers (except food & drug)				
ABB Con-Cise Optical Group LLC - Term B-1 Loan	ABBCONCSE_TB1	\$6,567,100.34	\$6,567,100.34	2.0302%
Jackson Hewitt Inc - Senior Secured Term Loan	JCKSNHWT_SSTL	\$8,936,405.55	\$8,936,405.55	2.7626%
NexTag Inc - Term Loan	NEXTAGINC_TL	\$4,859,303.62	\$1,214,825.90	0.3756%
Sportsman's Warehouse Inc - First Out Term Loan	SPRTSMNW_FOTL	\$6,533,617.02	\$6,533,617.02	2.0198%
	Retailers (except food & drug) Subtotal	\$26,896,426.53	\$23,251,948.81	7.1881%
Surface transport				
JHCI Acquisition Inc - First Lien Term Loan	JACOBSON_1TL	\$8,605,227.34	\$8,605,227.34	2.6602%
New Breed Inc - Term Loan	NEWBREDINC_TL	\$5,863,003.13	\$5,863,003.13	1.8125%
	Surface transport Subtotal	\$14,468,230.47	\$14,468,230.47	4.4727%
Telecommunications				
Aricent Technologies - First Lien Initial Term Loan	ARCNTTCHNL_TL	\$9,000,000.00	\$9,000,000.00	2.7823%
Integra Telecom Holdings Inc - Term B Loan	INTGTLCMH_TBL	\$4,316,400.00	\$4,316,400.00	1.3344%
TeleGuam Holdings LLC - Second Lien Term Loan	TELEGUAMHD_SL	\$5,312,500.00	\$5,312,500.00	1.6423%
	Telecommunications Subtotal	\$18,628,900.00	\$18,628,900.00	5.7590%
Utilities				
CRCI Holdings Inc - Delayed Draw Term Loan	CRCHOLDG_DDTL	\$1,687,500.00	\$1,687,500.00	0.5217%
CRCI Holdings Inc - Dollar Term Loan	CRCIHLDG_USTL	\$5,783,437.50	\$5,783,437.50	1.7879%
	Utilities Subtotal	\$7,470,937.50	\$7,470,937.50	2.3096%
	Grand Total	\$312,605,505.11	\$308,961,027.40	95.5126%

Portfolio Assets: Affiliated Issuers

Security	Security ID	Principal Balance	Moody's Region	Country	Moody's Country Rating	Sovereign	Moody's DP Rating	S&P Rating	Security Type
ABB Con-Cise Optical Group LLC									
ABB Con-Cise Optical Group LLC - Term B-1 Loan	ABBCONCSE_TB1	\$6,567,100.34		United States	Aaa	No	B2	B	Loan
ABB Con-Cise Optical Group LLC Subtotal		\$6,567,100.34							
Aricent Technologies									
Aricent Technologies - First Lien Initial Term Loan	ARCNTTCHNL_TL	\$9,000,000.00		United States	Aaa	No	B2	B	Loan
Aricent Technologies Subtotal		\$9,000,000.00							
Arsloane Acquisition LLC									
Arsloane Acquisition LLC - First Lien Tranche B Term Loan	ARSLOANE_TRB	\$9,552,000.00		United States	Aaa	No	B2	B+	Loan
Arsloane Acquisition LLC Subtotal		\$9,552,000.00							
Ascensus Inc									
Ascensus Inc - First Lien Initial Term Loan	ASCENSUS_FL	\$9,473,750.00		United States	Aaa	No	B2	B	Loan
Ascensus Inc Subtotal		\$9,473,750.00							
ASP HHI Acquisition Co Inc									
ASP HHI Acquisition Co Inc - Additional Term Loan	ASPHHIACQ_RTL	\$6,012,881.40		United States	Aaa	No	B2	B+	Loan
ASP HHI Acquisition Co Inc Subtotal		\$6,012,881.40							
Attachmate Corporation									
Attachmate Corporation - First Lien Term Loan	ATTCHMTE_FL	\$5,089,179.91		United States	Aaa	No	B2	B	Loan
Attachmate Corporation - Second Lien Term Loan	ATCHMTECRP_SL	\$7,000,000.00		United States	Aaa	No	B2	B	Loan
Attachmate Corporation Subtotal		\$12,089,179.91							
Compucom Systems Inc									
Compucom Systems Inc - Term Loan	COMPUCOMSY_TL	\$6,678,229.85		United States	Aaa	No	B2	B	Loan
Compucom Systems Inc Subtotal		\$6,678,229.85							
CRCI Holdings Inc									
CRCI Holdings Inc - Delayed Draw Term Loan	CRCHOLDG_DDTL	\$1,687,500.00		United States	Aaa	No	B3	***	Loan
CRCI Holdings Inc - Dollar Term Loan	CRCIHLDG_USTL	\$5,783,437.50		United States	Aaa	No	B3	***	Loan
CRCI Holdings Inc Subtotal		\$7,470,937.50							
Deltek Inc									
Deltek Inc - First Lien Term Loan	DELTEKINC_FL	\$4,591,875.00		United States	Aaa	No	B3	B	Loan
Deltek Inc Subtotal		\$4,591,875.00							
Edmentum Inc									
Edmentum Inc - First Lien Term Loan	EDMENTUM_FLTL	\$1,909,888.91		United States	Aaa	No	B2	B	Loan
Edmentum Inc Subtotal		\$1,909,888.91							
First American Payment Systems									
First American Payment Systems - First Lien Term Loan	1STAMPYMT_FL	\$3,424,000.00		United States	Aaa	No	B2	B	Loan
First American Payment Systems - Second Lien Term Loan	1STAMPYMT_SL	\$5,600,000.00		United States	Aaa	No	Caa1	B	Loan
First American Payment Systems Subtotal		\$9,024,000.00							

Security	Security ID	Principal Balance	Moody's Region	Country	Moody's Country Rating	Sovereign	Moody's DP Rating	S&P Rating	Security Type
First Data Corp									
First Data Corp - 2018B New Term Loan	1STDAT_18BNTL	\$480,952.38		United States	Aaa	No	B3	B	Loan
First Data Corp - 2021 Extended USD Term Loan	FDATC_2021EXTL	\$9,050,721.38		United States	Aaa	No	B3	B	Loan
First Data Corp Subtotal		\$9,531,673.76							
Generic Drug Holdings Inc									
Generic Drug Holdings Inc - Term B-1 Loan	GNRCDRGH_TB1L	\$3,473,750.00		United States	Aaa	No	B2	B	Loan
Generic Drug Holdings Inc Subtotal		\$3,473,750.00							
GlobalLogic Holdings Inc									
GlobalLogic Holdings Inc - Term Loan	GLOBALLOGC_TL	\$9,476,250.00		United States	Aaa	No	B3	B	Loan
GlobalLogic Holdings Inc Subtotal		\$9,476,250.00							
Healogics Inc									
Healogics Inc - First Lien Term B Loan	HEALOGICS_FL	\$3,300,000.00		United States	Aaa	No	B3	B-	Loan
Healogics Inc - Second Lien Term Loan	HEALOGICIN_SL	\$4,000,000.00		United States	Aaa	No	Caa2	B-	Loan
Healogics Inc Subtotal		\$7,300,000.00							
Help Systems Holdings Inc									
Help Systems Holdings Inc - First Lien Initial Term Loan	HELPSYS_TL	\$9,552,000.00		United States	Aaa	No	***	B	Loan
Help Systems Holdings Inc Subtotal		\$9,552,000.00							
iEnergizer Limited									
iEnergizer Limited - Term Loan	IENERGZRLD_TL	\$7,400,000.00		United Kingdom		No	B2	B	Loan
iEnergizer Limited Subtotal		\$7,400,000.00							
Integra Telecom Holdings Inc									
Integra Telecom Holdings Inc - Term B Loan	INTGTLCMH_TBL	\$4,316,400.00		United States	Aaa	No	B3	B+	Loan
Integra Telecom Holdings Inc Subtotal		\$4,316,400.00							
Jackson Hewitt Inc									
Jackson Hewitt Inc - Senior Secured Term Loan	JCKSNHWT_SSTL	\$8,936,405.55		United States	Aaa	No	***	***	Loan
Jackson Hewitt Inc Subtotal		\$8,936,405.55							
JHCI Acquisition Inc									
JHCI Acquisition Inc - First Lien Term Loan	JACOBSON_1TL	\$8,605,227.34		United States	Aaa	No	B3	B-	Loan
JHCI Acquisition Inc Subtotal		\$8,605,227.34							
Knowledge Universe Education LLC									
Knowledge Universe Education LLC - Initial Term Loan	KNOWELEDGE_TLF	\$5,000,000.00		United States	Aaa	No	B3	B	Loan
Knowledge Universe Education LLC Subtotal		\$5,000,000.00							
Mercury Payment Systems LLC									
Mercury Payment Systems LLC - Term Loan	MRCRYPYMT_TL	\$984,873.95		United States	Aaa	No	B1	B+	Loan
Mercury Payment Systems LLC Subtotal		\$984,873.95							
Merrill Communications LLC									
Merrill Communications LLC - Term Loan	MERILCOM_TL	\$11,444,824.88		United States	Aaa	No	B3	B	Loan
Merrill Communications LLC Subtotal		\$11,444,824.88							
NAB Holdings LLC									

Security	Security ID	Principal Balance	Moody's Region	Country	Moody's Country Rating	Sovereign	Moody's DP Rating	S&P Rating	Security Type
NAB Holdings LLC - Term Loan	NABHLLC_FLTL	\$9,500,000.00		United States	Aaa	No	B1	BB-	Loan
NAB Holdings LLC Subtotal		\$9,500,000.00							
New Breed Inc									
New Breed Inc - Term Loan	NEWBREDINC_TL	\$5,863,003.13		United States	Aaa	No	B2	B	Loan
New Breed Inc Subtotal		\$5,863,003.13							
NexTag Inc									
NexTag Inc - Term Loan	NEXTAGINC_TL	\$4,859,303.62		United States	Aaa	No	Caa2	CCC	Loan
NexTag Inc Subtotal		\$4,859,303.62							
Packaging Coordinators Inc									
Packaging Coordinators Inc - First Lien Term Loan B	PCKNGCOORD_FL	\$4,962,500.00		United States	Aaa	No	B3	***	Loan
Packaging Coordinators Inc Subtotal		\$4,962,500.00							
Presidio Inc									
Presidio Inc - Term Loan	PRESIDIOIN_TL	\$3,456,250.00		United States	Aaa	No	B1	B+	Loan
Presidio Inc Subtotal		\$3,456,250.00							
Renfro Corporation									
Renfro Corporation - Tranche B Term Loan	RENFRO_TLB	\$2,633,333.34		United States	Aaa	No	B2	B	Loan
Renfro Corporation Subtotal		\$2,633,333.34							
SafeNet Inc									
SafeNet Inc - First Lien Initial Term Loan	SAFENET_FL	\$9,500,000.00		United States	Aaa	No	B2	B	Loan
SafeNet Inc Subtotal		\$9,500,000.00							
Serena Software Inc									
Serena Software Inc - Term Loan	SERENASFTW_TL	\$9,500,000.00		United States	Aaa	No	B2	B	Loan
Serena Software Inc Subtotal		\$9,500,000.00							
SESAC Holdco II LLC									
SESAC Holdco II LLC - First Lien Term Loan	SESACHLDCO_FL	\$8,216,000.00		United States	Aaa	No	B2	B	Loan
SESAC Holdco II LLC Subtotal		\$8,216,000.00							
SourceHOV LLC									
SourceHOV LLC - First Lien Term B Loan	SOURCEHOV_FL	\$4,764,000.00		United States	Aaa	No	B2	B	Loan
SourceHOV LLC - Second Lien Term Loan	SRCEHOV_SL	\$2,000,000.00		United States	Aaa	No	Caa1	B	Loan
SourceHOV LLC Subtotal		\$6,764,000.00							
Sportsman's Warehouse Inc									
Sportsman's Warehouse Inc - First Out Term Loan	SPRTSMNW_FOTL	\$6,533,617.02		United States	Aaa	No	B2	B+	Loan
Sportsman's Warehouse Inc Subtotal		\$6,533,617.02							
STG-Fairway Acquisitions Inc									
STG-Fairway Acquisitions Inc - First Lien Term Loan	FRSTADVCRP_FL	\$3,440,261.95		United States	Aaa	No	***	B-	Loan
STG-Fairway Acquisitions Inc Subtotal		\$3,440,261.95							
Stratus Technologies Inc									
Stratus Technologies Inc - Initial Term Loan	STRATSTCH_ITL	\$11,000,000.00		United States	Aaa	No	B2	B+	Loan

Stratus Technologies Inc Subtotal		\$11,000,000.00							
SumTotal Systems LLC									
SumTotal Systems LLC - Second Lien Term Loan	SUMTOTLSYS_SL	\$11,250,000.00	United States	Aaa	No	Caa1	B	Loan	
SumTotal Systems LLC Subtotal		\$11,250,000.00							
TeleGuam Holdings LLC									
TeleGuam Holdings LLC - Second Lien Term Loan	TELEGUAMHD_SL	\$5,312,500.00	United States	Aaa	No	***	B	Loan	
TeleGuam Holdings LLC Subtotal		\$5,312,500.00							
Topps Company (The)									
Topps Company (The) - Term Loan	TOPSCOMPNY_TL	\$6,683,250.00	United States	Aaa	No	B2	B	Loan	
Topps Company (The) Subtotal		\$6,683,250.00							
Travel Leaders Group LLC									
Travel Leaders Group LLC - Tranche B Term Loan	TRVLLEADR_TL	\$9,480,000.00	United States	Aaa	No	B2	B+	Loan	
Travel Leaders Group LLC Subtotal		\$9,480,000.00							
UniTek Global Services Inc									
UniTek Global Services Inc - New Incremental Term Loan	UNITKGLB_NITL	\$2,948,630.87	United States	Aaa	No	Caa2	CCC+	Loan	
UniTek Global Services Inc - New Incremental Term Loan PIK	UTKGSI_NITLPK	\$0.00	United States	Aaa	No	Caa2	CCC+	Loan	
UniTek Global Services Inc Subtotal		\$2,948,630.87							
Vision Solutions Inc									
Vision Solutions Inc - First Lien Term Loan	VISNSOLUT_TLB	\$3,604,800.36	United States	Aaa	No	B2	B+	Loan	
Vision Solutions Inc - Second Lien Term Loan	VISNSOLT_SLTL	\$5,600,000.00	United States	Aaa	No	Caa1	B+	Loan	
Vision Solutions Inc Subtotal		\$9,204,800.36							
Volume Holdings Inc									
Volume Holdings Inc - Term Loan	VOLMEHLDIN_TL	\$4,000,000.00	United States	Aaa	No	Caa1	B	Loan	
Volume Holdings Inc Subtotal		\$4,000,000.00							
Waupaca Foundry Inc									
Waupaca Foundry Inc - Tranche A-1 Loan	WAUPACFND_TA1	\$9,106,806.42	United States	Aaa	No	B1	B+	Loan	
Waupaca Foundry Inc Subtotal		\$9,106,806.42							
Grand Total		\$312,605,505.11							

Portfolio Assets: Country Information

Region	Moody Country Rating	S&P Country Rating	Security	Asset Type	Security ID	Sovereign	Country Group	Principal Balance	% of APB
United Kingdom									
			iEnergizer Limited - Term Loan	Loan	IENERGZRLD_TL	No	Group I	\$7,400,000.00	2.3672%
United Kingdom Subtotal								\$7,400,000.00	2.3672%
United States									
Aaa	AA+		ABB Con-Cise Optical Group LLC - Term B-1 Loan	Loan	ABBCONCSE_TB1	No		\$6,567,100.34	2.1008%
Aaa	AA+		Aricent Technologies - First Lien Initial Term Loan	Loan	ARCNTTCHNL_TL	No		\$9,000,000.00	2.8790%
Aaa	AA+		Arsloane Acquisition LLC - First Lien Tranche B Term Loan	Loan	ARSLOANE_TRB	No		\$9,552,000.00	3.0556%
Aaa	AA+		Ascensus Inc - First Lien Initial Term Loan	Loan	ASCENSUS_FL	No		\$9,473,750.00	3.0306%
Aaa	AA+		ASP HHI Acquisition Co Inc - Additional Term Loan	Loan	ASPHIACQ_RTL	No		\$6,012,881.40	1.9235%
Aaa	AA+		Attachmate Corporation - First Lien Term Loan	Loan	ATTCHMTE_FL	No		\$5,089,179.91	1.6280%
Aaa	AA+		Attachmate Corporation - Second Lien Term Loan	Loan	ATCHMTECRP_SL	No		\$7,000,000.00	2.2392%
Aaa	AA+		Compucom Systems Inc - Term Loan	Loan	COMPUCOMSY_TL	No		\$6,678,229.85	2.1363%
Aaa	AA+		CRCI Holdings Inc - Delayed Draw Term Loan	Loan	CRCHOLDG_DDTL	No		\$1,687,500.00	0.5398%
Aaa	AA+		CRCI Holdings Inc - Dollar Term Loan	Loan	CRCIHLDG_USTL	No		\$5,783,437.50	1.8501%
Aaa	AA+		Deltek Inc - First Lien Term Loan	Loan	DELTEKINC_FL	No		\$4,591,875.00	1.4689%
Aaa	AA+		Edmentum Inc - First Lien Term Loan	Loan	EDMENTUM_FLTL	No		\$1,909,888.91	0.6110%
Aaa	AA+		First American Payment Systems - First Lien Term Loan	Loan	1STAMRPYMT_FL	No		\$3,424,000.00	1.0953%
Aaa	AA+		First American Payment Systems - Second Lien Term Loan	Loan	1STAMRPYMT_SL	No		\$5,600,000.00	1.7914%
Aaa	AA+		First Data Corp - 2018B New Term Loan	Loan	1STDAT_18BNTL	No		\$480,952.38	0.1539%
Aaa	AA+		First Data Corp - 2021 Extended USD Term Loan	Loan	FDATC_2021EXTL	No		\$9,050,721.38	2.8953%
Aaa	AA+		Generic Drug Holdings Inc - Term B-1 Loan	Loan	GNRCDRGH_TB1L	No		\$3,473,750.00	1.1112%
Aaa	AA+		GlobalLogic Holdings Inc - Term Loan	Loan	GLOBALLOGC_TL	No		\$9,476,250.00	3.0314%
Aaa	AA+		Healogics Inc - First Lien Term B Loan	Loan	HEALOGICS_FL	No		\$3,300,000.00	1.0556%
Aaa	AA+		Healogics Inc - Second Lien Term Loan	Loan	HEALOGICIN_SL	No		\$4,000,000.00	1.2796%
Aaa	AA+		Help Systems Holdings Inc - First Lien Initial Term Loan	Loan	HELPSYS_TL	No		\$9,552,000.00	3.0556%
Aaa	AA+		Integra Telecom Holdings Inc - Term B Loan	Loan	INTGTLCMH_TBL	No		\$4,316,400.00	1.3808%
Aaa	AA+		Jackson Hewitt Inc - Senior Secured Term Loan	Loan	JCKSNHWT_SSTL	No		\$8,936,405.55	2.8587%
Aaa	AA+		JHCI Acquisition Inc - First Lien Term Loan	Loan	JACOBSON_1TL	No		\$8,605,227.34	2.7527%
Aaa	AA+		Knowledge Universe Education LLC - Initial Term Loan	Loan	KNOWELEDGE_TLF	No		\$5,000,000.00	1.5995%
Aaa	AA+		Mercury Payment Systems LLC - Term Loan	Loan	MRCRYPYMT_TL	No		\$984,873.95	0.3151%
Aaa	AA+		Merrill Communications LLC - Term Loan	Loan	MERILCOM_TL	No		\$11,444,824.88	3.6611%
Aaa	AA+		NAB Holdings LLC - Term Loan	Loan	NABHLLC_FLTL	No		\$9,500,000.00	3.0390%
Aaa	AA+		New Breed Inc - Term Loan	Loan	NEWBREDINC_TL	No		\$5,863,003.13	1.8755%
Aaa	AA+		NexTag Inc - Term Loan	Loan	NEXTAGINC_TL	No		\$4,859,303.62	1.5545%
Aaa	AA+		Packaging Coordinators Inc - First Lien Term Loan B	Loan	PCKNGCOORD_FL	No		\$4,962,500.00	1.5875%
Aaa	AA+		Presidio Inc - Term Loan	Loan	PRESIDIOIN_TL	No		\$3,456,250.00	1.1056%
Aaa	AA+		Renfro Corporation - Tranche B Term Loan	Loan	RENFRO_TLB	No		\$2,633,333.34	0.8424%
Aaa	AA+		SafeNet Inc - First Lien Initial Term Loan	Loan	SAFENET_FL	No		\$9,500,000.00	3.0390%
Aaa	AA+		Serena Software Inc - Term Loan	Loan	SERENASFTW_TL	No		\$9,500,000.00	3.0390%
Aaa	AA+		SESAC Holdco II LLC - First Lien Term Loan	Loan	SESACHLDSCO_FL	No		\$8,216,000.00	2.6282%
Aaa	AA+		SourceHOV LLC - First Lien Term B Loan	Loan	SOURCEHOV_FL	No		\$4,764,000.00	1.5240%
Aaa	AA+		SourceHOV LLC - Second Lien Term Loan	Loan	SRCEHOV_SL	No		\$2,000,000.00	0.6398%
Aaa	AA+		Sportsman's Warehouse Inc - First Out Term Loan	Loan	SPRTSMNW_FOTL	No		\$6,533,617.02	2.0901%
Aaa	AA+		STG-Fairway Acquisitions Inc - First Lien Term Loan	Loan	FRSTADVCRP_FL	No		\$3,440,261.95	1.1005%
Aaa	AA+		Stratus Technologies Inc - Initial Term Loan	Loan	STRATSTCH_ITL	No		\$11,000,000.00	3.5188%
Aaa	AA+		SumTotal Systems LLC - Second Lien Term Loan	Loan	SUMTOTLSYS_SL	No		\$11,250,000.00	3.5988%
Aaa	AA+		TeleGuam Holdings LLC - Second Lien Term Loan	Loan	TELEGUAMHD_SL	No		\$5,312,500.00	1.6994%
Aaa	AA+		Topps Company (The) - Term Loan	Loan	TOPSCOMPNY_TL	No		\$6,683,250.00	2.1379%

Region	Moody Country Rating	S&P Country Rating	Security	Asset Type	Security ID	Sovereign	Country Group	Principal Balance	% of APB
	Aaa	AA+	Travel Leaders Group LLC - Tranche B Term Loan	Loan	TRVLLEADR_TL	No		\$9,480,000.00	3.0326%
	Aaa	AA+	UniTek Global Services Inc - New Incremental Term Loan	Loan	UNITKGLB_NITL	No		\$2,948,630.87	0.9432%
	Aaa	AA+	UniTek Global Services Inc - New Incremental Term Loan PIK	Loan	UTKGSI_NITLPK	No		\$0.00	0.0000%
	Aaa	AA+	Vision Solutions Inc - First Lien Term Loan	Loan	VISNSOLUT_TLB	No		\$3,604,800.36	1.1531%
	Aaa	AA+	Vision Solutions Inc - Second Lien Term Loan	Loan	VISNSOLT_SLTL	No		\$5,600,000.00	1.7914%
	Aaa	AA+	Volume Holdings Inc - Term Loan	Loan	VOLMEHLDIN_TL	No		\$4,000,000.00	1.2796%
	Aaa	AA+	Waupaca Foundry Inc - Tranche A-1 Loan	Loan	WAUPACFND_TA1	No		\$9,106,806.42	2.9132%
United States Subtotal								\$305,205,505.11	97.6328%
Grand Total								\$312,605,505.11	100.0000%

Portfolio Assets: Discretionary Reason For Sale

Report Summary

**Discretionary Sale
Denominator**

\$160,967,453.61

Report Total

\$12,518,664.93

% of DSD

7.78%

Requirement

<= 20.00%

PASS

Issuer	Asset	Reason For Sale	Sale Date	Trade Amount
ABB Con-Cise Optical Group LLC	Retired - Term Loan	Discretionary	08-Jan-2013	\$1,500,000.00
CHS/Community Health Systems Inc	Retired Extended Term Loan	Discretionary	04-Apr-2013	\$5,000,000.00
Infor (US) Inc	Retired - Tranche B-2 Term Loan	Discretionary	11-Jul-2013	\$2,708,978.75
Orbitz Worldwide Inc	Retired - Tranche C Term Loan	Discretionary	09-Apr-2013	\$533,333.33
Rovi Solutions Corp	Tranche B-3 Loan	Discretionary	18-Apr-2013	\$2,776,352.85
Grand Total				\$12,518,664.93

Portfolio Assets: Moody's Rating via RiskCalc Application

As of Date	03-Jun-2014
Reinvestment End Date	25-Aug-2016
Collateral Principal Amount	\$323,476,689.11
20% of Collateral Principal Amount	\$64,695,337.82
Collateral Obligations with a Moody's Rating previously determined by Moody's RiskCalc	\$0.00
Collateral Obligations with a Moody's Rating determined by Moody's RiskCalc	\$0.00
Requirement	\$64,695,337.82
Result	PASS

No records matched the report criteria or there is no data available.

Portfolio Assets: S&P Rating Information

Security	Asset Type	Security Level	SP Rating Source	DIP Obligation	Current Pay Obligation	Distressed Exchange Offer	Principal Balance	Type	SP Security Rating	SP Corporate Rating	Rating Estimate - SP	S&P Rating BF CW	Credit Watch	S&P Rating AF CW
ABB Con-Cise Optical Group LLC - Term B-1 Loan	Loan	Senior Secured	Issuer Credit Rating	No	No	No	\$6,567,100.34		B	B		B		B
Aricent Technologies - First Lien Initial Term Loan	Loan	Senior Secured	Issuer Credit Rating	No	No	No	\$9,000,000.00		B+	B		B		B
Arslone Acquisition LLC - First Lien Tranche B Term Loan	Loan	Senior Secured	Issuer Credit Rating	No	No	No	\$9,552,000.00			B+		B+		B+
Ascensus Inc - First Lien Initial Term Loan	Loan	Senior Secured	Issuer Credit Rating	No	No	No	\$9,473,750.00		B+	B		B		B
ASP HHI Acquisition Co Inc - Additional Term Loan	Loan	Senior Secured	Issuer Credit Rating	No	No	No	\$6,012,881.40		B+	B+		B+		B+
Attachmate Corporation - First Lien Term Loan	Loan	Senior Secured	Issuer Credit Rating	No	No	No	\$5,089,179.91		BB-	B	BB-	B		B
Attachmate Corporation - Second Lien Term Loan	Loan	Second Lien	Issuer Credit Rating	No	No	No	\$7,000,000.00		BB-	B	BB-	B		B
Compucom Systems Inc - Term Loan	Loan	Senior Secured	Issuer Credit Rating	No	No	No	\$6,678,229.85		B	B		B	NM	B
CRCI Holdings Inc - Delayed Draw Term Loan	Loan	Senior Secured	Rating Estimate	No	No	No	\$1,687,500.00	Per Clause (iii)(b)	***	***	***	***		***
CRCI Holdings Inc - Dollar Term Loan	Loan	Senior Secured	Rating Estimate	No	No	No	\$5,783,437.50	Per Clause (iii)(b)	***	***	***	***		***
Deltek Inc - First Lien Term Loan	Loan	Senior Secured	Issuer Credit Rating	No	No	No	\$4,591,875.00			B		B	NM	B
Edmentum Inc - First Lien Term Loan	Loan	Senior Secured	Rating Estimate	No	No	No	\$1,909,888.91		BB-	NR	B	B		B
First American Payment Systems - First Lien Term Loan	Loan	Senior Secured	Issuer Credit Rating	No	No	No	\$3,424,000.00		B	B		B		B
First American Payment Systems - Second Lien Term Loan	Loan	Second Lien	Issuer Credit Rating	No	No	No	\$5,600,000.00		CCC+	B	CCC+	B		B
First Data Corp - 2018B New Term Loan	Loan	Senior Secured	Issuer Credit Rating	No	No	No	\$480,952.38		B+	B		B		B
First Data Corp - 2021 Extended USD Term Loan	Loan	Senior Secured	Issuer Credit Rating	No	No	No	\$9,050,721.38		B+	B		B		B
Generic Drug Holdings Inc - Term B-1 Loan	Loan	Senior Secured	Issuer Credit Rating	No	No	No	\$3,473,750.00		B	B		B		B
GlobalLogic Holdings Inc - Term Loan	Loan	Senior Secured	Issuer Credit Rating	No	No	No	\$9,476,250.00		B+	B	B	B		B
Healogics Inc - First Lien Term B Loan	Loan	Senior Secured	Issuer Credit Rating	No	No	No	\$3,300,000.00		B	B		B	NEG	B-
Healogics Inc - Second Lien Term Loan	Loan	Second Lien	Issuer Credit Rating	No	No	No	\$4,000,000.00		CCC+	B		B	NEG	B-
Help Systems Holdings Inc - First Lien Initial Term Loan	Loan	Senior Secured	Rating Estimate	No	No	No	\$9,552,000.00				B	B		B
iEnergizer Limited - Term Loan	Loan	Senior Secured	Issuer Credit Rating	No	No	No	\$7,400,000.00		B	B		B		B
Integra Telecom Holdings Inc - Term B Loan	Loan	Senior Secured	Issuer Credit Rating	No	No	No	\$4,316,400.00		B+	B+	B+	B	NM	B+
Jackson Hewitt Inc - Senior Secured Term Loan	Loan	Senior Secured	Rating Estimate	No	No	No	\$8,936,405.55	Shadow	***	***	***	***		***
JHCI Acquisition Inc - First Lien Term Loan	Loan	Senior Secured	Issuer Credit Rating	No	No	No	\$8,605,227.34		B-	B-		B-	NM	B-
Knowledge Universe Education LLC - Initial Term Loan	Loan	Senior Secured	Issuer Credit Rating	No	No	No	\$5,000,000.00		B	B		B		B
Mercury Payment Systems LLC - Term Loan	Loan	Senior Secured	Issuer Credit Rating	No	No	No	\$984,873.95		BB-	B+		B+		B+
Merrill Communications LLC - Term Loan	Loan	Senior Secured	Issuer Credit Rating	No	No	No	\$11,444,824.88		B+	B		B	NM	B
NAB Holdings LLC - Term Loan	Loan	Senior Secured	Issuer Credit Rating	No	No	No	\$9,500,000.00		BB	BB-		BB-		BB-
New Breed Inc - Term Loan	Loan	Senior Secured	Issuer Credit Rating	No	No	No	\$5,863,003.13		B	B		B		B
NexTag Inc - Term Loan	Loan	Senior Secured	Issuer Credit Rating	No	No	No	\$4,859,303.62		CCC	CCC	CCC	CCC	NM	CCC
Packaging Coordinators Inc - First Lien Term Loan B	Loan	Senior Secured	Rating Estimate	No	No	No	\$4,962,500.00	Per Clause (iii)(b)	***	***	***	***		***
Presidio Inc - Term Loan	Loan	Senior Secured	Issuer Credit Rating	No	No	No	\$3,456,250.00		B+	B+		B+		B+
Renfro Corporation - Tranche B Term Loan	Loan	Senior Secured	Issuer Credit Rating	No	No	No	\$2,633,333.34		B	B		B	NM	B
SafeNet Inc - First Lien Initial Term Loan	Loan	Senior Secured	Issuer Credit Rating	No	No	No	\$9,500,000.00		B+	B	B	B	NM	B
Serena Software Inc - Term Loan	Loan	Senior Secured	Issuer Credit Rating	No	No	No	\$9,500,000.00			B	B+	B		B
SESAC Holdco II LLC - First Lien Term Loan	Loan	Senior Secured	Issuer Credit Rating	No	No	No	\$8,216,000.00		B+	B	B	B		B
SourceHOV LLC - First Lien Term B Loan	Loan	Senior Secured	Issuer Credit Rating	No	No	No	\$4,764,000.00		B+	B		B		B
SourceHOV LLC - Second Lien Term Loan	Loan	Second Lien	Issuer Credit Rating	No	No	No	\$2,000,000.00		CCC+	B	CCC+	B		B
Sportsman's Warehouse Inc - First Out Term Loan	Loan	Senior Secured	Rating Estimate	No	No	No	\$6,533,617.02		B	NR	B+	B+		B+
STG-Fairway Acquisitions Inc - First Lien Term Loan	Loan	Senior Secured	Issuer Credit Rating	No	No	No	\$3,440,261.95		B	B		B	NEG	B-
Stratus Technologies Inc - Initial Term Loan	Loan	Senior Secured	Issuer Credit Rating	No	No	No	\$11,000,000.00		B+	B+		B+	OFF	B+
SumTotal Systems LLC - Second Lien Term Loan	Loan	Second Lien	Issuer Credit Rating	No	No	No	\$11,250,000.00		CCC+	B	CCC+	B		B
TeleGuam Holdings LLC - Second Lien Term Loan	Loan	Second Lien	Rating Estimate	No	No	No	\$5,312,500.00	Per Clause (iii)(b)			B	B		B
Topps Company (The) - Term Loan	Loan	Senior Secured	Issuer Credit Rating	No	No	No	\$6,683,250.00			B		B		B
Travel Leaders Group LLC - Tranche B Term Loan	Loan	Senior Secured	Issuer Credit Rating	No	No	No	\$9,480,000.00		BB-	B+	B+	B+		B+
UniTek Global Services Inc - New Incremental Term Loan	Loan	Senior Secured	Rating Estimate	No	No	No	\$2,948,630.87		NR	NR	CCC+	CCC+		CCC+
UniTek Global Services Inc - New Incremental Term Loan PIK	Loan	Senior Secured	Rating Estimate	No	No	No	\$0.00		NR	NR	CCC+	CCC+		CCC+
Vision Solutions Inc - First Lien Term Loan	Loan	Senior Secured	Issuer Credit Rating	No	No	No	\$3,604,800.36		BB-	B+	B+	B+		B+
Vision Solutions Inc - Second Lien Term Loan	Loan	Second Lien	Issuer Credit Rating	No	No	No	\$5,600,000.00		B-	B+		B+		B+
Volume Holdings Inc - Term Loan	Loan	Senior Secured	Rating Estimate	No	No	No	\$4,000,000.00	Per Clause (iii)(b)			B	B		B
Waupaca Foundry Inc - Tranche A-1 Loan	Loan	Senior Secured	Issuer Credit Rating	No	No	No	\$9,106,806.42			B+		B+		B+
Grand Total							\$312,605,505.11							

Portfolio Assets: Weighted Average Rating Factor

Weighted Average Moody's Rating Factor

3287

Security	Security ID	Principal Balance	Moody's DP Rating	Rating Factor	Weight
ABB Con-Cise Optical Group LLC - Term B-1 Loan	ABBCONCSE_TB1	\$6,567,100.34	B2	2,720.00	\$17,862,512,924.80
Aricent Technologies - First Lien Initial Term Loan	ARCNTTCHNL_TL	\$9,000,000.00	B2	2,720.00	\$24,480,000,000.00
Arsloane Acquisition LLC - First Lien Tranche B Term Loan	ARSLOANE_TRB	\$9,552,000.00	B2	2,720.00	\$25,981,440,000.00
Ascensus Inc - First Lien Initial Term Loan	ASCENSUS_FL	\$9,473,750.00	B2	2,720.00	\$25,768,600,000.00
ASP HHI Acquisition Co Inc - Additional Term Loan	ASPHHIACQ_RTL	\$6,012,881.40	B2	2,720.00	\$16,355,037,408.00
Attachmate Corporation - First Lien Term Loan	ATTCHMTE_FL	\$5,089,179.91	B2	2,720.00	\$13,842,569,355.20
Attachmate Corporation - Second Lien Term Loan	ATCHMTECRP_SL	\$7,000,000.00	B2	2,720.00	\$19,040,000,000.00
Compucom Systems Inc - Term Loan	COMPUCOMSY_TL	\$6,678,229.85	B2	2,720.00	\$18,164,785,192.00
CRCI Holdings Inc - Delayed Draw Term Loan	CRCHOLDG_DDTL	\$1,687,500.00	B3	3,490.00	\$5,889,375,000.00
CRCI Holdings Inc - Dollar Term Loan	CRCIHLDG_USTL	\$5,783,437.50	B3	3,490.00	\$20,184,196,875.00
Deltek Inc - First Lien Term Loan	DELTEKINC_FL	\$4,591,875.00	B3	3,490.00	\$16,025,643,750.00
Edmentum Inc - First Lien Term Loan	EDMENTUM_FLTL	\$1,909,888.91	B2	2,720.00	\$5,194,897,835.20
First American Payment Systems - First Lien Term Loan	1STAMRPYMT_FL	\$3,424,000.00	B2	2,720.00	\$9,313,280,000.00
First American Payment Systems - Second Lien Term Loan	1STAMRPYMT_SL	\$5,600,000.00	Caa1	4,770.00	\$26,712,000,000.00
First Data Corp - 2018B New Term Loan	1STDAT_18BNTL	\$480,952.38	B3	3,490.00	\$1,678,523,806.20
First Data Corp - 2021 Extended USD Term Loan	FDATC_2021EXTL	\$9,050,721.38	B3	3,490.00	\$31,587,017,616.20
Generic Drug Holdings Inc - Term B-1 Loan	GNRCDRGH_TB1L	\$3,473,750.00	B2	2,720.00	\$9,448,600,000.00
GlobalLogic Holdings Inc - Term Loan	GLOBALLOGC_TL	\$9,476,250.00	B3	3,490.00	\$33,072,112,500.00
Healogics Inc - First Lien Term B Loan	HEALOGICS_FL	\$3,300,000.00	B3	3,490.00	\$11,517,000,000.00
Healogics Inc - Second Lien Term Loan	HEALOGICIN_SL	\$4,000,000.00	Caa2	6,500.00	\$26,000,000,000.00
Help Systems Holdings Inc - First Lien Initial Term Loan	HELPSYS_TL	\$9,552,000.00	***	***	***
iEnergizer Limited - Term Loan	IENERGZRDL_TL	\$7,400,000.00	B2	2,720.00	\$20,128,000,000.00
Integra Telecom Holdings Inc - Term B Loan	INTGTLCMH_TBL	\$4,316,400.00	B3	3,490.00	\$15,064,236,000.00
Jackson Hewitt Inc - Senior Secured Term Loan	JCKSNHWT_SSTL	\$8,936,405.55	***	***	***
JHCI Acquisition Inc - First Lien Term Loan	JACOBSON_1TL	\$8,605,227.34	B3	3,490.00	\$30,032,243,416.60
Knowledge Universe Education LLC - Initial Term Loan	KNOWELEDGE_TL	\$5,000,000.00	B3	3,490.00	\$17,450,000,000.00
Mercury Payment Systems LLC - Term Loan	MRCRYPYMT_TL	\$984,873.95	B1	2,220.00	\$2,186,420,169.00
Merrill Communications LLC - Term Loan	MERILCOM_TL	\$11,444,824.88	B3	3,490.00	\$39,942,438,831.20
NAB Holdings LLC - Term Loan	NABHLLC_FLTL	\$9,500,000.00	B1	2,220.00	\$21,090,000,000.00
New Breed Inc - Term Loan	NEWBREDINC_TL	\$5,863,003.13	B2	2,720.00	\$15,947,368,513.60
NexTag Inc - Term Loan	NEXTAGINC_TL	\$4,859,303.62	Caa2	6,500.00	\$31,585,473,530.00
Packaging Coordinators Inc - First Lien Term Loan B	PCKNGCOORD_FL	\$4,962,500.00	B3	3,490.00	\$17,319,125,000.00
Presidio Inc - Term Loan	PRESIDIOIN_TL	\$3,456,250.00	B1	2,220.00	\$7,672,875,000.00
Renfro Corporation - Tranche B Term Loan	RENFRO_TLB	\$2,633,333.34	B2	2,720.00	\$7,162,666,684.80
SafeNet Inc - First Lien Initial Term Loan	SAFENET_FL	\$9,500,000.00	B2	2,720.00	\$25,840,000,000.00
Serena Software Inc - Term Loan	SERENASFTW_TL	\$9,500,000.00	B2	2,720.00	\$25,840,000,000.00
SESAC Holdco II LLC - First Lien Term Loan	SESACHLDCO_FL	\$8,216,000.00	B2	2,720.00	\$22,347,520,000.00
SourceHOV LLC - First Lien Term B Loan	SOURCEHOV_FL	\$4,764,000.00	B2	2,720.00	\$12,958,080,000.00
SourceHOV LLC - Second Lien Term Loan	SRCEHOV_SL	\$2,000,000.00	Caa1	4,770.00	\$9,540,000,000.00
Sportsman's Warehouse Inc - First Out Term Loan	SPRTSMNW_FOTL	\$6,533,617.02	B2	2,720.00	\$17,771,438,294.40
STG-Fairway Acquisitions Inc - First Lien Term Loan	FRSTADVCRP_FL	\$3,440,261.95	***	***	***
Stratus Technologies Inc - Initial Term Loan	STRATSTCH_ITL	\$11,000,000.00	B2	2,720.00	\$29,920,000,000.00
SumTotal Systems LLC - Second Lien Term Loan	SUMTOTLSYS_SL	\$11,250,000.00	Caa1	4,770.00	\$53,662,500,000.00
TeleGuam Holdings LLC - Second Lien Term Loan	TELEGUAMHD_SL	\$5,312,500.00	***	***	***
Topps Company (The) - Term Loan	TOPSCOMPNY_TL	\$6,683,250.00	B2	2,720.00	\$18,178,440,000.00
Travel Leaders Group LLC - Tranche B Term Loan	TRVLEADR_TL	\$9,480,000.00	B2	2,720.00	\$25,785,600,000.00
UniTek Global Services Inc - New Incremental Term Loan	UNITKGLB_NITL	\$2,948,630.87	Caa2	6,500.00	\$19,166,100,655.00
UniTek Global Services Inc - New Incremental Term Loan PIK	UTKGSI_NITLPIK	\$0.00	Caa2	6,500.00	\$0.00

Security	Security ID	Principal Balance	Moody's DP Rating	Rating Factor	Weight
Vision Solutions Inc - First Lien Term Loan	VISNSOLUT_TLB	\$3,604,800.36	B2	2,720.00	\$9,805,056,979.20
Vision Solutions Inc - Second Lien Term Loan	VISNSOLT_SLTL	\$5,600,000.00	Caa1	4,770.00	\$26,712,000,000.00
Volume Holdings Inc - Term Loan	VOLMEHLIN_TL	\$4,000,000.00	Caa1	4,770.00	\$19,080,000,000.00
Waupaca Foundry Inc - Tranche A-1 Loan	WAUPACFND_TA1	\$9,106,806.42	B1	2,220.00	\$20,217,110,252.40
	Grand Total	\$312,605,505.11			\$1,027,345,469,563.80

Portfolio Assets: Section 5.1 (g)

Collateral		
Aggregate Principal Balance of Collateral Obligations (Excluding Defaults)	\$307,746,201.49	
Plus:		
Principal Proceeds	\$10,871,184.00	
Collateral Principal Amount		\$318,617,385.50
Plus:		
Market Value of Defaulted Obligations	\$1,214,825.91	
Numerator		\$319,832,211.40
Aggregate Outstanding Amount Class A-1 Notes		\$176,000,000.00
Outcome:		181.7%
Requirement		>= 100.0%

Moody's Counterparty Criteria: Aggregate Participation Interest with Selling Institutions Rated <= Aaa

Report Summary	Collateral Principal Amount Excl Def	Report Total	% of CPADef	Requirement	
	\$318,617,385.50	\$0.00	0.0%	<= 20.0%	PASS

No records matched the report criteria or there is no data available.

Moody's Counterparty Criteria: Aggregate Participation Interest with Selling Institutions Rated <= Aa1

Report Summary

Collateral Principal
Amount Excl Def

\$318,617,385.50

Report Total

\$0.00

% of CPADef

0.0%

Requirement

<= 20.0%

PASS

No records matched the report criteria or there is no data available.

Moody's Counterparty Criteria: Aggregate Participation Interest with Selling Institutions Rated <= Aa2

Report Summary

Collateral Principal
Amount Excl Def

\$318,617,385.50

Report Total

\$0.00

% of CPADef

0.0%

Requirement

<= 20.0%

PASS

No records matched the report criteria or there is no data available.

Moody's Counterparty Criteria: Aggregate Participation Interest with Selling Institutions Rated <= Aa3

Report Summary	Collateral Principal Amount Excl Def	Report Total	% of CPADef	Requirement	
	\$318,617,385.50	\$0.00	0.0%	<= 20.0%	PASS

No records matched the report criteria or there is no data available.

Moody's Counterparty Criteria: Aggregate Participation Interest with Selling Institutions Rated <= A1 and P1

Report Summary	Collateral Principal Amount Excl Def	Report Total	% of CPADef	Requirement	
	\$318,617,385.50	\$0.00	0.0%	<= 12.5%	PASS

No records matched the report criteria or there is no data available.

Moody's Counterparty Criteria: Aggregate Participation Interest with Selling Institutions Rated <= A2

Report Summary	Collateral Principal Amount Excl Def	Report Total	% of CPADef	Requirement	
	\$318,617,385.50	\$0.00	0.0%	<= 0.0%	PASS

No records matched the report criteria or there is no data available.

Moody's Counterparty Criteria: Aggregate Participation Interest with Selling Institutions Rated <= A2 and P1

Report Summary	Collateral Principal Amount Excl Def	Report Total	% of CPADef	Requirement	
	\$318,617,385.50	\$0.00	0.0%	<= 7.5%	PASS

No records matched the report criteria or there is no data available.

Moody's Counterparty Criteria: Individual Participation Interest with Selling Institutions Rated <= Aaa

Report Summary	Collateral Principal Amount Excl Def	Report Total	% of CPADef	Requirement	
	\$318,617,385.50	\$0.00	0.0%	<= 20.0%	PASS

No records matched the report criteria or there is no data available.

Moody's Counterparty Criteria: Individual Participation Interest with Selling Institutions Rated <= Aa1

Report Summary

Collateral Principal
Amount Excl Def

\$318,617,385.50

Report Total

\$0.00

% of CPADef

0.0%

Requirement

<= 20.0%

PASS

No records matched the report criteria or there is no data available.

Moody's Counterparty Criteria: Individual Participation Interest with Selling Institutions Rated <= Aa2

Report Summary	Collateral Principal Amount Excl Def	Report Total	% of CPADef	Requirement	
	\$318,617,385.50	\$0.00	0.0%	<= 20.0%	PASS

No records matched the report criteria or there is no data available.

Moody's Counterparty Criteria: Individual Participation Interest with Selling Institutions Rated <= Aa3

Report Summary	Collateral Principal Amount Excl Def	Report Total	% of CPADef	Requirement	
	\$318,617,385.50	\$0.00	0.0%	<= 15.0%	PASS

No records matched the report criteria or there is no data available.

Moody's Counterparty Criteria: Individual Participation Interest with Selling Institutions Rated <= A1 and P1

Report Summary	Collateral Principal Amount Excl Def	Report Total	% of CPADef	Requirement	
	\$318,617,385.50	\$0.00	0.0%	<= 10.0%	PASS

No records matched the report criteria or there is no data available.

Moody's Counterparty Criteria: Individual Participation Interest with Selling Institutions Rated <= A2

Report Summary	Collateral Principal Amount Excl Def	Report Total	% of CPADef	Requirement	
	\$318,617,385.50	\$0.00	0.0%	<= 0.0%	PASS

No records matched the report criteria or there is no data available.

Moody's Counterparty Criteria: Individual Participation Interest with Selling Institutions Rated <= A2 and P1

Report Summary	Collateral Principal Amount Excl Def	Report Total	% of CPADef	Requirement	
	\$318,617,385.50	\$0.00	0.0%	<= 5.0%	PASS

No records matched the report criteria or there is no data available.

Portfolio Assets: Cashflow Summary

Security	Transaction Type	Security ID	Transaction Date	Transaction Amount	Account Balance
TICC CLO 2012-1 LLC - Expense Reserve Account					
	Beginning Balance		03-May-2014	\$0.01	\$0.01
				TICC CLO 2012-1 LLC - Expense Reserve Account Subtotal	\$0.01
TICC CLO 2012-1 LLC - Interest Collection Account					
	Beginning Balance		03-May-2014	\$5,120,574.59	\$5,120,574.59
Ascensus Inc - First Lien Initial Term Loan	Delayed Compensation	ASCENSUS_FL	06-May-2014	\$2,769.44	\$5,123,344.03
Ascensus Inc - First Lien Initial Term Loan	Cost of Carry	ASCENSUS_FL	06-May-2014	(\$83.99)	\$5,123,260.04
Ascensus Inc - First Lien Initial Term Loan	ClearPar Subtrade Fee	ASCENSUS_FL	06-May-2014	(\$19.00)	\$5,123,241.04
First American Payment Systems - First Lien Term Loan	LIBOR Interest	1STAMRPYMT_FL	06-May-2014	\$920.00	\$5,124,161.04
TravelCLICK Inc - First Lien Term B Loan	LIBOR Interest	TRVLCLCK_FLTB	06-May-2014	\$9,086.63	\$5,133,247.66
Stratus Technologies Inc - Initial Term Loan	ClearPar Subtrade Fee	STRATSTCH_ITL	07-May-2014	(\$19.00)	\$5,133,228.66
Waupaca Foundry Inc - Tranche A-1 Loan	LIBOR Interest	WAUPACFND_TA1	07-May-2014	\$1,181.26	\$5,134,409.93
Waupaca Foundry Inc - Tranche A-1 Loan	LIBOR Interest	WAUPACFND_TA1	07-May-2014	\$25,594.00	\$5,160,003.92
Hoffmaster Group Inc - Retired - First Lien Term Loan	LIBOR Interest	HOFFMSTRGP_TL	09-May-2014	\$5,071.69	\$5,165,075.61
Hoffmaster Group Inc - Retired - First Lien Term Loan	LIBOR Interest	HOFFMSTRGP_TL	09-May-2014	\$3,649.67	\$5,168,725.28
Hoffmaster Group Inc - Retired - First Lien Term Loan	LIBOR Interest	HOFFMSTRGP_TL	09-May-2014	\$708.65	\$5,169,433.93
SafeNet Inc - First Lien Initial Term Loan	LIBOR Interest	SAFENET_FL	09-May-2014	\$42,090.28	\$5,211,524.21
SESAC Holdco II LLC - First Lien Term Loan	LIBOR Interest	SESACHLDCO_FL	09-May-2014	\$31,951.11	\$5,243,475.32
Aricent Technologies - First Lien Initial Term Loan	ClearPar Subtrade Fee	ARCNTTCHNL_TL	12-May-2014	(\$19.00)	\$5,243,456.32
Deltek Inc - First Lien Term Loan	LIBOR Interest	DELTEKINC_FL	12-May-2014	\$806.67	\$5,244,262.99
Aricent Technologies - First Lien Initial Term Loan	LIBOR Interest	ARCNTTCHNL_TL	14-May-2014	\$168.37	\$5,244,431.36
Aricent Technologies - First Lien Initial Term Loan	LIBOR Interest	ARCNTTCHNL_TL	14-May-2014	\$2,581.63	\$5,247,012.99
Mercury Payment Systems LLC - Term Loan	LIBOR Interest	MRCRYPYMT_TL	14-May-2014	\$4,490.90	\$5,251,503.89
Serena Software Inc - Term Loan	LIBOR Interest	SERENASFTW_TL	14-May-2014	\$27,708.33	\$5,279,212.22
STG-Fairway Acquisitions Inc - First Lien Term Loan	Loan Closing Fee	FRSTADVCRP_FL	14-May-2014	\$5,160.40	\$5,284,372.62
JHCI Acquisition Inc - First Lien Term Loan	LIBOR Interest	JACOBSON_1TL	15-May-2014	\$50,197.16	\$5,334,569.78
Knowledge Universe Education LLC - Initial Term Loan	LIBOR Interest	KNOWELEDGE_TFL	16-May-2014	\$16,041.67	\$5,350,611.45
SumTotal Systems LLC - Second Lien Term Loan	LIBOR Interest	SUMTOTLSYS_SL	16-May-2014	\$278,671.88	\$5,629,283.32
Otter Products LLC - Term Loan	LIBOR Interest	OTTERPRDCT_TL	19-May-2014	\$103,339.69	\$5,732,623.01
ASP HHI Acquisition Co Inc - Additional Term Loan	ClearPar Subtrade Fee	ASPHHIACQ_RTL	21-May-2014	(\$19.00)	\$5,732,604.01
NAB Holdings LLC - Term Loan Retired 05/21/2014	Amendment Fee	NABHOLDNG_TL	21-May-2014	\$0.00	\$5,732,604.01
NAB Holdings LLC - Term Loan Retired 05/21/2014	LIBOR Interest	NABHOLDNG_TL	21-May-2014	\$3,183.54	\$5,735,787.55
NAB Holdings LLC - Term Loan Retired 05/21/2014	LIBOR Interest	NABHOLDNG_TL	21-May-2014	\$11,064.20	\$5,746,851.75
Grede II LLC - Term Loan	LIBOR Interest	GREDEILLC_TL	22-May-2014	\$2,490.70	\$5,749,342.45
Grede II LLC - Term Loan	LIBOR Interest	GREDEILLC_TL	22-May-2014	\$1,618.95	\$5,750,961.40
MModal Inc - Term B Loan	LIBOR Interest	MMODAL_BTL	22-May-2014	\$1,259.24	\$5,752,220.64
Attachmate Corporation - First Lien Term Loan	LIBOR Interest	ATTCHMTE_FL	23-May-2014	\$1,641.19	\$5,753,861.83
Sportsman's Warehouse Inc - First Out Term Loan	LIBOR Interest	SPRTSMNW_FOTL	23-May-2014	\$518.30	\$5,754,380.13
	Transfer to Payment Acct		27-May-2014	(\$5,120,574.56)	\$633,805.57
First Data Corp - 2018B New Term Loan	LIBOR Interest	1STDAT_18BNTL	27-May-2014	\$1,830.64	\$635,636.20
First Data Corp - 2021 Extended USD Term Loan	LIBOR Interest	FDATC_2021EXTL	27-May-2014	\$34,449.53	\$670,085.74
New Breed Inc - Term Loan	LIBOR Interest	NEWBREDINC_TL	28-May-2014	\$73,879.89	\$743,965.63
Otter Products LLC - Term Loan	ClearPar Subtrade Fee	OTTERPRDCT_TL	28-May-2014	(\$19.00)	\$743,946.63
NAB Holdings LLC - Term Loan	ClearPar Subtrade Fee	NABHLLC_FLTL	29-May-2014	(\$19.00)	\$743,927.63
Compucom Systems Inc - Term Loan	LIBOR Interest	COMPUCOMSY_TL	30-May-2014	\$23,874.59	\$767,802.21
Grede II LLC - Term Loan	LIBOR Interest	GREDEILLC_TL	30-May-2014	\$2,490.70	\$770,292.91
Merrill Communications LLC - Term Loan	LIBOR Interest	MERILCOM_TL	30-May-2014	\$54,839.79	\$825,132.69
SourceHOV LLC - First Lien Term B Loan	LIBOR Interest	SOURCEHOV_FL	30-May-2014	\$20,842.50	\$845,975.19
SourceHOV LLC - Second Lien Term Loan	LIBOR Interest	SRCEHOV_SL	30-May-2014	\$14,583.33	\$860,558.53

Security	Transaction Type	Security ID	Transaction Date	Transaction Amount	Account Balance
STG-Fairway Acquisitions Inc - First Lien Term Loan	LIBOR Interest	FRSTADVCRP_FL	30-May-2014	\$54,351.36	\$914,909.89
TeleGuam Holdings LLC - Second Lien Term Loan	LIBOR Interest	TELEGUAMHD_SL	30-May-2014	\$38,736.98	\$953,646.87
UniTek Global Services Inc - New Incremental Term Loan PIK	LIBOR Interest	UTKGSI_NITLPK	30-May-2014	\$3,502.09	\$957,148.96
UniTek Global Services Inc - New Incremental Term Loan	Offset PIK	UNITKGLB_NITL	30-May-2014	(\$10,762.64)	\$946,386.32
UniTek Global Services Inc - New Incremental Term Loan	LIBOR Interest	UNITKGLB_NITL	30-May-2014	\$36,857.89	\$983,244.21
Vision Solutions Inc - First Lien Term Loan	LIBOR Interest	VISNSOLUT_TLB	30-May-2014	\$18,024.00	\$1,001,268.21
Vision Solutions Inc - Second Lien Term Loan	LIBOR Interest	VISNSOLT_SLTL	30-May-2014	\$44,333.33	\$1,045,601.54
	Bank of New York Cash Reserve		02-Jun-2014	\$160.33	\$1,045,761.87
	Bank of New York Cash Reserve		02-Jun-2014	\$14.33	\$1,045,776.20
GlobalLogic Holdings Inc - Term Loan	LIBOR Interest	GLOBALLOGC_TL	02-Jun-2014	\$138,895.01	\$1,184,671.21
Grede II LLC - Term Loan	LIBOR Interest	GREDEILLC_TL	02-Jun-2014	\$913.25	\$1,185,584.46
Grede II LLC - Term Loan	Prime Interest	GREDEILLC_TL	02-Jun-2014	\$406.30	\$1,185,990.76
Grede II LLC - Term Loan	LIBOR Interest	GREDEILLC_TL	02-Jun-2014	\$593.62	\$1,186,584.38
Otter Products LLC - Term Loan	LIBOR Interest	OTTERPRDCT_TL	03-Jun-2014	\$10,015.98	\$1,196,600.35
Renfro Corporation - Tranche B Term Loan	LIBOR Interest	RENFRO_TLB	03-Jun-2014	\$37,404.04	\$1,234,004.39

TICC CLO 2012-1 LLC - Interest Collection Account Subtotal **\$1,234,004.39**

TICC CLO 2012-1 LLC - Payment Account

Beginning Balance			03-May-2014	\$0.00	\$0.00
Transfer to Payment			27-May-2014	\$5,120,574.56	\$5,120,574.56
Ernst and Young Inv # US131036680			27-May-2014	(\$7,660.00)	\$5,112,914.56
Subordinated Notes Principal			27-May-2014	(\$3,348,721.08)	\$1,764,193.48
Admin Fee			27-May-2014	(\$10,667.20)	\$1,753,526.28
Trustee Fee			27-May-2014	(\$10,667.20)	\$1,742,859.08
Foreign Currency Exp			27-May-2014	(\$1,280.06)	\$1,741,579.02
Transfer to Sup Exp			27-May-2014	(\$62,214.47)	\$1,679,364.55
Immaterial Rounding			27-May-2014	\$0.01	\$1,679,364.56
LIBOR Interest			27-May-2014	(\$883,037.71)	\$796,326.85
LIBOR Interest			27-May-2014	(\$188,817.42)	\$607,509.43
LIBOR Interest			27-May-2014	(\$289,813.64)	\$317,695.79
LIBOR Interest			27-May-2014	(\$317,695.79)	\$0.00

TICC CLO 2012-1 LLC - Payment Account Subtotal **\$0.00**

TICC CLO 2012-1 LLC - Principal Collection Account

Beginning Balance			03-May-2014	\$22,600,720.82	\$22,600,720.82
ABB Con-Cise Optical Group LLC - Term B-1 Loan	Prime Paydown	ABBCONCSE_TB1	05-May-2014	\$32,899.66	\$22,633,620.48
Ascensus Inc - First Lien Initial Term Loan	Upfront Fee (Buy)	ASCENSUS_FL	06-May-2014	(\$37,387.50)	\$22,596,232.98
Ascensus Inc - First Lien Initial Term Loan	Principal (Buy)	ASCENSUS_FL	06-May-2014	(\$4,985,000.00)	\$17,611,232.98
First American Payment Systems - First Lien Term Loan	LIBOR Paydown	1STAMRPYMT_FL	06-May-2014	\$16,000.00	\$17,627,232.98
TravelCLICK Inc - First Lien Term B Loan	LIBOR Paydown	TRVLCCLK_FLTB	06-May-2014	\$9,481,696.12	\$27,108,929.10
Compucom Systems Inc - Term Loan	LIBOR Paydown	COMPUCOMSY_TL	07-May-2014	\$269,270.15	\$27,378,199.25
Stratus Technologies Inc - Initial Term Loan	Upfront Fee (Buy)	STRATSTCH_ITL	07-May-2014	\$110,000.00	\$27,488,199.25
Stratus Technologies Inc - Initial Term Loan	Principal (Buy)	STRATSTCH_ITL	07-May-2014	(\$11,000,000.00)	\$16,488,199.25
Hoffmaster Group Inc - Retired - First Lien Term Loan	LIBOR Paydown	HOFFMSTRGP_TL	09-May-2014	\$384,785.77	\$16,872,985.02
Hoffmaster Group Inc - Retired - First Lien Term Loan	LIBOR Paydown	HOFFMSTRGP_TL	09-May-2014	\$1,263,347.90	\$18,136,332.92
Hoffmaster Group Inc - Retired - First Lien Term Loan	LIBOR Paydown	HOFFMSTRGP_TL	09-May-2014	\$261,654.32	\$18,397,987.24
Otter Products LLC - Term Loan	LIBOR Paydown	OTTERPRDCT_TL	09-May-2014	\$59,125.91	\$18,457,113.15
Aricent Technologies - First Lien Initial Term Loan	Upfront Fee (Buy)	ARCNTTCHNL_TL	12-May-2014	\$67,500.00	\$18,524,613.15
Aricent Technologies - First Lien Initial Term Loan	Principal (Buy)	ARCNTTCHNL_TL	12-May-2014	(\$9,000,000.00)	\$9,524,613.15
Otter Products LLC - Term Loan	LIBOR Paydown	OTTERPRDCT_TL	13-May-2014	\$471,423.80	\$9,996,036.95
ASP HHI Acquisition Co Inc - Additional Term Loan	Upfront Fee (Buy)	ASPHHIACQ_RTL	21-May-2014	\$7,500.00	\$10,003,536.95
ASP HHI Acquisition Co Inc - Additional Term Loan	Principal (Buy)	ASPHHIACQ_RTL	21-May-2014	(\$2,000,000.00)	\$8,003,536.95
NAB Holdings LLC - Term Loan Retired 05/21/2014	LIBOR Paydown	NABHOLDNG_TL	21-May-2014	\$321,028.88	\$8,324,565.83
NAB Holdings LLC - Term Loan Retired 05/21/2014	LIBOR Paydown	NABHOLDNG_TL	21-May-2014	\$2,709,601.10	\$11,034,166.93

Security	Transaction Type	Security ID	Transaction Date	Transaction Amount	Account Balance
Sportsman's Warehouse Inc - First Out Term Loan	LIBOR Paydown	SPRTSMNW_FOTL	23-May-2014	\$122,553.19	\$11,156,720.12
Otter Products LLC - Term Loan	Principal (Sale)	OTTERPRDCT_TL	28-May-2014	\$7,000,000.00	\$18,156,720.12
NAB Holdings LLC - Term Loan	Upfront Fee (Buy)	NABHLLC_FLTL	29-May-2014	\$71,250.00	\$18,227,970.12
NAB Holdings LLC - Term Loan	Principal (Buy)	NABHLLC_FLTL	29-May-2014	(\$9,500,000.00)	\$8,727,970.12
Grede II LLC - Term Loan	Prime Paydown	GREDEILLC_TL	30-May-2014	\$86,344.10	\$8,814,314.22
UniTek Global Services Inc - New Incremental Term Loan PIK	Facility Increase	UTKGSI_NITLPK	30-May-2014	(\$10,762.64)	\$8,803,551.58
UniTek Global Services Inc - New Incremental Term Loan PIK	Upfront Fee (Buy)	UTKGSI_NITLPK	30-May-2014	\$10,762.64	\$8,814,314.22
Grede II LLC - Term Loan	Prime Paydown	GREDEILLC_TL	02-Jun-2014	\$1,678,137.44	\$10,492,451.66
Otter Products LLC - Term Loan	LIBOR Paydown	OTTERPRDCT_TL	03-Jun-2014	\$378,732.35	\$10,871,184.01
TICC CLO 2012-1 LLC - Principal Collection Account Subtotal				\$10,871,184.01	
TICC CLO 2012-1 LLC - Ramp-Up Account					
	Beginning Balance		03-May-2014	\$0.00	\$0.00
TICC CLO 2012-1 LLC - Ramp-Up Account Subtotal				\$0.00	
TICC CLO 2012-1 LLC - Revolver Funding Account					
	Beginning Balance		03-May-2014	\$1,687,500.00	\$1,687,500.00
TICC CLO 2012-1 LLC - Revolver Funding Account Subtotal				\$1,687,500.00	
TICC CLO 2012-1 LLC - Supplemental Expense Reserve Account					
	Beginning Balance		03-May-2014	\$68,670.83	\$68,670.83
	Transfer from Payment		27-May-2014	\$62,214.47	\$130,885.30
	Bank of New York Cash Reserve		02-Jun-2014	\$0.03	\$130,885.33
TICC CLO 2012-1 LLC - Supplemental Expense Reserve Account Subtotal				\$130,885.33	