

October 19, 2016

The Bank of New York Mellon Trust Company, N.A.
601 Travis St. 16th Floor
Houston, TX 77002
Attn: Kathy Gonzales

Moody's Investor Service
7 World Trade Center
New York, NY 10007
Attn: CBO/CLO Monitoring

TICC Capital Corp
8 Sound Shore Drive, Suite
255 Greenwich, CT 06830
Attn: Bruce Rubin

Standard and Poors
55 Water Street, 41st Floor
New York, NY 10041-0003
Attn: Asset Backed-CBO/CLO Surveillance

Guggenheim Securities
135 East 57th Street, 7th Floor
New York, NY 10022
Attn: Paul M. Friedman

RE: Monthly Report Dated October 4, 2016


Dear Colleagues:

Pursuant to Section 10.7(a) of the TICC CLO 2012-1 LLC Indenture, dated as of August 23, 2012, enclosed please find the Monthly Report for the period from and including **September 3, 2016** to and including **October 4, 2016**.

Sincerely,

TICC CLO 2012-1 LLC,

By: TICC Capital Corp. as Collateral Manager


Name: *Saul Rosenthal*
Title: *President*

Issuer Order


The Bank of New York Mellon Trust Company,
National Association
601 Travis Street,
17th Floor
Houston, TX 77002
Attention: Global Corporate Trust – TICC CLO 2012-1 LLC

Re: The risk retention letter, dated as of April 16, 2015 (the “Retention Letter”), from TICC Capital Corp. (the “Retention Provider”) to Guggenheim Securities, LLC and TICC CLO 2012-1 LLC

The Issuer hereby directs The Bank of New York Mellon Trust Company, National Association (the “Trustee”) to post to its internet website initially located at gctinvestorreporting@bnymellon.com, the Article 122a Certification completed by the Collateral Manager and attached hereto as Annex A, along with the Monthly Report or the Distribution Report, as applicable. The Issuer acknowledges that by the posting of the Article 122a Certification, the Trustee does not make any representation as to the accuracy of the statements contained therein.

TICC CLO 2012-1 LLC,
as Issuer

By: TICC Capital Corp., its designated manager

By: 
Name: Saul Rosenthal
Title: President

Article 122a Certification

October 19, 2016

The Bank of New York Mellon Trust Company,
National Association
601 Travis Street,
17th Floor
Houston, TX 77002
Attention: Global Corp Trust – TICC CLO 2012-1 LLC

TICC CLO 2012-1 LLC
8 Sound Shore Drive
Suite 255
Greenwich, CT 06830
Attention: Saul Rosenthal

Re: The risk retention letter, dated as of April 16, 2015 (the "Retention Letter"), from TICC Capital Corp. (the "Retention Provider") to Guggenheim Securities, LLC and TICC CLO 2012-1 LLC


Ladies and Gentlemen,

In accordance with the Retention Letter, the Retention Provider hereby [confirms] / [does not confirm], its ongoing direct holding of a retained net economic interest in the transaction in the form of holding a minimum principal amount of Subordinated Notes required by Article 122a and that such retained net economic interest in the Subordinated Notes is not subject to any credit risk mitigation, any short positions or any other hedge (in each case, to the extent not permitted by Article 122a). By the posting of this Article 122a Certification, the Trustee makes no representation as to the accuracy of the statements contained herein and has not independently verified the accuracy of such statements.

Very Truly Yours,

TICC Capital Corp.

By:


Name: Saul Rosenthal
Title: President

TICC CLO 2012-1 LLC

As Of 04-Oct-2016 Scenario : Initial

Table Of Contents

(1) Portfolio Assets: Requirements Summary	1
(2) Portfolio Assets: Asset Information	6
(3) Portfolio Assets: Notes Information	8
(4) Portfolio Assets: Account Balances	9
(5) Portfolio Assets: Purchase & Sale Activity	10
(6) Class A/B Overcollateralization Ratio Test	11
(7) Class C-1 Overcollateralization Ratio Test	12
(8) Class D-1 Overcollateralization Ratio Test	13
(9) Class A/B Interest Coverage Test	14
(10) Class C-1 Interest Coverage Test	16
(11) Class D-1 Interest Coverage Test	18
(12) Interest Diversion Test	20
(13) Portfolio Assets: Principal Financed Accrued Interest	21
(14) Maximum Moody's Weighted Average Rating Factor Test	22
(15) Minimum Weighted Average Spread Test	24
(16) Minimum Weighted Average Coupon Test	26
(17) Portfolio Assets: Weighted Average Spread - S&P CDO Monitor	27
(18) Minimum Weighted Average Moody's Recovery Rate Test	29
(19) Minimum Weighted Average S&P Recovery Rate Test	31
(20) Minimum Weighted Average S&P Recovery Rate Test - Class A-1	32
(21) Minimum Weighted Average S&P Recovery Rate Test - Class B-1	34
(22) Minimum Weighted Average S&P Recovery Rate Test - Class C-1	36
(23) Minimum Weighted Average S&P Recovery Rate Test - Class D-1	38
(24) Moody's Diversity Test	40
(25) Weighted Average Life Test	42
(26) Interest Coverage Detail	53
(27) Concentration Limitation: (i) Senior Secured Loans, Second Lien Loans, Cash and Eligible Investments	56

TICC CLO 2012-1 LLC

As Of 04-Oct-2016 Scenario : Initial

Table Of Contents (Continued)

(28) Concentration Limitation: (ii) Second Lien Loans	58
(29) Concentration Limitation: (iii) Bonds	59
(30) Concentration Limitation: (iv) Seventh highest Obligor	60
(31) Concentration Limitation: (iv) Fourth highest Obligor	61
(32) Concentration Limitation: (iv) Highest Obligor	62
(33) Concentration Limitation: (iv) Top Ten Obligors and Obligor Ratings at purchase	63
(34) Concentration Limitation: (v) Highest Obligor having Moody's Rating based on credit estimates and/or private ratings, per clause (a)	67
(35) Concentration Limitation: (vi) Moody's Default Probability Rating of "Caa1" or below (other than a Defaulted Obligation)	68
(36) Concentration Limitation: (vii) S&P Rating of "CCC+" or below (other than a Defaulted Obligation)	69
(37) Concentration Limitation: (viii) Fixed Rate Obligations	70
(38) Concentration Limitation: (ix) Unsecured Loans or Subordinate Loans	71
(39) Concentration Limitation: (x) Collateral Obligations that have a portion that may be convertible into or exchangeable for an Equity Security	72
(40) Concentration Limitation: (xi) DIP Collateral Obligations	73
(41) Concentration Limitation: (xii) Delayed Drawdown Collateral Obligations or Revolving Collateral Obligations	74
(42) Concentration Limitation: (xii) Revolving Collateral Obligations	75
(43) Concentration Limitation: (xiii) Participation Interests	76
(44) Concentration Limitation: (xiv) Third Party Credit Exposure	77
(45) Concentration Limitation: (xiv) Third Party Credit Exposure - Aggregate Limit (S&P: A)	78
(46) Concentration Limitation: (xiv) Third Party Credit Exposure - Aggregate Limit (S&P: A+)	79
(47) Concentration Limitation: (xiv) Third Party Credit Exposure - Aggregate Limit (S&P: AA)	80
(48) Concentration Limitation: (xiv) Third Party Credit Exposure - Aggregate Limit (S&P: AA-)	81
(49) Concentration Limitation: (xiv) Third Party Credit Exposure - Aggregate Limit (S&P: AA+)	82
(50) Concentration Limitation: (xiv) Third Party Credit Exposure - Aggregate Limit (S&P: AAA)	83
(51) Concentration Limitation: (xiv) Third Party Credit Exposure - Individual Limit (S&P: A)	84
(52) Concentration Limitation: (xiv) Third Party Credit Exposure - Individual Limit (S&P: A+)	85
(53) Concentration Limitation: (xiv) Third Party Credit Exposure - Individual Limit (S&P: AA)	86

TICC CLO 2012-1 LLC

As Of 04-Oct-2016 Scenario : Initial

Table Of Contents (Continued)

(54) Concentration Limitation: (xiv) Third Party Credit Exposure - Individual Limit (S&P: AA-)	87
(55) Concentration Limitation: (xiv) Third Party Credit Exposure - Individual Limit (S&P: AA+)	88
(56) Concentration Limitation: (xiv) Third Party Credit Exposure - Individual Limit (S&P: AAA)	89
(57) Concentration Limitation: (xv) S&P Rating Derived from a Moody's Rating per Clause (iii)(a)	90
(58) Concentration Limitation: (xvi) S&P Rating based on credit estimates per Clause (iii)(b)	91
(59) Concentration Limitation: (xvii) Moody's Rating Per Clauses (e)(i)(A) or (e)(i)(B)	92
(60) Concentration Limitation: (xviii) Domiciled outside the United States	93
(61) Concentration Limitation: (xix) Domiciled in all Tax Jurisdictions in the aggregate	94
(62) Concentration Limitation: (xx) Fourth highest S&P Industry Classification	95
(63) Concentration Limitation: (xx)(x) Highest S&P Industry Classification	96
(64) Concentration Limitation: (xx)(y) Third highest S&P Industry Classification	97
(65) Concentration Limitation: (xxi) Fourth highest Moody's Industry Classification	98
(66) Concentration Limitation: (xxi)(x) Highest Moody's Industry Classification	99
(67) Concentration Limitation: (xxi)(y) Third highest Moody's Industry Classification	100
(68) Concentration Limitation: (xxii) Collateral Obligations that pay interest at least annually, but less frequently than quarterly	101
(69) Concentration Limitation: (xxiii) Cov-Lite Loans	102
(70) Concentration Limitation: (xxiv) Long Dated Obligations	103
(71) Concentration Limitation: (xxv) Middle Market Loans	104
(72) Concentration Limitation: (xxvi) Collateral Obligations with indicative pricing from one or more Approved Third Party Pricing Services	105
(73) Portfolio Assets: Highest Haircut Amount for OC Test	107
(74) Portfolio Assets: Defaulted Obligation Detail	108
(75) Portfolio Assets: Excess CCC/Caa Adjustment Amount	109
(76) Portfolio Assets: Discounted Obligations Trade Level	110
(77) Portfolio Assets: Discounted Obligations (z) Purchased at less than 75% per clause (y)	111
(78) Portfolio Assets: Discounted Obligations (z) Purchased per clause (y)	112
(79) Portfolio Assets: Discounted Obligations (z) Purchased per clause (y) since Closing Date	113

TICC CLO 2012-1 LLC

As Of 04-Oct-2016 Scenario : Initial

Table Of Contents (Continued)

(80) Portfolio Assets: Rating Information	114
(81) Portfolio Assets: Moody's Default Probability Rating Information	115
(82) Portfolio Assets: Moody's Rating Information	117
(83) Portfolio Assets: Moody's Derived Rating Per Clause (e)(i)(C)(ii)	118
(84) Portfolio Assets: Industry Information	119
(85) Portfolio Assets: Moody's Industry Information	120
(86) Portfolio Assets: S&P Industry Information	122
(87) Portfolio Assets: Affiliated Issuers	124
(88) Portfolio Assets: Country Information	127
(89) Portfolio Assets: Discretionary Reason For Sale	129
(90) Portfolio Assets: Moody's Rating via RiskCalc Application	130
(91) Portfolio Assets: S&P Rating Information	131
(92) Portfolio Assets: Weighted Average Rating Factor	132
(93) Portfolio Assets: Section 5.1 (g)	133
(94) Moody's Counterparty Criteria: Aggregate Participation Interest with Selling Institutions Rated <= Aaa	134
(95) Moody's Counterparty Criteria: Aggregate Participation Interest with Selling Institutions Rated <= Aa1	135
(96) Moody's Counterparty Criteria: Aggregate Participation Interest with Selling Institutions Rated <= Aa2	136
(97) Moody's Counterparty Criteria: Aggregate Participation Interest with Selling Institutions Rated <= Aa3	137
(98) Moody's Counterparty Criteria: Aggregate Participation Interest with Selling Institutions Rated <= A1 and P1	138
(99) Moody's Counterparty Criteria: Aggregate Participation Interest with Selling Institutions Rated <= A2	139
(100) Moody's Counterparty Criteria: Aggregate Participation Interest with Selling Institutions Rated <= A2 and P1	140
(101) Moody's Counterparty Criteria: Individual Participation Interest with Selling Institutions Rated <= Aaa	141
(102) Moody's Counterparty Criteria: Individual Participation Interest with Selling Institutions Rated <= Aa1	142
(103) Moody's Counterparty Criteria: Individual Participation Interest with Selling Institutions Rated <= Aa2	143
(104) Moody's Counterparty Criteria: Individual Participation Interest with Selling Institutions Rated <= Aa3	144
(105) Moody's Counterparty Criteria: Individual Participation Interest with Selling Institutions Rated <= A1 and P1	145
(106) Moody's Counterparty Criteria: Individual Participation Interest with Selling Institutions Rated <= A2	146

TICC CLO 2012-1 LLC

As Of 04-Oct-2016 Scenario : Initial

Table Of Contents (Continued)

(107) Moody's Counterparty Criteria: Individual Participation Interest with Selling Institutions Rated <= A2 and P1	147
(108) Portfolio Assets: Cashflow Summary	148

Total Number of Pages: 150

Portfolio Assets: Requirements Summary

Requirements Summary

	Outcome	Requirement	Result
Collateral Quality			
Maximum Moody's Weighted Average Rating Factor Test	3742	<=3386	FAIL
Minimum Weighted Average Coupon Test	15.00%	>=7.00%	PASS
Minimum Weighted Average Moody's Recovery Rate Test	47.3%	>= 41.00%	PASS
Minimum Weighted Average S&P Recovery Rate Test		0	PASS
Minimum Weighted Average S&P Recovery Rate Test - Class A-1	32.0%	>= 32.00%	PASS
Minimum Weighted Average S&P Recovery Rate Test - Class B-1	40.7%	>= 39.00%	PASS
Minimum Weighted Average S&P Recovery Rate Test - Class C-1	46.2%	>= 44.25%	PASS
Minimum Weighted Average S&P Recovery Rate Test - Class D-1	52.4%	>= 46.50%	PASS
Minimum Weighted Average Spread Test	6.13%	>=6.15%	FAIL
Moody's Diversity Test	19	>=22	FAIL
Weighted Average Life Test	4.13	<=4	FAIL
Concentration Limitation			
Concentration Limitation: (i) Senior Secured Loans, Second Lien Loans, Cash and Eligible Investments	99.9%	>= 90.0%	PASS
Concentration Limitation: (ii) Second Lien Loans	10.1%	<= 15.0%	PASS
Concentration Limitation: (iii) Bonds	0.0%	<= 10.0%	PASS
Concentration Limitation: (iv) Fourth highest Obligor	3.8%	<= 3.5%	FAIL
Concentration Limitation: (iv) Highest Obligor	4.4%	<= 4.0%	FAIL
Concentration Limitation: (iv) Seventh highest Obligor	3.3%	<= 3.0%	FAIL
Concentration Limitation: (ix) Unsecured Loans or Subordinate Loans	0.1%	<= 5.0%	PASS
Concentration Limitation: (v) Highest Obligor having Moody's Rating based on credit estimates and/or private ratings, per clause (a)	3.1%	<= 3.0%	FAIL
Concentration Limitation: (vi) Moody's Default Probability Rating of "Caa1" or below (other than a Defaulted Obligation)	16.0%	<= 20.0%	PASS
Concentration Limitation: (vii) S&P Rating of "CCC+" or below (other than a Defaulted Obligation)	4.2%	<= 12.5%	PASS
Concentration Limitation: (viii) Fixed Rate Obligations	0.1%	<= 5.0%	PASS

Asset Information

Defaulted Obligations \$1,775,864.55

Liability Information

Tranche	Commitment	Outstanding
Class A-1 Notes	\$140,000,000.00	\$140,000,000.00
Class B-1 Notes	\$20,000,000.00	\$20,000,000.00
Class C-1 Notes	\$23,000,000.00	\$23,000,000.00
Class C-1 Notes Deferred Interest	\$0.00	\$0.00
Class D-1 Notes	\$21,000,000.00	\$21,000,000.00
Class D-1 Notes Deferred Interest	\$0.00	\$0.00
Subordinated Notes	\$80,000,000.00	\$80,000,000.00
	\$284,000,000.00	\$284,000,000.00

* Deferred Interests or Participating Payments are excluded from totals

Portfolio Assets: Requirements Summary

	Outcome	Requirement	Result
--	---------	-------------	--------

Concentration Limitation

Concentration Limitation: (x) Collateral Obligations that have a portion that may be convertible into or exchangeable for an Equity Security	0.0%	<= 10.0%	PASS
Concentration Limitation: (xi) DIP Collateral Obligations	0.0%	<= 5.0%	PASS
Concentration Limitation: (xii) Delayed Drawdown Collateral Obligations or Revolving Collateral Obligations	0.0%	<= 10.0%	PASS
Concentration Limitation: (xii) Revolving Collateral Obligations	0.0%	<= 3.0%	PASS
Concentration Limitation: (xiii) Participation Interests	0.0%	<= 20.0%	PASS
Concentration Limitation: (xiv) Third Party Credit Exposure	0.0%	<= 20.0%	PASS
Concentration Limitation: (xiv) Third Party Credit Exposure - Aggregate Limit (S&P: A)	0.0%	<= 5.0%	PASS
Concentration Limitation: (xiv) Third Party Credit Exposure - Aggregate Limit (S&P: A+)	0.0%	<= 5.0%	PASS
Concentration Limitation: (xiv) Third Party Credit Exposure - Aggregate Limit (S&P: AA)	0.0%	<= 10.0%	PASS
Concentration Limitation: (xiv) Third Party Credit Exposure - Aggregate Limit (S&P: AA+)	0.0%	<= 10.0%	PASS
Concentration Limitation: (xiv) Third Party Credit Exposure - Aggregate Limit (S&P: AA-)	0.0%	<= 10.0%	PASS
Concentration Limitation: (xiv) Third Party Credit Exposure - Aggregate Limit (S&P: AAA)	0.0%	<= 20.0%	PASS
Concentration Limitation: (xiv) Third Party Credit Exposure - Individual Limit (S&P: A):	0.0%	<= 5.0%	PASS
Concentration Limitation: (xiv) Third Party Credit Exposure - Individual Limit (S&P: A+):	0.0%	<= 5.0%	PASS
Concentration Limitation: (xiv) Third Party Credit Exposure - Individual Limit (S&P: AA):	0.0%	<= 10.0%	PASS
Concentration Limitation: (xiv) Third Party Credit Exposure - Individual Limit (S&P: AA+):	0.0%	<= 10.0%	PASS
Concentration Limitation: (xiv) Third Party Credit Exposure - Individual Limit (S&P: AA-):	0.0%	<= 10.0%	PASS
Concentration Limitation: (xiv) Third Party Credit Exposure - Individual Limit (S&P: AAA):	0.0%	<= 20.0%	PASS

Portfolio Assets: Requirements Summary

	Outcome	Requirement	Result
Concentration Limitation			
Concentration Limitation: (xix) Domiciled in all Tax Jurisdictions in the aggregate	0.0%	<= 2.5%	PASS
Concentration Limitation: (xv) S&P Rating Derived from a Moody's Rating per Clause (iii)(a)	0.0%	<= 10.0%	PASS
Concentration Limitation: (xvi) S&P Rating based on credit estimates per Clause (iii)(b)	3.4%	<= 20.0%	PASS
Concentration Limitation: (xvii) Moody's Rating Per Clauses (e)(i)(A) or (e)(i)(B)	0.0%	<= 10.0%	PASS
Concentration Limitation: (xviii) Domiciled outside the United States	1.7%	<= 5.0%	PASS
Concentration Limitation: (xx) Fourth highest S&P Industry Classification	11.9%	<= 15.0%	PASS
Concentration Limitation: (xx)(x) Highest S&P Industry Classification	22.3%	<= 20.0%	FAIL
Concentration Limitation: (xx)(y) Third highest S&P Industry Classification	12.5%	<= 17.5%	PASS
Concentration Limitation: (xxi) Fourth highest Moody's Industry Classification	11.9%	<= 15.0%	PASS
Concentration Limitation: (xxi)(x) Highest Moody's Industry Classification	22.3%	<= 20.0%	FAIL
Concentration Limitation: (xxi)(y) Third highest Moody's Industry Classification	12.4%	<= 17.5%	PASS
Concentration Limitation: (xxii) Collateral Obligations that pay interest at least annually, but less frequently than quarterly	0.0%	<= 10.0%	PASS
Concentration Limitation: (xxiii) Cov-Lite Loans	8.0%	<= 10.0%	PASS
Concentration Limitation: (xxiv) Long Dated Obligations	0.0%	<= 0.0%	PASS
Concentration Limitation: (xxv) Middle Market Loans	0.0%	<= 25.0%	PASS
Concentration Limitation: (xxvi) Collateral Obligations with indicative pricing from one or more Approved Third Party Pricing Services	100.0%	>= 90.0%	PASS
Counterparty Criteria			
Moody's Counterparty Criteria: Aggregate Participation Interest with Selling Institutions Rated <= A1 and P1	0.0%	<= 12.5%	PASS
Moody's Counterparty Criteria: Aggregate Participation Interest with Selling Institutions Rated <= A2	0.0%	<= 0.0%	PASS
Moody's Counterparty Criteria: Aggregate Participation Interest with Selling Institutions Rated <= A2 and P1	0.0%	<= 7.5%	PASS
Moody's Counterparty Criteria: Aggregate Participation Interest with Selling Institutions Rated <= Aa1	0.0%	<= 20.0%	PASS

Portfolio Assets: Requirements Summary

	Outcome	Requirement	Result
--	---------	-------------	--------

Counterparty Criteria

Moody's Counterparty Criteria: Aggregate Participation Interest with Selling Institutions Rated <= Aa2	0.0%	<= 20.0%	PASS
Moody's Counterparty Criteria: Aggregate Participation Interest with Selling Institutions Rated <= Aa3	0.0%	<= 20.0%	PASS
Moody's Counterparty Criteria: Aggregate Participation Interest with Selling Institutions Rated <= Aaa	0.0%	<= 20.0%	PASS
Moody's Counterparty Criteria: Individual Participation Interest with Selling Institutions Rated <= A1 and P1:	0.0%	<= 10.0%	PASS
Moody's Counterparty Criteria: Individual Participation Interest with Selling Institutions Rated <= A2:	0.0%	<= 0.0%	PASS
Moody's Counterparty Criteria: Individual Participation Interest with Selling Institutions Rated <= A2 and P1:	0.0%	<= 5.0%	PASS
Moody's Counterparty Criteria: Individual Participation Interest with Selling Institutions Rated <= Aa1:	0.0%	<= 20.0%	PASS
Moody's Counterparty Criteria: Individual Participation Interest with Selling Institutions Rated <= Aa2:	0.0%	<= 20.0%	PASS
Moody's Counterparty Criteria: Individual Participation Interest with Selling Institutions Rated <= Aa3:	0.0%	<= 15.0%	PASS
Moody's Counterparty Criteria: Individual Participation Interest with Selling Institutions Rated <= Aaa:	0.0%	<= 20.0%	PASS

Coverage

Class A/B Interest Coverage Test	412.34%	>= 160.00%	PASS
Class A/B Overcollateralization Ratio Test	177.57%	>= 152.50%	PASS
Class C-1 Interest Coverage Test	320.43%	>= 140.00%	PASS
Class C-1 Overcollateralization Ratio Test	155.26%	>= 136.50%	PASS
Class D-1 Interest Coverage Test	258.41%	>= 120.00%	PASS
Class D-1 Overcollateralization Ratio Test	139.27%	>= 126.00%	PASS
Interest Diversion Test	139.27%	>= 126.00%	PASS

Summary

Portfolio Assets: Discounted Obligations (z) Purchased at less than 75% per clause (y)	0.00%	<= 2.50%	PASS
Portfolio Assets: Discounted Obligations (z) Purchased per clause (y)	0.00%	<= 5.00%	PASS
Portfolio Assets: Discounted Obligations (z) Purchased per clause (y) since Closing Date	0.00%	<= 10.00%	PASS

Portfolio Assets: Requirements Summary

	Outcome	Requirement	Result
--	---------	-------------	--------

Summary

Portfolio Assets: Discretionary Reason For Sale	3.95%	<= 20.00%	PASS
Portfolio Assets: Moody's Derived Rating Per Clause (e)(i)(C)(ii)	0.00%	<= 5.00%	PASS
Portfolio Assets: Moody's Rating via RiskCalc Application	\$0.00	\$57,018,718.36	PASS

Portfolio Assets: Asset Information

Total Number of Assets

46

Total Number of Equity

2

Security	Asset ID	Security Type	Par Amount	Principal Balance	Quantity	Moody's Rating	Moody's DP Rating	S&P Rating	All-In Rate	Index Spread	Maturity Date	% CPA
American Teleconferencing Services Ltd - Term Loan	PREMRGLBSV_TL	Term Loan	\$9,261,904.76	\$9,261,904.76	0.00	B1	B2	B	7.5000%	6.5000%	08-Dec-2021	3.2487%
AmeriLife Group LLC - First Lien Initial Term Loan	AMERILIFE_FL	Term Loan	\$9,381,250.00	\$9,381,250.00	0.00	B2	B3	B	4.7500%	4.7500%	08-Jul-2022	3.2906%
Amneal Pharmaceuticals LLC - Term Loan B	AMNEALPHAR_TL	Term Loan	\$2,458,580.88	\$2,458,580.88	0.00	B1	B1	BB-	4.5008%	3.5000%	01-Nov-2019	0.8624%
Aricent Technologies - First Lien Initial Term Loan	ARCNTTCHNL_TL	Term Loan	\$8,797,723.72	\$8,797,723.72	0.00	B2	B3	B-	5.5000%	4.5000%	14-Apr-2021	3.0859%
Aricent Technologies - Second Lien Initial Term Loan	ARCNTTCHN_STL	Term Loan	\$3,500,000.00	\$3,500,000.00	0.00	Caa2	Caa2	B-	9.5000%	8.5000%	14-Apr-2022	1.2277%
Birch Communications Inc - Term Loan	BIRCHCOMM_TL	Term Loan	\$10,914,544.09	\$10,914,544.09	0.00	B3	B3	B-	7.7500%	6.7500%	17-Jul-2020	3.8284%
BMC Software Finance Inc - Initial US Term Loan	BMCSTFWRE_TL	Term Loan	\$4,688,888.89	\$4,688,888.89	0.00	B1	B3	B	5.0000%	4.0000%	10-Sep-2020	1.6447%
Capstone Logistics Acquisition Inc - First Lien Term Loan	CAPSTONEL_TLB	Term Loan	\$10,727,816.75	\$10,727,816.75	0.00	B1	B3	B-	5.5000%	4.5000%	07-Oct-2021	3.7629%
ConvergeOne Holdings Corporation - First Lien Initial Term Loan	CONVRG1HLD_FL	Term Loan	\$9,634,468.83	\$9,634,468.83	0.00	B2	B3	B	6.0000%	5.0000%	17-Jun-2020	3.3794%
ConvergeOne Holdings Corporation - Second Lien Initial Term Loan	CONVRG1_SLITL	Term Loan	\$3,000,000.00	\$3,000,000.00	0.00	Caa2	Caa2	B	9.0000%	8.0000%	17-Jun-2021	1.0523%
CT Technologies Intermediate Holdings Inc - Initial Term Loan	CTTHNINTHL_TL	Term Loan	\$1,382,500.00	\$1,382,500.00	0.00	B2	B2	B	5.2500%	4.2500%	01-Dec-2021	0.4849%
Edmentum Inc - First Lien Term Loan Non-PIK	EDMNTM_FLTNP	Term Loan	\$1,735,154.76	\$1,735,154.76	0.00	Ca	Ca	CCC-	7.5000%	6.5000%	10-Jun-2019	0.6086%
Edmentum Inc - First Lien Term Loan PIK	EDMNTUM_FLPK	Term Loan	\$40,709.79	\$40,709.79	0.00	Ca	Ca	CCC-	7.5000%	0.0000%	10-Jun-2019	0.0143%
First American Payment Systems - First Lien Term Loan	1STAMRPYMT_FL	Term Loan	\$3,035,078.49	\$3,035,078.49	0.00	Ba3	B2	B	5.7500%	4.5000%	12-Oct-2018	1.0646%
First American Payment Systems - Second Lien Term Loan	1STAMRPYMT_SL	Term Loan	\$5,220,036.71	\$5,220,036.71	0.00	Caa1	Caa1	B	10.7500%	9.5000%	12-Apr-2019	1.8310%
Global Healthcare Exchange LLC - Senior Secured Initial Term Loan	GLBLHLTH_SUIT	Term Loan	\$8,910,280.97	\$8,910,280.97	0.00	B1	B2	B	5.2500%	4.2500%	15-Aug-2022	3.1254%
Global Tel Link Corp - First Lien Term Loan	GLBLTELLNK_FL	Term Loan	\$1,988,775.36	\$1,988,775.36	0.00	B2	B3	B	5.0000%	3.7500%	25-May-2020	0.6976%
Global Tel Link Corp - Second Lien Term Loan	GLBLTELLNK_SL	Term Loan	\$2,500,000.00	\$2,500,000.00	0.00	Caa2	Caa2	B	9.0000%	7.7500%	23-Nov-2020	0.8769%
GlobalLogic Holdings Inc - Term Loan	GLOBALLOGC_TL	Term Loan	\$9,238,750.00	\$9,238,750.00	0.00	B1	B3	B	6.2500%	5.2500%	31-May-2019	3.2406%
Help Systems Holdings Inc - First Lien Initial Term Loan	HELPSYSTM_FLT	Term Loan	\$8,932,500.00	\$8,932,500.00	0.00	B2	B3	B	6.2500%	5.2500%	08-Oct-2021	3.1332%
iEnergizer Limited - Term Loan	IENERGZRLD_TL	Term Loan	\$4,894,081.36	\$4,894,081.36	0.00	Caa1	Caa1	B	7.2500%	6.0000%	01-May-2019	1.7167%
Imagine! Print Solutions LLC - Initial Term Loan	IMAGINE_INITL	Term Loan	\$3,980,000.00	\$3,980,000.00	0.00	B2	B2	B	7.0000%	6.0000%	30-Mar-2022	1.3960%
Integra Telecom Holdings Inc - Second Lien Initial Loan	INTGRATLCM_SL	Term Loan	\$4,631,847.16	\$4,631,847.16	0.00	Caa2	Caa2	B+	9.7500%	8.5000%	21-Feb-2020	1.6247%
Integra Telecom Holdings Inc - Term B-1 Loan	INTEGRTEL_TB1	Term Loan	\$4,701,208.00	\$4,701,208.00	0.00	B2	B3	B+	5.2500%	4.2500%	14-Aug-2020	1.6490%
Jackson Hewitt Inc - Initial Term Loan	JCKSNHEWIT_ITL	Term Loan	\$9,310,000.00	\$9,310,000.00	0.00	B2	B2	B	8.0000%	7.0000%	30-Jul-2020	3.2656%
Merrill Communications LLC - Initial Term Loan	MERILCOMN_NTL	Term Loan	\$10,881,932.06	\$10,881,932.06	0.00	B2	B2	B+	6.2500%	5.2500%	01-Jun-2022	3.8170%
NAB Holdings LLC - Term Loan	NABHLLC_FLTL	Term Loan	\$9,286,302.90	\$9,286,302.90	0.00	B1	B1	B	4.7500%	3.7500%	21-May-2021	3.2573%
Novetta Solutions LLC - First Lien Initial Term Loan	NVSLTNLLC_FTL	Term Loan	\$5,657,250.00	\$5,657,250.00	0.00	B3	Caa1	B-	6.0000%	5.0000%	17-Oct-2022	1.9843%
Novitex Acquisition LLC - Tranche B-2 Term Loan (First Lien)	NOVITEXIN_TB2	Term Loan	\$9,158,790.00	\$9,158,790.00	0.00	B1	B3	B	8.0000%	6.7500%	07-Jul-2020	3.2126%
PetSmart Inc - Tranche B-1 Loan	PETSMANIC_TLB	Term Loan	\$1,975,000.00	\$1,975,000.00	0.00	Ba3	B1	B+	4.2500%	3.2500%	11-Mar-2022	0.6928%
PGX Holdings Inc - First Lien Term B Loan	PGXHLDNG_FL	Term Loan	\$8,658,571.43	\$8,658,571.43	0.00	Ba3	B2	B	5.9900%	4.7500%	29-Sep-2020	3.0371%
Recorded Books Inc - First Lien Initial Term Loan	RECRDBKS_FLIT	Term Loan	\$8,742,558.14	\$8,742,558.14	0.00	***	***	***	5.5000%	4.5000%	30-Jul-2021	3.0666%
Securus Technologies Holdings Inc - Second Lien Initial Term Loan	SECURUSCHL_SL	Term Loan	\$4,200,000.00	\$4,200,000.00	0.00	Caa2	Caa2	B	9.0000%	7.7500%	30-Apr-2021	1.4732%
SESAC Holdco II LLC - First Lien Term Loan	SESACHLDCO_FL	Term Loan	\$9,275,061.30	\$9,275,061.30	0.00	B2	B3	B	5.2500%	4.2500%	08-Feb-2019	3.2533%
SourceHOV LLC - First Lien Term B Loan	SOURCEHOV_TL	Term Loan	\$6,984,375.00	\$6,984,375.00	0.00	B3	Caa1	CCC+	7.7500%	6.7500%	31-Oct-2019	2.4499%
SourceHOV LLC - Second Lien Term Loan	SRCEHOVLLC_SL	Term Loan	\$5,000,000.00	\$5,000,000.00	0.00	Caa3	Caa3	CCC+	11.5000%	10.5000%	30-Apr-2020	1.7538%
Stratose Intermediate Holdings II LLC - Term Loan	STRATOSE_FTL	Term Loan	\$4,962,500.05	\$4,962,500.05	0.00	***	***	B	6.0000%	5.0000%	26-Jan-2022	1.7407%
Stratus Technologies Inc - Initial Term Loan	STRATSTCH_ITL	Term Loan	\$8,112,500.00	\$8,112,500.00	0.00	B2	B2	B+	6.0000%	5.0000%	28-Apr-2021	2.8456%
Total Merchant Services Inc - Term Loan	TOTALMERCE_TL	Term Loan	\$9,333,750.00	\$9,333,750.00	0.00	B2	B2	B	6.5000%	5.5000%	07-Dec-2020	3.2739%
Travel Leaders Group LLC - Tranche B Term Loan	TRLEGRLT_FLTB	Term Loan	\$9,057,464.79	\$9,057,464.79	0.00	B1	B2	B+	7.0000%	6.0000%	07-Dec-2020	3.1770%
UniTek Global Services Inc - Common Stock	91324T997	Equity	\$224,425.00	\$0.00	224,425.00				0.0000%	0.0000%		0.0000%
UniTek Global Services Inc - Holdco Subordinated Note Non-PIK	UNITKGSLS_HSN	Term Loan	\$142,822.31	\$142,822.00	0.00	B3	B3	***	15.0000%	0.0000%	15-Jul-2019	0.0501%
UniTek Global Services Inc - Holdco Subordinated Note PIK	UNITKGS_HSNPK	Term Loan	\$41,904.10	\$0.00	0.00	***	***	***	15.0000%	0.0000%	15-Jul-2019	0.0000%
UniTek Global Services Inc - Second Out Tranche Advance	UNTKGLBL_SOTA	Term Loan	\$726,389.86	\$726,389.80	0.00	***	***	***	8.5000%	7.5000%	14-Jan-2019	0.2548%

Security	Asset ID	Security Type	Par Amount	Principal Balance	Quantity	Moody's Rating	Moody's DP Rating	S&P Rating	All-In Rate	Index Spread	Maturity Date	% CPA
UniTek Global Services Inc - Series A Preferred Stock	91324T989	Equity	\$1,570,975.93	\$0.00	1,570,976.00				0.0000%	0.0000%		0.0000%
US TelePacific Corp - Term Loan Advance	USTELPCFC_TLB	Term Loan	\$9,372,962.60	\$9,372,962.60	0.00	B3	B3	B	6.0000%	5.0000%	25-Nov-2020	3.2877%
Grand Total			\$266,231,635.98	\$264,394,330.57								

Portfolio Assets: Notes Information

Tranche	All-In-Rate	Base Rate	Spread	Date From	Date To	Interest	Class Break-even Default Rate	Par Amount Outstanding
Class A-1 Notes	2.57544%	0.82544%	1.75000%	25-Aug-2016	25-Nov-2016	\$921,435.20	0.0000%	\$140,000,000.00
Class B-1 Notes	4.32544%	0.82544%	3.50000%	25-Aug-2016	25-Nov-2016	\$221,078.04	0.0000%	\$20,000,000.00
Class C-1 Notes	5.57544%	0.82544%	4.75000%	25-Aug-2016	25-Nov-2016	\$327,711.97	0.0000%	\$23,000,000.00
Class D-1 Notes	6.57544%	0.82544%	5.75000%	25-Aug-2016	25-Nov-2016	\$352,881.95	0.0000%	\$21,000,000.00
Grand Total						\$1,823,107.16		\$204,000,000.00

Portfolio Assets: Account Balances

Account Name	Account Number	Account Type	Balance	Reinvestment Income
TICC CLO 2012-1 LLC - Custodial Account	716741	General	\$0.00	\$0.00
TICC CLO 2012-1 LLC - Expense Reserve Account	716743	Reserve	\$0.00	\$0.00
TICC CLO 2012-1 LLC - Interest Collection Account	716740	Interest	\$3,377,743.24	\$27.21
TICC CLO 2012-1 LLC - Payment Account	716739	General	\$0.00	\$0.00
TICC CLO 2012-1 LLC - Principal Collection Account	716740	Principal	\$20,699,261.23	\$166.74
TICC CLO 2012-1 LLC - Ramp-Up Account	716742	Interest	\$0.00	\$0.00
TICC CLO 2012-1 LLC - Revolver Funding Account	716744	Reserve	\$0.00	\$0.00
TICC CLO 2012-1 LLC - Supplemental Expense Reserve Account	716774	General	\$122,368.77	\$0.99
Grand Total			\$24,199,373.24	\$194.94

Portfolio Assets: Purchase & Sale Activity

Security	Security ID	Trade Date	PAR Amount	Price	Principal	Interest	Total Proceeds	Reason For Trade
Facility Increase								
UniTek Global Services Inc - Holdco Subordinated Note PIK	UNITKGS_HSNPK	03-Oct-2016	\$6,676.86	\$0.00	(\$6,676.86)	\$0.00	(\$6,676.86)	
Facility Increase Subtotal			\$6,676.86		(\$6,676.86)	\$0.00	(\$6,676.86)	
LIBOR Paydown								
American Teleconferencing Services Ltd - Term Loan	PREMRGLBSV_TL	30-Sep-2016	(\$119,047.62)	\$0.00	\$119,047.62	\$0.00	\$119,047.62	
AmeriLife Group LLC - First Lien Initial Term Loan	AMERILIFE_FL	30-Sep-2016	(\$23,750.00)	\$0.00	\$23,750.00	\$0.00	\$23,750.00	
Arcent Technologies - First Lien Initial Term Loan	ARCNTTCHNL_TL	30-Sep-2016	(\$16,280.29)	\$0.00	\$16,280.29	\$0.00	\$16,280.29	
Arcent Technologies - First Lien Initial Term Loan	ARCNTTCHNL_TL	30-Sep-2016	(\$5,263.55)	\$0.00	\$5,263.55	\$0.00	\$5,263.55	
Arcent Technologies - First Lien Initial Term Loan	ARCNTTCHNL_TL	30-Sep-2016	(\$918.06)	\$0.00	\$918.06	\$0.00	\$918.06	
BMC Software Finance Inc - Initial US Term Loan	BMCSTFWRE_TL	30-Sep-2016	(\$12,500.00)	\$0.00	\$12,500.00	\$0.00	\$12,500.00	
ConvergeOne Holdings Corporation - First Lien Initial Term Loan	CONVRG1HLD_FL	30-Sep-2016	(\$24,640.59)	\$0.00	\$24,640.59	\$0.00	\$24,640.59	
CT Technologies Intermediate Holdings Inc - Initial Term Loan	CTTHNINTHL_TL	30-Sep-2016	(\$3,500.00)	\$0.00	\$3,500.00	\$0.00	\$3,500.00	
Global Healthcare Exchange LLC - Senior Secured Initial Term Loan	GLBLHLTH_SST	30-Sep-2016	(\$22,331.53)	\$0.00	\$22,331.53	\$0.00	\$22,331.53	
Global Tel Link Corp - First Lien Term Loan	GLBLTELLNK_FL	30-Sep-2016	(\$5,612.32)	\$0.00	\$5,612.32	\$0.00	\$5,612.32	
GlobalLogic Holdings Inc - Term Loan	GLOBALLOGC_TL	30-Sep-2016	(\$23,750.00)	\$0.00	\$23,750.00	\$0.00	\$23,750.00	
Help Systems Holdings Inc - First Lien Initial Term Loan	HELPSYSTEM_FLT	30-Sep-2016	(\$22,500.00)	\$0.00	\$22,500.00	\$0.00	\$22,500.00	
iEnergizer Limited - Term Loan	IENERGZRLD_TL	30-Sep-2016	(\$200,000.00)	\$0.00	\$200,000.00	\$0.00	\$200,000.00	
Imagine! Print Solutions LLC - Initial Term Loan	IMAGINE_INITL	30-Sep-2016	(\$10,000.00)	\$0.00	\$10,000.00	\$0.00	\$10,000.00	
Integra Telecom Holdings Inc - Term B-1 Loan	INTEGRTEL_TB1	30-Sep-2016	(\$11,932.00)	\$0.00	\$11,932.00	\$0.00	\$11,932.00	
NAB Holdings LLC - Term Loan	NABHLLC_FLTL	30-Sep-2016	(\$23,743.39)	\$0.00	\$23,743.39	\$0.00	\$23,743.39	
Novetta Solutions LLC - First Lien Initial Term Loan	NVSLTNLLC_FTL	30-Sep-2016	(\$14,250.00)	\$0.00	\$14,250.00	\$0.00	\$14,250.00	
Novitex Acquisition LLC - Tranche B-2 Term Loan (First Lien)	NOVITEXIN_TB2	30-Sep-2016	(\$59,550.00)	\$0.00	\$59,550.00	\$0.00	\$59,550.00	
PGX Holdings Inc - First Lien Term B Loan	PGXHLDNG_FL	07-Sep-2016	(\$339,285.71)	\$0.00	\$339,285.71	\$0.00	\$339,285.71	
PGX Holdings Inc - First Lien Term B Loan	PGXHLDNG_FL	30-Sep-2016	(\$23,750.00)	\$0.00	\$23,750.00	\$0.00	\$23,750.00	
Recorded Books Inc - First Lien Initial Term Loan	RECRDBKS_FLIT	30-Sep-2016	(\$22,500.00)	\$0.00	\$22,500.00	\$0.00	\$22,500.00	
SESAC Holdco II LLC - First Lien Term Loan	SESACHLDCO_FL	30-Sep-2016	(\$24,255.47)	\$0.00	\$24,255.47	\$0.00	\$24,255.47	
SourceHOV LLC - First Lien Term B Loan	SOURCEHOV_TL	30-Sep-2016	(\$93,750.00)	\$0.00	\$93,750.00	\$0.00	\$93,750.00	
Stratose Intermediate Holdings II LLC - Term Loan	STRATOSE_FTL	30-Sep-2016	(\$12,500.00)	\$0.00	\$12,500.00	\$0.00	\$12,500.00	
Stratus Technologies Inc - Initial Term Loan	STRATSTCH_ITL	30-Sep-2016	(\$137,500.00)	\$0.00	\$137,500.00	\$0.00	\$137,500.00	
Total Merchant Services Inc - Term Loan	TOTALMERCCE_TL	30-Sep-2016	(\$23,750.00)	\$0.00	\$23,750.00	\$0.00	\$23,750.00	
Travel Leaders Group LLC - Tranche B Term Loan	TRLEGRL_FLTB	30-Sep-2016	(\$131,267.61)	\$0.00	\$131,267.61	\$0.00	\$131,267.61	
US TelePacific Corp - Term Loan Advance	USTELPCFC_TLB	30-Sep-2016	(\$23,901.52)	\$0.00	\$23,901.52	\$0.00	\$23,901.52	
LIBOR Paydown Subtotal			(\$1,432,029.66)		\$1,432,029.66	\$0.00	\$1,432,029.66	
Prime Paydown								
Amneal Pharmaceuticals LLC - Term Loan B	AMNEALPHAR_TL	30-Sep-2016	(\$6,240.05)	\$0.00	\$6,240.05	\$0.00	\$6,240.05	
Prime Paydown Subtotal			(\$6,240.05)		\$6,240.05	\$0.00	\$6,240.05	
Grand Total			(\$1,431,592.85)		\$1,431,592.85	\$0.00	\$1,431,592.85	

Class A/B Overcollateralization Ratio Test

Report Summary

Current Distribution Period : 25-Aug-2016 - 25-Nov-2016

Current Collection Period : 03-Aug-2016 - 02-Nov-2016

	Outcome	Requirement	
OC Coverage %	177.57%	>= 152.50%	PASS

Collateral			
Aggregate Principal Balance of Collateral Obligations		\$264,394,330.57	
Less:			
Total Haircut Amount		\$976,725.50	
Plus:			
Principal Proceeds		\$20,699,261.23	
Adjusted Collateral Principal Amount (Numerator)			\$284,116,866.30
 Aggregate Outstanding Amount of Secured Notes			 \$160,000,000.00

Tranche	Par Amount Outstanding
A	
Class A-1 Notes	\$140,000,000.00
A Subtotal	\$140,000,000.00
B	
Class B-1 Notes	\$20,000,000.00
B Subtotal	\$20,000,000.00
Grand Total	\$160,000,000.00

Class C-1 Overcollateralization Ratio Test

Report Summary

Current Distribution Period : 25-Aug-2016 - 25-Nov-2016

Current Collection Period : 03-Aug-2016 - 02-Nov-2016

	Outcome	Requirement	
OC Coverage %	155.26%	>= 136.50%	PASS

Collateral			
Aggregate Principal Balance of Collateral Obligations		\$264,394,330.57	
Less:			
Total Haircut Amount		\$976,725.50	
Plus:			
Principal Proceeds		\$20,699,261.23	
Adjusted Collateral Principal Amount (Numerator)			\$284,116,866.30
 Aggregate Outstanding Amount of Secured Notes			 \$183,000,000.00

Tranche	Par Amount Outstanding
A	
Class A-1 Notes	\$140,000,000.00
A Subtotal	\$140,000,000.00
B	
Class B-1 Notes	\$20,000,000.00
B Subtotal	\$20,000,000.00
C	
Class C-1 Notes	\$23,000,000.00
C Subtotal	\$23,000,000.00
Grand Total	\$183,000,000.00

Class D-1 Overcollateralization Ratio Test

Report Summary

Current Distribution Period : 25-Aug-2016 - 25-Nov-2016

Current Collection Period : 03-Aug-2016 - 02-Nov-2016

	Outcome	Requirement	
OC Coverage %	139.27%	>= 126.00%	PASS

Collateral			
Aggregate Principal Balance of Collateral Obligations		\$264,394,330.57	
Less:			
Total Haircut Amount		\$976,725.50	
Plus:			
Principal Proceeds		\$20,699,261.23	
Adjusted Collateral Principal Amount (Numerator)			\$284,116,866.30
 Aggregate Outstanding Amount of Secured Notes			 \$204,000,000.00

Tranche	Par Amount Outstanding
A	
Class A-1 Notes	\$140,000,000.00
A Subtotal	\$140,000,000.00
B	
Class B-1 Notes	\$20,000,000.00
B Subtotal	\$20,000,000.00
C	
Class C-1 Notes	\$23,000,000.00
C Subtotal	\$23,000,000.00
D	
Class D-1 Notes	\$21,000,000.00
D Subtotal	\$21,000,000.00
Grand Total	\$204,000,000.00

Class A/B Interest Coverage Test

Report Summary

Current Distribution Period : 25-Aug-2016 - 25-Nov-2016

Current Collection Period : 03-Aug-2016 - 02-Nov-2016

	Outcome	Requirement	
Interest Coverage %	412.34%	>= 160.00%	PASS

Actual:

Interest Received on CDS	\$3,377,743.24	
Miscellaneous Interest Proceeds	\$0.00	
Interest Receivable not projected	\$0.00	
Subtotal:		\$3,377,743.24

Projected:

Interest on CDS	\$1,345,846.71	
Reinvestment Income	\$3.29	
Interest on Account Balances	\$194.94	
Subtotal:		\$1,346,044.93

Less:

Principal Financed Accrued Interest	\$0.00	
Section 11.1(a)(i)(A) and (B)	\$12,787.54	
Subtotal:		\$12,787.54

Collateral Interest Amount (Numerator): **\$4,711,000.63**

Interest due and payable on the Secured Notes (Denominator): **\$1,142,513.24**

All-In-Rate	Base Rate	Spread	Date From	Date To	Par Amount	Interest
Class A-1 Notes						
2.5754%	0.8254%	1.7500%	25-Aug-2016	25-Nov-2016	\$140,000,000.00	\$921,435.20
				Class A-1 Notes Subtotal	\$140,000,000.00	\$921,435.20
Class B-1 Notes						
4.3254%	0.8254%	3.5000%	25-Aug-2016	25-Nov-2016	\$20,000,000.00	\$221,078.04

Class B-1 Notes Subtotal	\$20,000,000.00	\$221,078.04
Grand Total	\$160,000,000.00	\$1,142,513.24

Class C-1 Interest Coverage Test

Report Summary

Current Distribution Period : 25-Aug-2016 - 25-Nov-2016

Current Collection Period : 03-Aug-2016 - 02-Nov-2016

	Outcome	Requirement	
Interest Coverage %	320.43%	>= 140.00%	PASS

Actual:

Interest Received on CDS	\$3,377,743.24	
Miscellaneous Interest Proceeds	\$0.00	
Interest Receivable not projected	\$0.00	
Subtotal:		\$3,377,743.24

Projected:

Interest on CDS	\$1,345,846.71	
Reinvestment Income	\$3.29	
Interest on Account Balances	\$194.94	
Subtotal:		\$1,346,044.93

Less:

Principal Financed Accrued Interest	\$0.00	
Section 11.1(a)(i)(A) and (B)	\$12,787.54	
Subtotal:		\$12,787.54

Collateral Interest Amount (Numerator): **\$4,711,000.63**

Interest due and payable on the Secured Notes (Denominator): **\$1,470,225.22**

All-In-Rate	Base Rate	Spread	Date From	Date To	Par Amount	Interest
Class A-1 Notes						
2.5754%	0.8254%	1.7500%	25-Aug-2016	25-Nov-2016	\$140,000,000.00	\$921,435.20
				Class A-1 Notes Subtotal	\$140,000,000.00	\$921,435.20
Class B-1 Notes						
4.3254%	0.8254%	3.5000%	25-Aug-2016	25-Nov-2016	\$20,000,000.00	\$221,078.04

					Class B-1 Notes Subtotal	\$20,000,000.00	\$221,078.04
Class C-1 Interest on Deferred Interest							
0.0000%	0.0000%	0.0000%	04-Oct-2016	04-Oct-2016		\$0.00	\$0.00
					Class C-1 Interest on Deferred Interest Subtotal	\$0.00	\$0.00
Class C-1 Notes							
5.5754%	0.8254%	4.7500%	25-Aug-2016	25-Nov-2016		\$23,000,000.00	\$327,711.97
					Class C-1 Notes Subtotal	\$23,000,000.00	\$327,711.97
					Grand Total	\$183,000,000.00	\$1,470,225.22

Class D-1 Interest Coverage Test

Report Summary

Current Distribution Period : 25-Aug-2016 - 25-Nov-2016

Current Collection Period : 03-Aug-2016 - 02-Nov-2016

	Outcome	Requirement	
Interest Coverage %	258.41%	>= 120.00%	PASS

Actual:

Interest Received on CDS	\$3,377,743.24	
Miscellaneous Interest Proceeds	\$0.00	
Interest Receivable not projected	\$0.00	
Subtotal:		\$3,377,743.24

Projected:

Interest on CDS	\$1,345,846.71	
Reinvestment Income	\$3.29	
Interest on Account Balances	\$194.94	
Subtotal:		\$1,346,044.93

Less:

Principal Financed Accrued Interest	\$0.00	
Section 11.1(a)(i)(A) and (B)	\$12,787.54	
Subtotal:		\$12,787.54

Collateral Interest Amount (Numerator): **\$4,711,000.63**

Interest due and payable on the Secured Notes (Denominator): **\$1,823,107.16**

All-In-Rate	Base Rate	Spread	Date From	Date To	Par Amount	Interest
Class A-1 Notes						
2.5754%	0.8254%	1.7500%	25-Aug-2016	25-Nov-2016	\$140,000,000.00	\$921,435.20
				Class A-1 Notes Subtotal	\$140,000,000.00	\$921,435.20
Class B-1 Notes						
4.3254%	0.8254%	3.5000%	25-Aug-2016	25-Nov-2016	\$20,000,000.00	\$221,078.04

				Class B-1 Notes Subtotal	\$20,000,000.00	\$221,078.04
Class C-1 Interest on Deferred Interest						
0.0000%	0.0000%	0.0000%	04-Oct-2016	04-Oct-2016	\$0.00	\$0.00
				Class C-1 Interest on Deferred Interest Subtotal	\$0.00	\$0.00
Class C-1 Notes						
5.5754%	0.8254%	4.7500%	25-Aug-2016	25-Nov-2016	\$23,000,000.00	\$327,711.97
				Class C-1 Notes Subtotal	\$23,000,000.00	\$327,711.97
Class D-1 Interest on Deferred Interest						
0.0000%	0.0000%	0.0000%	04-Oct-2016	04-Oct-2016	\$0.00	\$0.00
				Class D-1 Interest on Deferred Interest Subtotal	\$0.00	\$0.00
Class D-1 Notes						
6.5754%	0.8254%	5.7500%	25-Aug-2016	25-Nov-2016	\$21,000,000.00	\$352,881.95
				Class D-1 Notes Subtotal	\$21,000,000.00	\$352,881.95
				Grand Total	\$204,000,000.00	\$1,823,107.16

Interest Diversion Test

Report Summary

Current Distribution Period : 25-Aug-2016 - 25-Nov-2016

Current Collection Period : 03-Aug-2016 - 02-Nov-2016

	Outcome	Requirement	
OC Coverage %	139.27%	>= 126.00%	PASS

Collateral			
Aggregate Principal Balance of Collateral Obligations		\$264,394,330.57	
Less:			
Total Haircut Amount		\$976,725.50	
Plus:			
Principal Proceeds		\$20,699,261.23	
Adjusted Collateral Principal Amount (Numerator)			\$284,116,866.30
 Aggregate Outstanding Amount of Secured Notes			 \$204,000,000.00

Tranche	Par Amount Outstanding
A	
Class A-1 Notes	\$140,000,000.00
A Subtotal	\$140,000,000.00
B	
Class B-1 Notes	\$20,000,000.00
B Subtotal	\$20,000,000.00
C	
Class C-1 Notes	\$23,000,000.00
C Subtotal	\$23,000,000.00
D	
Class D-1 Notes	\$21,000,000.00
D Subtotal	\$21,000,000.00
Grand Total	\$204,000,000.00

Portfolio Assets: Principal Financed Accrued Interest

OC Test Adjustment: Accrued Interest Purchased with Principal	\$0.00
IC Test Adjustment: Accrued Interest Purchased with Principal	\$0.00

No records matched the report criteria or there is no data available.

Maximum Moody's Weighted Average Rating Factor Test

Adjusted Weighted Average Moody's Rating Factor 3742
 Maximum Moody's Weighted Average Rating Factor <=3386

Result **FAIL**

Description	Security ID	Asset Type	Principal Balance	Moody's DP Rating AF CW - Adjusted	Rating Factor	Weight
American Teleconferencing Services Ltd - Term Loan	PREMRGLBSV_TL	Loan	\$9,261,904.76	B2	2,720.00	\$25,192,380,947.20
AmeriLife Group LLC - First Lien Initial Term Loan	AMERILIFE_FL	Loan	\$9,381,250.00	B3	3,490.00	\$32,740,562,500.00
Amneal Pharmaceuticals LLC - Term Loan B	AMNEALPHAR_TL	Loan	\$2,458,580.88	B1	2,220.00	\$5,458,049,553.60
Aricent Technologies - First Lien Initial Term Loan	ARCNTTCHNL_TL	Loan	\$8,797,723.72	B3	3,490.00	\$30,704,055,782.80
Aricent Technologies - Second Lien Initial Term Loan	ARCNTTCHN_STL	Loan	\$3,500,000.00	Caa2	6,500.00	\$22,750,000,000.00
Birch Communications Inc - Term Loan	BIRCHCOMM_TL	Loan	\$10,914,544.09	B3	3,490.00	\$38,091,758,874.10
BMC Software Finance Inc - Initial US Term Loan	BMCSFTWRE_TL	Loan	\$4,688,888.89	B3	3,490.00	\$16,364,222,226.10
Capstone Logistics Acquisition Inc - First Lien Term Loan	CAPSTONEL_TLB	Loan	\$10,727,816.75	B3	3,490.00	\$37,440,080,457.50
ConvergeOne Holdings Corporation - First Lien Initial Term Loan	CONVRG1HLD_FL	Loan	\$9,634,468.83	B3	3,490.00	\$33,624,296,216.70
ConvergeOne Holdings Corporation - Second Lien Initial Term Loan	CONVRG1_SLITL	Loan	\$3,000,000.00	Caa2	6,500.00	\$19,500,000,000.00
CT Technologies Intermediate Holdings Inc - Initial Term Loan	CTTHNINTHL_TL	Loan	\$1,382,500.00	B2	2,720.00	\$3,760,400,000.00
First American Payment Systems - First Lien Term Loan	1STAMRPYMT_FL	Loan	\$3,035,078.49	B2	2,720.00	\$8,255,413,492.80
First American Payment Systems - Second Lien Term Loan	1STAMRPYMT_SL	Loan	\$5,220,036.71	Caa1	4,770.00	\$24,899,575,106.70
Global Healthcare Exchange LLC - Senior Secured Initial Term Loan	GLBLHLTH_SSIT	Loan	\$8,910,280.97	B2	2,720.00	\$24,235,964,238.40
Global Tel Link Corp - First Lien Term Loan	GLBLTELLNK_FL	Loan	\$1,988,775.36	B3	3,490.00	\$6,940,826,006.40
Global Tel Link Corp - Second Lien Term Loan	GLBLTELLNK_SL	Loan	\$2,500,000.00	Caa2	6,500.00	\$16,250,000,000.00
GlobalLogic Holdings Inc - Term Loan	GLOBALLOGC_TL	Loan	\$9,238,750.00	B3	3,490.00	\$32,243,237,500.00
Help Systems Holdings Inc - First Lien Initial Term Loan	HELPSYSTEM_FLT	Loan	\$8,932,500.00	B3	3,490.00	\$31,174,425,000.00
iEnergizer Limited - Term Loan	IENERGZRLD_TL	Loan	\$4,894,081.36	Caa2	6,500.00	\$31,811,528,840.00
Imagine! Print Solutions LLC - Initial Term Loan	IMAGINE_INITL	Loan	\$3,980,000.00	B2	2,720.00	\$10,825,600,000.00
Integra Telecom Holdings Inc - Second Lien Initial Loan	INTGRATLCLM_SL	Loan	\$4,631,847.16	Caa2	6,500.00	\$30,107,006,540.00
Integra Telecom Holdings Inc - Term B-1 Loan	INTEGRTEL_TB1	Loan	\$4,701,208.00	B3	3,490.00	\$16,407,215,920.00
Jackson Hewitt Inc - Initial Term Loan	JCKSNHEWI_ITL	Loan	\$9,310,000.00	B2	2,720.00	\$25,323,200,000.00
Merrill Communications LLC - Initial Term Loan	MERILCOMN_NTL	Loan	\$10,881,932.06	B2	2,720.00	\$29,598,855,203.20
NAB Holdings LLC - Term Loan	NABHLLC_FLTL	Loan	\$9,286,302.90	B2	2,720.00	\$25,258,743,888.00
Novetta Solutions LLC - First Lien Initial Term Loan	NOVSLTNLLC_FTL	Loan	\$5,657,250.00	Caa2	6,500.00	\$36,772,125,000.00
Novitex Acquisition LLC - Tranche B-2 Term Loan (First Lien)	NOVITEXIN_TB2	Loan	\$9,158,790.00	B3	3,490.00	\$31,964,177,100.00
PetSmart Inc - Tranche B-1 Loan	PETSMAINC_TLB	Loan	\$1,975,000.00	B1	2,220.00	\$4,384,500,000.00
PGX Holdings Inc - First Lien Term B Loan	PGXHLDNL_FL	Loan	\$8,658,571.43	B2	2,720.00	\$23,551,314,289.60
Recorded Books Inc - First Lien Initial Term Loan	RECRDBKS_FLIT	Loan	\$8,742,558.14	***	***	***
Securus Technologies Holdings Inc - Second Lien Initial Term Loan	SECURUSTCH_SL	Loan	\$4,200,000.00	Caa2	6,500.00	\$27,300,000,000.00
SESAC Holdco II LLC - First Lien Term Loan	SESACHLDCO_FL	Loan	\$9,275,061.30	B3	3,490.00	\$32,369,963,937.00
SourceHOV LLC - First Lien Term B Loan	SOURCEHOV_TL	Loan	\$6,984,375.00	Caa2	6,500.00	\$45,398,437,500.00
SourceHOV LLC - Second Lien Term Loan	SRCEHOVLLC_SL	Loan	\$5,000,000.00	Ca	10,000.00	\$50,000,000,000.00
Stratose Intermediate Holdings II LLC - Term Loan	STRATOSE_FTL	Loan	\$4,962,500.05	***	***	***
Stratus Technologies Inc - Initial Term Loan	STRATSTCH_ITL	Loan	\$8,112,500.00	B2	2,720.00	\$22,066,000,000.00
Total Merchant Services Inc - Term Loan	TOTALMERCE_TL	Loan	\$9,333,750.00	B2	2,720.00	\$25,387,800,000.00
Travel Leaders Group LLC - Tranche B Term Loan	TRLEGRLL_FLTB	Loan	\$9,057,464.79	B2	2,720.00	\$24,636,304,228.80
UniTek Global Services Inc - Holdco Subordinated Note Non-PIK	UNITKSGSI_HSN	Loan	\$142,822.00	B3	3,490.00	\$498,448,780.00
UniTek Global Services Inc - Holdco Subordinated Note PIK	UNITKGS_HSNPK	Loan	\$0.00	***	***	***
UniTek Global Services Inc - Second Out Tranche Advance	UNTKGLBL_SOTA	Loan	\$726,389.80	***	***	***
US TelePacific Corp - Term Loan Advance	USTELPCFC_TLB	Loan	\$9,372,962.60	B3	3,490.00	\$32,711,639,474.00

Grand Total \$262,618,466.03

\$982,542,737,049.50

Minimum Weighted Average Spread Test

APB of Collateral Obligations (excluding Defaults and Capitalized Interest)	\$262,618,466.03
APB of Float Rate Collateral Obligations (excluding Defaults and Capitalized Interest)	\$262,475,644.03
Target Initial Par Amount	\$160,000,000.00
LIBOR applicable to the Secured Notes during Interest Accrual Period	0.8254%
LIBOR as of the preceding Interest Determination Date	0.6623%
Aggregate Excess Funded Spread (excluding Defaults and Capitalized Interest)	\$847,053.87
Aggregate Funded Spread (excluding Defaults and Capitalized Interest)	\$15,220,405.64
Aggregate Unfunded Spread (excluding Defaults and Capitalized Interest)	\$0.00

Minimum Weighted Average Spread Test

Weighted Average Spread (excluding Defaults and Capitalized Interest)	6.122%	
Excess Weighted Average Coupon	0.004%	
Weighted Average Spread plus Excess Weighted Average Coupon		6.13%
Minimum Weighted Average Spread		>=6.15%

Result: **FAIL**

Security	Security ID	Payment Frequency	Amount	Default	Rate Index	Is Libor Floor	Libor Base Rate	All In Rate	Spread	Adjusted Spread	Annual Interest/Adjusted Spread
Float											
American Teleconferencing Services Ltd - Term Loan	PREMRGLBSV_TL	Quarterly	\$9,261,904.76	No	LIBOR	Yes	1.0000%	7.5000%	6.5000%	6.6746%	\$618,191.39
AmeriLife Group LLC - First Lien Initial Term Loan	AMERILIFE_FL	Quarterly	\$9,381,250.00	No	LIBOR	Yes	1.0000%	5.7500%	4.7500%	4.9246%	\$461,985.29
Amneal Pharmaceuticals LLC - Term Loan B	AMNEALPHAR_TL	Quarterly	\$1,285.66	No	PRIME		1.0000%	6.0000%	2.5000%	5.3377%	\$68.62
Amneal Pharmaceuticals LLC - Term Loan B	AMNEALPHAR_TL	Quarterly	\$2,457,295.22	No	LIBOR	Yes	1.0000%	4.5000%	3.5000%	3.6746%	\$90,294.79
Aricent Technologies - First Lien Initial Term Loan	ARCNTTCHNL_TL	Monthly	\$4,284,287.76	No	LIBOR	Yes	1.0000%	5.5000%	4.5000%	4.6746%	\$200,271.60
Aricent Technologies - First Lien Initial Term Loan	ARCNTTCHNL_TL	Semi-Annual	\$358,962.11	No	LIBOR	Yes	1.0000%	5.5000%	4.5000%	4.6746%	\$16,779.90
Aricent Technologies - First Lien Initial Term Loan	ARCNTTCHNL_TL	Semi-Annual	\$2,073,166.85	No	LIBOR	Yes	1.0000%	5.5000%	4.5000%	4.6746%	\$96,911.43
Aricent Technologies - First Lien Initial Term Loan	ARCNTTCHNL_TL	Semi-Annual	\$2,081,307.00	No	LIBOR	Yes	1.0000%	5.5000%	4.5000%	4.6746%	\$97,291.94
Aricent Technologies - Second Lien Initial Term Loan	ARCNTTCHN_STL	Quarterly	\$3,500,000.00	No	LIBOR	Yes	1.0000%	9.5000%	8.5000%	8.6746%	\$303,609.60
Birch Communications Inc - Term Loan	BIRCHCOMM_TL	Quarterly	\$10,914,544.09	No	LIBOR	Yes	1.0000%	7.7500%	6.7500%	6.9246%	\$755,784.15
BMC Software Finance Inc - Initial US Term Loan	BMCSTFWRE_TL	Quarterly	\$4,688,888.89	No	LIBOR	Yes	1.0000%	5.0000%	4.0000%	4.1746%	\$195,740.48
Capstone Logistics Acquisition Inc - First Lien Term Loan	CAPSTONEL_TLB	Monthly	\$10,727,816.75	No	LIBOR	Yes	1.0000%	5.5000%	4.5000%	4.6746%	\$501,478.23
ConvergeOne Holdings Corporation - First Lien Initial Term Loan	CONVRG1HLD_FL	Monthly	\$9,634,468.83	No	LIBOR	Yes	1.0000%	6.0000%	5.0000%	5.1746%	\$498,541.37
ConvergeOne Holdings Corporation - Second Lien Initial Term Loan	CONVRG1_SLITL	Monthly	\$3,000,000.00	No	LIBOR	Yes	1.0000%	9.0000%	8.0000%	8.1746%	\$245,236.80
CT Technologies Intermediate Holdings Inc - Initial Term Loan	CTTHNINTHL_TL	Monthly	\$1,382,500.00	No	LIBOR	Yes	1.0000%	5.2500%	4.2500%	4.4246%	\$61,169.54
First American Payment Systems - First Lien Term Loan	1STAMRPYMT_FL	Monthly	\$176,000.00	No	LIBOR	Yes	1.2500%	5.7500%	4.5000%	4.9246%	\$8,667.23

Security	Security ID	Payment Frequency	Amount	Default	Rate Index	Is Libor Floor	Libor Base Rate	All In Rate	Spread	Adjusted Spread	Annual Interest/Adjusted Spread
First American Payment Systems - First Lien Term Loan	1STAMRPYMT_FL	Monthly	\$2,859,078.49	No	LIBOR	Yes	1.2500%	5.7500%	4.5000%	4.9246%	\$140,797.04
First American Payment Systems - Second Lien Term Loan	1STAMRPYMT_SL	Monthly	\$5,220,036.71	No	LIBOR	Yes	1.2500%	10.7500%	9.5000%	9.9246%	\$518,065.68
Global Healthcare Exchange LLC - Senior Secured Initial Term Loan	GLBLHLTH_SST	Quarterly	\$8,910,280.97	No	LIBOR	Yes	1.0000%	5.2500%	4.2500%	4.4246%	\$394,240.73
Global Tel Link Corp - First Lien Term Loan	GLBLTELLNK_FL	Quarterly	\$1,988,775.36	No	LIBOR	Yes	1.2500%	5.0000%	3.7500%	4.1746%	\$83,022.62
Global Tel Link Corp - Second Lien Term Loan	GLBLTELLNK_SL	Quarterly	\$2,500,000.00	No	LIBOR	Yes	1.2500%	9.0000%	7.7500%	8.1746%	\$204,364.00
GlobalLogic Holdings Inc - Term Loan	GLOBALLOGC_TL	Quarterly	\$9,238,750.00	No	LIBOR	Yes	1.0000%	6.2500%	5.2500%	5.4246%	\$501,161.54
Help Systems Holdings Inc - First Lien Initial Term Loan	HELPSYSTM_FLT	Quarterly	\$8,932,500.00	No	LIBOR	Yes	1.0000%	6.2500%	5.2500%	5.4246%	\$484,548.82
iEnergizer Limited - Term Loan	IENERGZRLD_TL	Monthly	\$4,894,081.36	No	LIBOR	Yes	1.2500%	7.2500%	6.0000%	6.4246%	\$314,423.19
Imagine! Print Solutions LLC - Initial Term Loan	IMAGINE_INITL	Quarterly	\$3,980,000.00	No	LIBOR	Yes	1.0000%	7.0000%	6.0000%	6.1746%	\$245,747.49
Integra Telecom Holdings Inc - Second Lien Initial Loan	INTGRATLCM_SL	Quarterly	\$4,631,847.16	No	LIBOR	Yes	1.2500%	9.7500%	8.5000%	8.9246%	\$413,371.98
Integra Telecom Holdings Inc - Term B-1 Loan	INTEGRTEL_TB1	Quarterly	\$815,196.79	No	LIBOR	Yes	1.0000%	5.2500%	4.2500%	4.4246%	\$36,068.87
Integra Telecom Holdings Inc - Term B-1 Loan	INTEGRTEL_TB1	Quarterly	\$1,450,909.17	No	LIBOR	Yes	1.0000%	5.2500%	4.2500%	4.4246%	\$64,196.35
Integra Telecom Holdings Inc - Term B-1 Loan	INTEGRTEL_TB1	Quarterly	\$2,435,102.04	No	LIBOR	Yes	1.0000%	5.2500%	4.2500%	4.4246%	\$107,742.55
Jackson Hewitt Inc - Initial Term Loan	JCKSNHEW_ITL	Quarterly	\$9,310,000.00	No	LIBOR	Yes	1.0000%	8.0000%	7.0000%	7.1746%	\$667,951.54
Merrill Communications LLC - Initial Term Loan	MERILCOMN_NTL	Quarterly	\$10,881,932.06	No	LIBOR	Yes	1.0000%	6.2500%	5.2500%	5.4246%	\$590,296.93
NAB Holdings LLC - Term Loan	NABHLLC_FLTL	Quarterly	\$9,286,302.90	No	LIBOR	Yes	1.0000%	4.7500%	3.7500%	3.9246%	\$364,446.53
Novetta Solutions LLC - First Lien Initial Term Loan	NVSLTNLLC_FTL	Quarterly	\$5,657,250.00	No	LIBOR	Yes	1.0000%	6.0000%	5.0000%	5.1746%	\$292,737.80
Novitex Acquisition LLC - Tranche B-2 Term Loan (First Lien)	NOVITEXIN_TB2	Quarterly	\$9,158,790.00	No	LIBOR	Yes	1.2500%	8.0000%	6.7500%	7.1746%	\$657,102.88
PetSmart Inc - Tranche B-1 Loan	PETSMAINC_TLB	Quarterly	\$1,975,000.00	No	LIBOR	Yes	1.0000%	4.2500%	3.2500%	3.4246%	\$67,635.06
PGX Holdings Inc - First Lien Term B Loan	PGXHLDN_FL	Quarterly	\$8,658,571.43	No	LIBOR	Yes	1.0000%	5.9900%	4.7500%	4.7500%	\$411,282.14
Recorded Books Inc - First Lien Initial Term Loan	RECRDBKS_FLIT	Quarterly	\$8,742,558.14	No	LIBOR	Yes	1.0000%	5.5000%	4.5000%	4.6746%	\$408,676.13
Securus Technologies Holdings Inc - Second Lien Initial Term Loan	SECURUSTCH_SL	Quarterly	\$4,200,000.00	No	LIBOR	Yes	1.2500%	9.0000%	7.7500%	8.1746%	\$343,331.52
SESAC Holdco II LLC - First Lien Term Loan	SESACHLDCCO_FL	Quarterly	\$9,275,061.30	No	LIBOR	Yes	1.2500%	5.2500%	4.2500%	4.6746%	\$433,568.31
SourceHOV LLC - First Lien Term B Loan	SOURCEHOV_TL	Monthly	\$6,984,375.00	No	LIBOR	Yes	1.0000%	7.7500%	6.7500%	6.9246%	\$483,637.24
SourceHOV LLC - Second Lien Term Loan	SRCEHOVLLC_SL	Monthly	\$5,000,000.00	No	LIBOR	Yes	1.0000%	11.5000%	10.5000%	10.6746%	\$533,728.00
Stratose Intermediate Holdings II LLC - Term Loan	STRATOSE_FTL	Quarterly	\$4,962,500.05	No	LIBOR	Yes	1.0000%	6.0000%	5.0000%	5.1746%	\$256,787.54
Stratus Technologies Inc - Initial Term Loan	STRATSTCH_ITL	Monthly	\$8,112,500.00	No	LIBOR	Yes	1.0000%	6.0000%	5.0000%	5.1746%	\$419,786.18
Total Merchant Services Inc - Term Loan	TOTALMERCE_TL	Quarterly	\$9,333,750.00	No	LIBOR	Yes	1.0000%	6.5000%	5.5000%	5.6746%	\$529,649.24
Travel Leaders Group LLC - Tranche B Term Loan	TRLEGRLL_FLTB	Quarterly	\$9,057,464.79	No	LIBOR	Yes	1.0000%	7.0000%	6.0000%	6.1746%	\$559,258.60
UniTek Global Services Inc - Second Out Tranche Advance	UNTKGLBL_SOTA	Quarterly	\$726,389.80	No	LIBOR	Yes	1.0000%	8.5000%	7.5000%	7.6746%	\$55,747.22
US TelePacific Corp - Term Loan Advance	USTELPCFC_TLB	Quarterly	\$9,372,962.60	No	LIBOR	Yes	1.0000%	6.0000%	5.0000%	5.1746%	\$485,009.57
		Float Subtotal	\$262,475,644.03								\$15,220,405.64
		Grand Total	\$262,475,644.03								\$15,220,405.64

Minimum Weighted Average Coupon Test

APB of Collateral Obligations (excluding Defaults and Capitalized Interest)	\$262,618,466.03
APB of Fixed Rate Collateral Obligations (excluding Defaults and Capitalized Interest)	\$142,822.00
Aggregate Coupon (excluding Defaults and Capitalized Interest)	\$21,423.30

Minimum Weighted Average Fixed Rate Coupon Test

Weighted Average Fixed Rate Coupon (excluding Defaults and Capitalized Interest)	15.000%	
Excess Weighted Average Floating Spread	0.000%	
Weighted Average Fixed Rate Coupon plus Excess Weighted Average Floating Spread		15.00%
Minimum Weighted Average Fixed Rate Coupon		>=7.00%

Result: PASS

Security	Security ID	Payment Frequency	Amount	Default	Rate Index	All In Rate	Adjusted Coupon	Annual Interest
UniTek Global Services Inc - Holdco Subordinated Note Non-PIK	UNITEKGS1_HSN	Quarterly	\$142,822.00	No	Fixed	0.0000%	15.0000%	\$21,423.30
			Grand Total					\$21,423.30

Portfolio Assets: Weighted Average Spread - S&P CDO Monitor

APB of Collateral Obligations (excluding Defaults and Capitalized Interest)	\$262,618,466.03
APB of Float Rate Collateral Obligations (excluding Defaults and Capitalized Interest)	\$262,475,644.03
Aggregate Funded Spread (excluding Defaults and Capitalized Interest)	\$14,665,049.14
Aggregate Unfunded Spread (excluding Defaults and Capitalized Interest)	\$0.00

Weighted Average Spread for S&P CDO Monitor (excluding Defaults and Capitalized Interest) 5.587%

Security	Security ID	Payment Frequency	Amount	Default	Rate Index	All In Rate	Spread	Adjusted Spread	Annual Interest/Adjusted Spread
Float									
American Teleconferencing Services Ltd - Term Loan	PREMRGLBSV_TL	Quarterly	\$9,261,904.76	No	LIBOR	7.5000%	6.5000%	6.5000%	\$602,023.81
AmeriLife Group LLC - First Lien Initial Term Loan	AMERILIFE_FL	Quarterly	\$9,381,250.00	No	LIBOR	5.7500%	4.7500%	4.7500%	\$445,609.38
Amneal Pharmaceuticals LLC - Term Loan B	AMNEALPHAR_TL	Quarterly	\$1,285.66	No	PRIME	6.0000%	2.5000%	2.5000%	\$32.14
Amneal Pharmaceuticals LLC - Term Loan B	AMNEALPHAR_TL	Quarterly	\$2,457,295.22	No	LIBOR	4.5000%	3.5000%	3.5000%	\$86,005.33
Aricent Technologies - First Lien Initial Term Loan	ARCNTTCHNL_TL	Monthly	\$4,284,287.76	No	LIBOR	5.5000%	4.5000%	4.5000%	\$192,792.95
Aricent Technologies - First Lien Initial Term Loan	ARCNTTCHNL_TL	Semi-Annual	\$358,962.11	No	LIBOR	5.5000%	4.5000%	4.5000%	\$16,153.30
Aricent Technologies - First Lien Initial Term Loan	ARCNTTCHNL_TL	Semi-Annual	\$2,073,166.85	No	LIBOR	5.5000%	4.5000%	4.5000%	\$93,292.51
Aricent Technologies - First Lien Initial Term Loan	ARCNTTCHNL_TL	Semi-Annual	\$2,081,307.00	No	LIBOR	5.5000%	4.5000%	4.5000%	\$93,658.81
Aricent Technologies - Second Lien Initial Term Loan	ARCNTTCHN_STL	Quarterly	\$3,500,000.00	No	LIBOR	9.5000%	8.5000%	8.5000%	\$297,500.00
Birch Communications Inc - Term Loan	BIRCHCOMM_TL	Quarterly	\$10,914,544.09	No	LIBOR	7.7500%	6.7500%	6.7500%	\$736,731.73
BMC Software Finance Inc - Initial US Term Loan	BMCSFTWRE_TL	Quarterly	\$4,688,888.89	No	LIBOR	5.0000%	4.0000%	4.0000%	\$187,555.56
Capstone Logistics Acquisition Inc - First Lien Term Loan	CAPSTONE_TLB	Monthly	\$10,727,816.75	No	LIBOR	5.5000%	4.5000%	4.5000%	\$482,751.75
ConvergeOne Holdings Corporation - First Lien Initial Term Loan	CONVRG1HLD_FL	Monthly	\$9,634,468.83	No	LIBOR	6.0000%	5.0000%	5.0000%	\$481,723.44
ConvergeOne Holdings Corporation - Second Lien Initial Term Loan	CONVRG1_SLITL	Monthly	\$3,000,000.00	No	LIBOR	9.0000%	8.0000%	8.0000%	\$240,000.00
CT Technologies Intermediate Holdings Inc - Initial Term Loan	CTTHNINTHL_TL	Monthly	\$1,382,500.00	No	LIBOR	5.2500%	4.2500%	4.2500%	\$58,756.25
First American Payment Systems - First Lien Term Loan	1STAMPYMT_FL	Monthly	\$176,000.00	No	LIBOR	5.7500%	4.5000%	4.5000%	\$7,920.00
First American Payment Systems - First Lien Term Loan	1STAMPYMT_FL	Monthly	\$2,859,078.49	No	LIBOR	5.7500%	4.5000%	4.5000%	\$128,658.53
First American Payment Systems - Second Lien Term Loan	1STAMPYMT_SL	Monthly	\$5,220,036.71	No	LIBOR	10.7500%	9.5000%	9.5000%	\$495,903.49
Global Healthcare Exchange LLC - Senior Secured Initial Term Loan	GLBLHLTH_SSIT	Quarterly	\$8,910,280.97	No	LIBOR	5.2500%	4.2500%	4.2500%	\$378,686.94
Global Tel Link Corp - First Lien Term Loan	GLBLTELLNK_FL	Quarterly	\$1,988,775.36	No	LIBOR	5.0000%	3.7500%	3.7500%	\$74,579.08
Global Tel Link Corp - Second Lien Term Loan	GLBLTELLNK_SL	Quarterly	\$2,500,000.00	No	LIBOR	9.0000%	7.7500%	7.7500%	\$193,750.00
GlobalLogic Holdings Inc - Term Loan	GLOBALLOGC_TL	Quarterly	\$9,238,750.00	No	LIBOR	6.2500%	5.2500%	5.2500%	\$485,034.38
Help Systems Holdings Inc - First Lien Initial Term Loan	HELPSYSTM_FLT	Quarterly	\$8,932,500.00	No	LIBOR	6.2500%	5.2500%	5.2500%	\$468,956.25
iEnergizer Limited - Term Loan	IENERGZRLD_TL	Monthly	\$4,894,081.36	No	LIBOR	7.2500%	6.0000%	6.0000%	\$293,644.88
Imagine! Print Solutions LLC - Initial Term Loan	IMAGINE_INITL	Quarterly	\$3,980,000.00	No	LIBOR	7.0000%	6.0000%	6.0000%	\$238,800.00
Integra Telecom Holdings Inc - Second Lien Initial Loan	INTGRATLCM_SL	Quarterly	\$4,631,847.16	No	LIBOR	9.7500%	8.5000%	8.5000%	\$393,707.01
Integra Telecom Holdings Inc - Term B-1 Loan	INTEGRTEL_TB1	Quarterly	\$815,196.79	No	LIBOR	5.2500%	4.2500%	4.2500%	\$34,645.86
Integra Telecom Holdings Inc - Term B-1 Loan	INTEGRTEL_TB1	Quarterly	\$1,450,909.17	No	LIBOR	5.2500%	4.2500%	4.2500%	\$61,663.64
Integra Telecom Holdings Inc - Term B-1 Loan	INTEGRTEL_TB1	Quarterly	\$2,435,102.04	No	LIBOR	5.2500%	4.2500%	4.2500%	\$103,491.84
Jackson Hewitt Inc - Initial Term Loan	JCKSNHEWI_ITL	Quarterly	\$9,310,000.00	No	LIBOR	8.0000%	7.0000%	7.0000%	\$651,700.00
Merrill Communications LLC - Initial Term Loan	MERILCOMN_NTL	Quarterly	\$10,881,932.06	No	LIBOR	6.2500%	5.2500%	5.2500%	\$571,301.43
NAB Holdings LLC - Term Loan	NABHLLC_FLTL	Quarterly	\$9,286,302.90	No	LIBOR	4.7500%	3.7500%	3.7500%	\$348,236.36

Security	Security ID	Payment Frequency	Amount	Default	Rate Index	All In Rate	Spread	Adjusted Spread	Annual Interest/Adjusted Spread
Novetta Solutions LLC - First Lien Initial Term Loan	NVSLTNLLC_FTL	Quarterly	\$5,657,250.00	No	LIBOR	6.0000%	5.0000%	5.0000%	\$282,862.50
Novitex Acquisition LLC - Tranche B-2 Term Loan (First Lien)	NOVITEXIN_TB2	Quarterly	\$9,158,790.00	No	LIBOR	8.0000%	6.7500%	6.7500%	\$618,218.33
PetSmart Inc - Tranche B-1 Loan	PETSMAINC_TLB	Quarterly	\$1,975,000.00	No	LIBOR	4.2500%	3.2500%	3.2500%	\$64,187.50
PGX Holdings Inc - First Lien Term B Loan	PGXHLDNG_FL	Quarterly	\$8,658,571.43	No	LIBOR	5.9900%	4.7500%	4.7500%	\$411,282.14
Recorded Books Inc - First Lien Initial Term Loan	RECRDBKS_FLIT	Quarterly	\$8,742,558.14	No	LIBOR	5.5000%	4.5000%	4.5000%	\$393,415.12
Securus Technologies Holdings Inc - Second Lien Initial Term Loan	SECURUSTCH_SL	Quarterly	\$4,200,000.00	No	LIBOR	9.0000%	7.7500%	7.7500%	\$325,500.00
SESAC Holdco II LLC - First Lien Term Loan	SESACHLDCO_FL	Quarterly	\$9,275,061.30	No	LIBOR	5.2500%	4.2500%	4.2500%	\$394,190.11
SourceHOV LLC - First Lien Term B Loan	SOURCEHOV_TL	Monthly	\$6,984,375.00	No	LIBOR	7.7500%	6.7500%	6.7500%	\$471,445.31
SourceHOV LLC - Second Lien Term Loan	SRCEHOVLLC_SL	Monthly	\$5,000,000.00	No	LIBOR	11.5000%	10.5000%	10.5000%	\$525,000.00
Stratose Intermediate Holdings II LLC - Term Loan	STRATOSE_FTL	Quarterly	\$4,962,500.05	No	LIBOR	6.0000%	5.0000%	5.0000%	\$248,125.00
Stratus Technologies Inc - Initial Term Loan	STRATSTCH_ITL	Monthly	\$8,112,500.00	No	LIBOR	6.0000%	5.0000%	5.0000%	\$405,625.00
Total Merchant Services Inc - Term Loan	TOTALMERCE_TL	Quarterly	\$9,333,750.00	No	LIBOR	6.5000%	5.5000%	5.5000%	\$513,356.25
Travel Leaders Group LLC - Tranche B Term Loan	TRLEGRLL_FLTB	Quarterly	\$9,057,464.79	No	LIBOR	7.0000%	6.0000%	6.0000%	\$543,447.89
UniTek Global Services Inc - Second Out Tranche Advance	UNTKGLBL_SOTA	Quarterly	\$726,389.80	No	LIBOR	8.5000%	7.5000%	7.5000%	\$54,479.24
US TelePacific Corp - Term Loan Advance	USTELPCFC_TLB	Quarterly	\$9,372,962.60	No	LIBOR	6.0000%	5.0000%	5.0000%	\$468,648.13
		Float Subtotal	\$262,475,644.03						\$14,665,049.14
		Grand Total	\$262,475,644.03						\$14,665,049.14

Minimum Weighted Average Moody's Recovery Rate Test

Principal Balance Total	\$262,618,466.03
Recovery Amount Total	\$124,196,263.05
Moody Minimum Weighted Average Recovery Rate	47.3%
Requirement	>= 41.00%

RESULT **PASS**

Security	Security ID	Asset Type	Moody's Security Level	Moody's DP Rating	Moody's Rating	Principal Balance	Recovery Rate	Recovery Amount
Senior Secured Loan - Differential >= +2								
BMC Software Finance Inc - Initial US Term Loan	BMCSFTWRE_TL	Loan	Senior Secured	B3	B1	\$4,688,888.89	60.0000%	\$2,813,333.33
Capstone Logistics Acquisition Inc - First Lien Term Loan	CAPSTONEL_TLB	Loan	Senior Secured	B3	B1	\$10,727,816.75	60.0000%	\$6,436,690.05
First American Payment Systems - First Lien Term Loan	1STAMPYMT_FL	Loan	Senior Secured	B2	Ba3	\$3,035,078.49	60.0000%	\$1,821,047.09
GlobalLogic Holdings Inc - Term Loan	GLOBALLOGC_TL	Loan	Senior Secured	B3	B1	\$9,238,750.00	60.0000%	\$5,543,250.00
Novitex Acquisition LLC - Tranche B-2 Term Loan (First Lien)	NOVITEXIN_TB2	Loan	Senior Secured	B3	B1	\$9,158,790.00	60.0000%	\$5,495,274.00
PGX Holdings Inc - First Lien Term B Loan	PGXHLDNG_FL	Loan	Senior Secured	B2	Ba3	\$8,658,571.43	60.0000%	\$5,195,142.86
Senior Secured Loan - Differential >= +2 Subtotal						\$45,507,895.55		\$27,304,737.33
Senior Secured Loan - Differential = +1								
American Teleconferencing Services Ltd - Term Loan	PREMRGLBSV_TL	Loan	Senior Secured	B2	B1	\$9,261,904.76	50.0000%	\$4,630,952.38
AmeriLife Group LLC - First Lien Initial Term Loan	AMERILIFE_FL	Loan	Senior Secured	B3	B2	\$9,381,250.00	50.0000%	\$4,690,625.00
Aricent Technologies - First Lien Initial Term Loan	ARCNTTCHNL_TL	Loan	Senior Secured	B3	B2	\$8,797,723.72	50.0000%	\$4,398,861.86
ConvergeOne Holdings Corporation - First Lien Initial Term Loan	CONVRG1HLD_FL	Loan	Senior Secured	B3	B2	\$9,634,468.83	50.0000%	\$4,817,234.42
Global Healthcare Exchange LLC - Senior Secured Initial Term Loan	GLBLHLTH_SSIT	Loan	Senior Secured	B2	B1	\$8,910,280.97	50.0000%	\$4,455,140.48
Global Tel Link Corp - First Lien Term Loan	GLBLTELLNK_FL	Loan	Senior Secured	B3	B2	\$1,988,775.36	50.0000%	\$994,387.68
Help Systems Holdings Inc - First Lien Initial Term Loan	HELPSYSTEM_FLT	Loan	Senior Secured	B3	B2	\$8,932,500.00	50.0000%	\$4,466,250.00
Integra Telecom Holdings Inc - Term B-1 Loan	INTEGRTEL_TB1	Loan	Senior Secured	B3	B2	\$4,701,208.00	50.0000%	\$2,350,604.00
Novetta Solutions LLC - First Lien Initial Term Loan	NVSLTNLLC_FTL	Loan	Senior Secured	Caa1	B3	\$5,657,250.00	50.0000%	\$2,828,625.00
PetSmart Inc - Tranche B-1 Loan	PETSMAINC_TLB	Loan	Senior Secured	B1	Ba3	\$1,975,000.00	50.0000%	\$987,500.00
SESAC Holdco II LLC - First Lien Term Loan	SESACHLDCO_FL	Loan	Senior Secured	B3	B2	\$9,275,061.30	50.0000%	\$4,637,530.65
SourceHOV LLC - First Lien Term B Loan	SOURCEHOV_TL	Loan	Senior Secured	Caa1	B3	\$6,984,375.00	50.0000%	\$3,492,187.50
Stratose Intermediate Holdings II LLC - Term Loan	STRATOSE_FTL	Loan	Senior Secured	***	***	\$4,962,500.05	50.0000%	\$2,481,250.02
Travel Leaders Group LLC - Tranche B Term Loan	TRLEGRLI_FLTB	Loan	Senior Secured	B2	B1	\$9,057,464.79	50.0000%	\$4,528,732.39
Senior Secured Loan - Differential = +1 Subtotal						\$99,519,762.78		\$49,759,881.39
Senior Secured Loan - Differential = 0								
Amneal Pharmaceuticals LLC - Term Loan B	AMNEALPHAR_TL	Loan	Senior Secured	B1	B1	\$2,458,580.88	45.0000%	\$1,106,361.39
Birch Communications Inc - Term Loan	BIRCHCOMM_TL	Loan	Senior Secured	B3	B3	\$10,914,544.09	45.0000%	\$4,911,544.84
CT Technologies Intermediate Holdings Inc - Initial Term Loan	CTTHNINTHL_TL	Loan	Senior Secured	B2	B2	\$1,382,500.00	45.0000%	\$622,125.00
iEnergizer Limited - Term Loan	IENERGZRLD_TL	Loan	Senior Secured	Caa1	Caa1	\$4,894,081.36	45.0000%	\$2,202,336.61
Imagine! Print Solutions LLC - Initial Term Loan	IMAGINE_INITL	Loan	Senior Secured	B2	B2	\$3,980,000.00	45.0000%	\$1,791,000.00
Jackson Hewitt Inc - Initial Term Loan	JCKSNHEWI_ITL	Loan	Senior Secured	B2	B2	\$9,310,000.00	45.0000%	\$4,189,500.00
Merrill Communications LLC - Initial Term Loan	MERRILCOMM_NTL	Loan	Senior Secured	B2	B2	\$10,881,932.06	45.0000%	\$4,896,869.43
NAB Holdings LLC - Term Loan	NABHLLC_FLTL	Loan	Senior Secured	B1	B1	\$9,286,302.90	45.0000%	\$4,178,836.30
Recorded Books Inc - First Lien Initial Term Loan	RECRDBKS_FLIT	Loan	Senior Secured	***	***	\$8,742,558.14	45.0000%	\$3,934,151.16
Stratus Technologies Inc - Initial Term Loan	STRATSTCH_ITL	Loan	Senior Secured	B2	B2	\$8,112,500.00	45.0000%	\$3,650,625.00
Total Merchant Services Inc - Term Loan	TOTALMERCER_TL	Loan	Senior Secured	B2	B2	\$9,333,750.00	45.0000%	\$4,200,187.50
US TelePacific Corp - Term Loan Advance	USTELPCFC_TLB	Loan	Senior Secured	B3	B3	\$9,372,962.60	45.0000%	\$4,217,833.17

	Senior Secured Loan - Differential = 0 Subtotal	\$88,669,712.02	\$39,901,370.41
--	--------------------------------------------------------	------------------------	------------------------

Non-Senior Secured Loan - Differential = 0

Aricent Technologies - Second Lien Initial Term Loan	ARCNTTCHN_STL	Loan	Second Lien	Caa2	Caa2	\$3,500,000.00	25.0000%	\$875,000.00
ConvergeOne Holdings Corporation - Second Lien Initial Term Loan	CONVRG1_SLITL	Loan	Second Lien	Caa2	Caa2	\$3,000,000.00	25.0000%	\$750,000.00
First American Payment Systems - Second Lien Term Loan	1STAMRPYMT_SL	Loan	Second Lien	Caa1	Caa1	\$5,220,036.71	25.0000%	\$1,305,009.18
Global Tel Link Corp - Second Lien Term Loan	GLBLTELLNK_SL	Loan	Second Lien	Caa2	Caa2	\$2,500,000.00	25.0000%	\$625,000.00
Integra Telecom Holdings Inc - Second Lien Initial Loan	INTGRATLCM_SL	Loan	Second Lien	Caa2	Caa2	\$4,631,847.16	25.0000%	\$1,157,961.79
Securus Technologies Holdings Inc - Second Lien Initial Term Loan	SECURUSTCH_SL	Loan	Second Lien	Caa2	Caa2	\$4,200,000.00	25.0000%	\$1,050,000.00
SourceHOV LLC - Second Lien Term Loan	SRCEHOVLLC_SL	Loan	Second Lien	Caa3	Caa3	\$5,000,000.00	25.0000%	\$1,250,000.00
UniTek Global Services Inc - Holdco Subordinated Note Non-PIK	UNITEKGSI_HSN	Loan	Subordinated	B3	B3	\$142,822.00	25.0000%	\$35,705.50
UniTek Global Services Inc - Second Out Tranche Advance	UNTKGLBL_SOTA	Loan	Second Lien	***	***	\$726,389.80	25.0000%	\$181,597.45

	Non-Senior Secured Loan - Differential = 0 Subtotal	\$28,921,095.67	\$7,230,273.92
--	------------------------------------------------------------	------------------------	-----------------------

	Grand Total	\$262,618,466.03	\$124,196,263.05
--	--------------------	-------------------------	-------------------------

Minimum Weighted Average S&P Recovery Rate Test

Weighted Average S&P Recovery Rate Test - Class A-1	PASS
Weighted Average S&P Recovery Rate Test - Class B-1	PASS
Weighted Average S&P Recovery Rate Test - Class C-1	PASS
Weighted Average S&P Recovery Rate Test - Class D-1	PASS
Weighted Average S&P Recovery Rate Test	PASS

Minimum Weighted Average S&P Recovery Rate Test - Class A-1

Class A-1 Note Rating	AAA
Principal Balance Total	\$262,618,466.03
Recovery Amount Total	\$84,128,192.24
Weighted Average Recovery Rate	32.0%
Requirement	>= 32.00%
RESULT	PASS

Description	Security ID	AssetType	First-Lien-Last-Out	Cov-Lite	S&P Security Level	Principal Balance	Recovery Rate	Recovery Amount
Asset Specific Recovery Rating 2								
AmeriLife Group LLC - First Lien Initial Term Loan	AMERILIFE_FL	Loan	No	No	Senior Secured	\$9,381,250.00	50.0000%	\$4,690,625.00
First American Payment Systems - First Lien Term Loan	1STAMRPYMT_FL	Loan	No	No	Senior Secured	\$3,035,078.49	50.0000%	\$1,517,539.24
GlobalLogic Holdings Inc - Term Loan	GLOBALLOGC_TL	Loan	No	No	Senior Secured	\$9,238,750.00	50.0000%	\$4,619,375.00
Merrill Communications LLC - Initial Term Loan	MERILCOMN_NTL	Loan	No	No	Senior Secured	\$10,881,932.06	50.0000%	\$5,440,966.03
PetSmart Inc - Tranche B-1 Loan	PETSMAINC_TLB	Loan	No	Yes	Senior Secured	\$1,975,000.00	50.0000%	\$987,500.00
PGX Holdings Inc - First Lien Term B Loan	PGXHLONG_FL	Loan	No	No	Senior Secured	\$8,658,571.43	50.0000%	\$4,329,285.71
SESAC Holdco II LLC - First Lien Term Loan	SESACHLDCO_FL	Loan	No	No	Senior Secured	\$9,275,061.30	50.0000%	\$4,637,530.65
Total Merchant Services Inc - Term Loan	TOTALMERCE_TL	Loan	No	No	Senior Secured	<u>\$9,333,750.00</u>	50.0000%	<u>\$4,666,875.00</u>
Asset Specific Recovery Rating 2 Subtotal						\$61,779,393.27		\$30,889,696.64
Asset Specific Recovery Rating 3								
American Teleconferencing Services Ltd - Term Loan	PREMRGLBSV_TL	Loan	No	No	Senior Secured	\$9,261,904.76	30.0000%	\$2,778,571.43
Aricent Technologies - First Lien Initial Term Loan	ARCNTTCHNL_TL	Loan	No	No	Senior Secured	\$8,797,723.72	30.0000%	\$2,639,317.11
Birch Communications Inc - Term Loan	BIRCHCOMM_TL	Loan	No	No	Senior Secured	\$10,914,544.09	30.0000%	\$3,274,363.23
BMC Software Finance Inc - Initial US Term Loan	BMCSFTWRE_TL	Loan	No	Yes	Senior Secured	\$4,688,888.89	30.0000%	\$1,406,666.67
ConvergeOne Holdings Corporation - First Lien Initial Term Loan	CONVRG1HLD_FL	Loan	No	No	Senior Secured	\$9,634,468.83	30.0000%	\$2,890,340.65
CT Technologies Intermediate Holdings Inc - Initial Term Loan	CTTHNINTHL_TL	Loan	No	Yes	Senior Secured	\$1,382,500.00	30.0000%	\$414,750.00
Global Healthcare Exchange LLC - Senior Secured Initial Term Loan	GLBLHLTH_SBIT	Loan	No	No	Senior Secured	\$8,910,280.97	30.0000%	\$2,673,084.29
Global Tel Link Corp - First Lien Term Loan	GLBLTELLNK_FL	Loan	No	No	Senior Secured	\$1,988,775.36	30.0000%	\$596,632.61
Help Systems Holdings Inc - First Lien Initial Term Loan	HELPSYSTEM_FLT	Loan	No	No	Senior Secured	\$8,932,500.00	30.0000%	\$2,679,750.00
Imagine! Print Solutions LLC - Initial Term Loan	IMAGINE_INITL	Loan	No	No	Senior Secured	\$3,980,000.00	30.0000%	\$1,194,000.00
Integra Telecom Holdings Inc - Term B-1 Loan	INTEGRTEL_TB1	Loan	No	No	Senior Secured	\$4,701,208.00	30.0000%	\$1,410,362.40
Jackson Hewitt Inc - Initial Term Loan	JCKSNHEWI_ITL	Loan	No	No	Senior Secured	\$9,310,000.00	30.0000%	\$2,793,000.00
NAB Holdings LLC - Term Loan	NABHLLC_FLTL	Loan	No	No	Senior Secured	\$9,286,302.90	30.0000%	\$2,785,890.87
Novetta Solutions LLC - First Lien Initial Term Loan	NVSLTNLLC_FTL	Loan	No	Yes	Senior Secured	\$5,657,250.00	30.0000%	\$1,697,175.00
Novitex Acquisition LLC - Tranche B-2 Term Loan (First Lien)	NOVITEXIN_TB2	Loan	No	No	Senior Secured	\$9,158,790.00	30.0000%	\$2,747,637.00
SourceHOV LLC - First Lien Term B Loan	SOURCEHOV_TL	Loan	No	No	Senior Secured	\$6,984,375.00	30.0000%	\$2,095,312.50
Stratose Intermediate Holdings II LLC - Term Loan	STRATOSE_FTL	Loan	No	No	Senior Secured	\$4,962,500.05	30.0000%	\$1,488,750.01
Stratus Technologies Inc - Initial Term Loan	STRATSTCH_ITL	Loan	No	No	Senior Secured	\$8,112,500.00	30.0000%	\$2,433,750.00
Travel Leaders Group LLC - Tranche B Term Loan	TRLEGRLT_FLTB	Loan	No	No	Senior Secured	\$9,057,464.79	30.0000%	\$2,717,239.44
US TelePacific Corp - Term Loan Advance	USTELPCFC_TLB	Loan	No	No	Senior Secured	<u>\$9,372,962.60</u>	30.0000%	<u>\$2,811,888.78</u>
Asset Specific Recovery Rating 3 Subtotal						\$145,094,939.96		\$43,528,481.99
Asset Specific Recovery Rating 4								
Amneal Pharmaceuticals LLC - Term Loan B	AMNEALPHAR_TL	Loan	No	Yes	Senior Secured	\$2,458,580.88	20.0000%	\$491,716.18
Capstone Logistics Acquisition Inc - First Lien Term Loan	CAPSTONEL_TLB	Loan	No	No	Senior Secured	<u>\$10,727,816.75</u>	20.0000%	<u>\$2,145,563.35</u>
Asset Specific Recovery Rating 4 Subtotal						\$13,186,397.62		\$2,637,279.52

Description	Security ID	AssetType	First-Lien-Last-Out	Cov-Lite	S&P Security Level	Principal Balance	Recovery Rate	Recovery Amount
Asset Specific Recovery Rating 6								
Aricent Technologies - Second Lien Initial Term Loan	ARCNTTCHN_STL	Loan	No	No	Second Lien	\$3,500,000.00	2.0000%	\$70,000.00
ConvergeOne Holdings Corporation - Second Lien Initial Term Loan	CONVRG1_SLITL	Loan	No	No	Second Lien	\$3,000,000.00	2.0000%	\$60,000.00
First American Payment Systems - Second Lien Term Loan	1STAMRPYMT_SL	Loan	No	No	Second Lien	\$5,220,036.71	2.0000%	\$104,400.73
Global Tel Link Corp - Second Lien Term Loan	GLBLTELLNK_SL	Loan	No	Yes	Second Lien	\$2,500,000.00	2.0000%	\$50,000.00
Integra Telecom Holdings Inc - Second Lien Initial Loan	INTGRATLCM_SL	Loan	No	No	Second Lien	\$4,631,847.16	2.0000%	\$92,636.94
Securus Technologies Holdings Inc - Second Lien Initial Term Loan	SECURUSTCH_SL	Loan	No	Yes	Second Lien	\$4,200,000.00	2.0000%	\$84,000.00
SourceHOV LLC - Second Lien Term Loan	SRCEHOVLLC_SL	Loan	No	No	Second Lien	\$5,000,000.00	2.0000%	\$100,000.00
Asset Specific Recovery Rating 6 Subtotal						\$28,051,883.87		\$561,037.68
Group A Senior Secured Loans								
iEnergizer Limited - Term Loan	IENERGZRLD_TL	Loan	No	No	Senior Secured	\$4,894,081.36	50.0000%	\$2,447,040.68
Group A Senior Secured Loans Subtotal						\$4,894,081.36		\$2,447,040.68
Group B Senior Secured Loans								
Recorded Books Inc - First Lien Initial Term Loan	RECRDBKS_FLIT	Loan	No	No	Senior Secured	\$8,742,558.14	45.0000%	\$3,934,151.16
Group B Senior Secured Loans Subtotal						\$8,742,558.14		\$3,934,151.16
Group B Senior unsecured loans and Second Lien Loans								
UniTek Global Services Inc - Second Out Tranche Advance	UNTKGLBL_SOTA	Loan	No	No	Second Lien	\$726,389.80	16.0000%	\$116,222.37
Group B Senior unsecured loans and Second Lien Loans Subtotal						\$726,389.80		\$116,222.37
Group B Subordinated loans								
UniTek Global Services Inc - Holdco Subordinated Note Non-PIK	UNITEKGS_I_HSN	Loan	No	No	Subordinated	\$142,822.00	10.0000%	\$14,282.20
Group B Subordinated loans Subtotal						\$142,822.00		\$14,282.20
Grand Total						\$262,618,466.03		\$84,128,192.24

Minimum Weighted Average S&P Recovery Rate Test - Class B-1

Class B-1 Note Rating	AA
Principal Balance Total	\$262,618,466.03
Recovery Amount Total	\$106,776,781.28
Weighted Average Recovery Rate	40.7%
Requirement	>= 39.00%
RESULT	PASS

Description	Security ID	AssetType	First-Lien-Last-Out	Cov-Lite	S&P Security Level	Principal Balance	Recovery Rate	Recovery Amount
Asset Specific Recovery Rating 2								
AmeriLife Group LLC - First Lien Initial Term Loan	AMERILIFE_FL	Loan	No	No	Senior Secured	\$9,381,250.00	60.0000%	\$5,628,750.00
First American Payment Systems - First Lien Term Loan	1STAMRPYMT_FL	Loan	No	No	Senior Secured	\$3,035,078.49	60.0000%	\$1,821,047.09
GlobalLogic Holdings Inc - Term Loan	GLOBALLOGC_TL	Loan	No	No	Senior Secured	\$9,238,750.00	60.0000%	\$5,543,250.00
Merrill Communications LLC - Initial Term Loan	MERILCOMN_NTL	Loan	No	No	Senior Secured	\$10,881,932.06	60.0000%	\$6,529,159.23
PetSmart Inc - Tranche B-1 Loan	PETSMAINC_TLB	Loan	No	Yes	Senior Secured	\$1,975,000.00	60.0000%	\$1,185,000.00
PGX Holdings Inc - First Lien Term B Loan	PGXHLONG_FL	Loan	No	No	Senior Secured	\$8,658,571.43	60.0000%	\$5,195,142.86
SESAC Holdco II LLC - First Lien Term Loan	SESACHLDCO_FL	Loan	No	No	Senior Secured	\$9,275,061.30	60.0000%	\$5,565,036.78
Total Merchant Services Inc - Term Loan	TOTALMERCE_TL	Loan	No	No	Senior Secured	<u>\$9,333,750.00</u>	60.0000%	<u>\$5,600,250.00</u>
Asset Specific Recovery Rating 2 Subtotal						\$61,779,393.27		\$37,067,635.96
Asset Specific Recovery Rating 3								
American Teleconferencing Services Ltd - Term Loan	PREMRGLBSV_TL	Loan	No	No	Senior Secured	\$9,261,904.76	40.0000%	\$3,704,761.90
Aricent Technologies - First Lien Initial Term Loan	ARCNTTCHNL_TL	Loan	No	No	Senior Secured	\$8,797,723.72	40.0000%	\$3,519,089.49
Birch Communications Inc - Term Loan	BIRCHCOMM_TL	Loan	No	No	Senior Secured	\$10,914,544.09	40.0000%	\$4,365,817.64
BMC Software Finance Inc - Initial US Term Loan	BMCSFTWRE_TL	Loan	No	Yes	Senior Secured	\$4,688,888.89	40.0000%	\$1,875,555.56
ConvergeOne Holdings Corporation - First Lien Initial Term Loan	CONVRG1HLD_FL	Loan	No	No	Senior Secured	\$9,634,468.83	40.0000%	\$3,853,787.53
CT Technologies Intermediate Holdings Inc - Initial Term Loan	CTTHNINHL_TL	Loan	No	Yes	Senior Secured	\$1,382,500.00	40.0000%	\$553,000.00
Global Healthcare Exchange LLC - Senior Secured Initial Term Loan	GLBLHLTH_SBIT	Loan	No	No	Senior Secured	\$8,910,280.97	40.0000%	\$3,564,112.39
Global Tel Link Corp - First Lien Term Loan	GLBLTELLNK_FL	Loan	No	No	Senior Secured	\$1,988,775.36	40.0000%	\$795,510.15
Help Systems Holdings Inc - First Lien Initial Term Loan	HELPSYSTEM_FLT	Loan	No	No	Senior Secured	\$8,932,500.00	40.0000%	\$3,573,000.00
Imagine! Print Solutions LLC - Initial Term Loan	IMAGINE_INITL	Loan	No	No	Senior Secured	\$3,980,000.00	40.0000%	\$1,592,000.00
Integra Telecom Holdings Inc - Term B-1 Loan	INTEGRTEL_TB1	Loan	No	No	Senior Secured	\$4,701,208.00	40.0000%	\$1,880,483.20
Jackson Hewitt Inc - Initial Term Loan	JCKSNHEWI_ITL	Loan	No	No	Senior Secured	\$9,310,000.00	40.0000%	\$3,724,000.00
NAB Holdings LLC - Term Loan	NABHLLC_FLTL	Loan	No	No	Senior Secured	\$9,286,302.90	40.0000%	\$3,714,521.16
Novetta Solutions LLC - First Lien Initial Term Loan	NVSLTNLLC_FTL	Loan	No	Yes	Senior Secured	\$5,657,250.00	40.0000%	\$2,262,900.00
Novitex Acquisition LLC - Tranche B-2 Term Loan (First Lien)	NOVITEXIN_TB2	Loan	No	No	Senior Secured	\$9,158,790.00	40.0000%	\$3,663,516.00
SourceHOV LLC - First Lien Term B Loan	SOURCEHOV_TL	Loan	No	No	Senior Secured	\$6,984,375.00	40.0000%	\$2,793,750.00
Stratose Intermediate Holdings II LLC - Term Loan	STRATOSE_FTL	Loan	No	No	Senior Secured	\$4,962,500.05	40.0000%	\$1,985,000.02
Stratus Technologies Inc - Initial Term Loan	STRATSTCH_ITL	Loan	No	No	Senior Secured	\$8,112,500.00	40.0000%	\$3,245,000.00
Travel Leaders Group LLC - Tranche B Term Loan	TRLEGRLI_FLTB	Loan	No	No	Senior Secured	\$9,057,464.79	40.0000%	\$3,622,985.92
US TelePacific Corp - Term Loan Advance	USTELPCFC_TLB	Loan	No	No	Senior Secured	<u>\$9,372,962.60</u>	40.0000%	<u>\$3,749,185.04</u>
Asset Specific Recovery Rating 3 Subtotal						\$145,094,939.96		\$58,037,975.98
Asset Specific Recovery Rating 4								
Amneal Pharmaceuticals LLC - Term Loan B	AMNEALPHAR_TL	Loan	No	Yes	Senior Secured	\$2,458,580.88	26.0000%	\$639,231.03
Capstone Logistics Acquisition Inc - First Lien Term Loan	CAPSTONEL_TLB	Loan	No	No	Senior Secured	<u>\$10,727,816.75</u>	26.0000%	<u>\$2,789,232.35</u>
Asset Specific Recovery Rating 4 Subtotal						\$13,186,397.62		\$3,428,463.38

Description	Security ID	AssetType	First-Lien-Last-Out	Cov-Lite	S&P Security Level	Principal Balance	Recovery Rate	Recovery Amount
Asset Specific Recovery Rating 6								
Aricent Technologies - Second Lien Initial Term Loan	ARCNTTCHN_STL	Loan	No	No	Second Lien	\$3,500,000.00	4.0000%	\$140,000.00
ConvergeOne Holdings Corporation - Second Lien Initial Term Loan	CONVRG1_SLITL	Loan	No	No	Second Lien	\$3,000,000.00	4.0000%	\$120,000.00
First American Payment Systems - Second Lien Term Loan	1STAMRPYMT_SL	Loan	No	No	Second Lien	\$5,220,036.71	4.0000%	\$208,801.47
Global Tel Link Corp - Second Lien Term Loan	GLBLTELLNK_SL	Loan	No	Yes	Second Lien	\$2,500,000.00	4.0000%	\$100,000.00
Integra Telecom Holdings Inc - Second Lien Initial Loan	INTGRATLCM_SL	Loan	No	No	Second Lien	\$4,631,847.16	4.0000%	\$185,273.89
Securus Technologies Holdings Inc - Second Lien Initial Term Loan	SECURUSTCH_SL	Loan	No	Yes	Second Lien	\$4,200,000.00	4.0000%	\$168,000.00
SourceHOV LLC - Second Lien Term Loan	SRCEHOVLLC_SL	Loan	No	No	Second Lien	\$5,000,000.00	4.0000%	\$200,000.00
Asset Specific Recovery Rating 6 Subtotal						\$28,051,883.87		\$1,122,075.35
Group A Senior Secured Loans								
iEnergizer Limited - Term Loan	IENERGZRLD_TL	Loan	No	No	Senior Secured	\$4,894,081.36	55.0000%	\$2,691,744.75
Group A Senior Secured Loans Subtotal						\$4,894,081.36		\$2,691,744.75
Group B Senior Secured Loans								
Recorded Books Inc - First Lien Initial Term Loan	RECRDBKS_FLIT	Loan	No	No	Senior Secured	\$8,742,558.14	49.0000%	\$4,283,853.49
Group B Senior Secured Loans Subtotal						\$8,742,558.14		\$4,283,853.49
Group B Senior unsecured loans and Second Lien Loans								
UniTek Global Services Inc - Second Out Tranche Advance	UNTKGLBL_SOTA	Loan	No	No	Second Lien	\$726,389.80	18.0000%	\$130,750.16
Group B Senior unsecured loans and Second Lien Loans Subtotal						\$726,389.80		\$130,750.16
Group B Subordinated loans								
UniTek Global Services Inc - Holdco Subordinated Note Non-PIK	UNITEKGS1_HSN	Loan	No	No	Subordinated	\$142,822.00	10.0000%	\$14,282.20
Group B Subordinated loans Subtotal						\$142,822.00		\$14,282.20
Grand Total						\$262,618,466.03		\$106,776,781.28

Minimum Weighted Average S&P Recovery Rate Test - Class C-1

Class C-1 Note Rating	A
Principal Balance Total	\$262,618,466.03
Recovery Amount Total	\$121,240,584.06
Weighted Average Recovery Rate	46.2%
Requirement	>= 44.25%
RESULT	PASS

Description	Security ID	AssetType	First-Lien-Last-Out	Cov-Lite	S&P Security Level	Principal Balance	Recovery Rate	Recovery Amount
Asset Specific Recovery Rating 2								
AmeriLife Group LLC - First Lien Initial Term Loan	AMERILIFE_FL	Loan	No	No	Senior Secured	\$9,381,250.00	66.0000%	\$6,191,625.00
First American Payment Systems - First Lien Term Loan	1STAMRPYMT_FL	Loan	No	No	Senior Secured	\$3,035,078.49	66.0000%	\$2,003,151.80
GlobalLogic Holdings Inc - Term Loan	GLOBALLOGC_TL	Loan	No	No	Senior Secured	\$9,238,750.00	66.0000%	\$6,097,575.00
Merrill Communications LLC - Initial Term Loan	MERILCOMN_NTL	Loan	No	No	Senior Secured	\$10,881,932.06	66.0000%	\$7,182,075.16
PetSmart Inc - Tranche B-1 Loan	PETSMAINC_TLB	Loan	No	Yes	Senior Secured	\$1,975,000.00	66.0000%	\$1,303,500.00
PGX Holdings Inc - First Lien Term B Loan	PGXHLONG_FL	Loan	No	No	Senior Secured	\$8,658,571.43	66.0000%	\$5,714,657.14
SESAC Holdco II LLC - First Lien Term Loan	SESACHLDCO_FL	Loan	No	No	Senior Secured	\$9,275,061.30	66.0000%	\$6,121,540.46
Total Merchant Services Inc - Term Loan	TOTALMERCE_TL	Loan	No	No	Senior Secured	<u>\$9,333,750.00</u>	66.0000%	<u>\$6,160,275.00</u>
Asset Specific Recovery Rating 2 Subtotal						\$61,779,393.27		\$40,774,399.56
Asset Specific Recovery Rating 3								
American Teleconferencing Services Ltd - Term Loan	PREMRGLBSV_TL	Loan	No	No	Senior Secured	\$9,261,904.76	46.0000%	\$4,260,476.19
Aricent Technologies - First Lien Initial Term Loan	ARCNTTCHNL_TL	Loan	No	No	Senior Secured	\$8,797,723.72	46.0000%	\$4,046,952.91
Birch Communications Inc - Term Loan	BIRCHCOMM_TL	Loan	No	No	Senior Secured	\$10,914,544.09	46.0000%	\$5,020,690.28
BMC Software Finance Inc - Initial US Term Loan	BMCSFTWRE_TL	Loan	No	Yes	Senior Secured	\$4,688,888.89	46.0000%	\$2,156,888.89
ConvergeOne Holdings Corporation - First Lien Initial Term Loan	CONVRG1HLD_FL	Loan	No	No	Senior Secured	\$9,634,468.83	46.0000%	\$4,431,855.66
CT Technologies Intermediate Holdings Inc - Initial Term Loan	CTTHNINHL_TL	Loan	No	Yes	Senior Secured	\$1,382,500.00	46.0000%	\$635,950.00
Global Healthcare Exchange LLC - Senior Secured Initial Term Loan	GLBLHLTH_SBIT	Loan	No	No	Senior Secured	\$8,910,280.97	46.0000%	\$4,098,729.25
Global Tel Link Corp - First Lien Term Loan	GLBLTELLNK_FL	Loan	No	No	Senior Secured	\$1,988,775.36	46.0000%	\$914,836.67
Help Systems Holdings Inc - First Lien Initial Term Loan	HELPSYSTEM_FLT	Loan	No	No	Senior Secured	\$8,932,500.00	46.0000%	\$4,108,950.00
Imagine! Print Solutions LLC - Initial Term Loan	IMAGINE_INITL	Loan	No	No	Senior Secured	\$3,980,000.00	46.0000%	\$1,830,800.00
Integra Telecom Holdings Inc - Term B-1 Loan	INTEGRTEL_TB1	Loan	No	No	Senior Secured	\$4,701,208.00	46.0000%	\$2,162,555.68
Jackson Hewitt Inc - Initial Term Loan	JCKSNHEWI_ITL	Loan	No	No	Senior Secured	\$9,310,000.00	46.0000%	\$4,282,600.00
NAB Holdings LLC - Term Loan	NABHLLC_FLTL	Loan	No	No	Senior Secured	\$9,286,302.90	46.0000%	\$4,271,699.33
Novetta Solutions LLC - First Lien Initial Term Loan	NVSLTNLLC_FTL	Loan	No	Yes	Senior Secured	\$5,657,250.00	46.0000%	\$2,602,335.00
Novitex Acquisition LLC - Tranche B-2 Term Loan (First Lien)	NOVITEXIN_TB2	Loan	No	No	Senior Secured	\$9,158,790.00	46.0000%	\$4,213,043.40
SourceHOV LLC - First Lien Term B Loan	SOURCEHOV_TL	Loan	No	No	Senior Secured	\$6,984,375.00	46.0000%	\$3,212,812.50
Stratose Intermediate Holdings II LLC - Term Loan	STRATOSE_FTL	Loan	No	No	Senior Secured	\$4,962,500.05	46.0000%	\$2,282,750.02
Stratus Technologies Inc - Initial Term Loan	STRATSTCH_ITL	Loan	No	No	Senior Secured	\$8,112,500.00	46.0000%	\$3,731,750.00
Travel Leaders Group LLC - Tranche B Term Loan	TRLEGRLI_FLTB	Loan	No	No	Senior Secured	\$9,057,464.79	46.0000%	\$4,166,433.80
US TelePacific Corp - Term Loan Advance	USTELPCFC_TLB	Loan	No	No	Senior Secured	<u>\$9,372,962.60</u>	46.0000%	<u>\$4,311,562.80</u>
Asset Specific Recovery Rating 3 Subtotal						\$145,094,939.96		\$66,743,672.38
Asset Specific Recovery Rating 4								
Amneal Pharmaceuticals LLC - Term Loan B	AMNEALPHAR_TL	Loan	No	Yes	Senior Secured	\$2,458,580.88	33.0000%	\$811,331.69
Capstone Logistics Acquisition Inc - First Lien Term Loan	CAPSTONEL_TLB	Loan	No	No	Senior Secured	<u>\$10,727,816.75</u>	33.0000%	<u>\$3,540,179.53</u>
Asset Specific Recovery Rating 4 Subtotal						\$13,186,397.62		\$4,351,511.22

Description	Security ID	AssetType	First-Lien-Last-Out	Cov-Lite	S&P Security Level	Principal Balance	Recovery Rate	Recovery Amount
Asset Specific Recovery Rating 6								
Arcent Technologies - Second Lien Initial Term Loan	ARCNTTCHN_STL	Loan	No	No	Second Lien	\$3,500,000.00	6.0000%	\$210,000.00
ConvergeOne Holdings Corporation - Second Lien Initial Term Loan	CONVRG1_SLITL	Loan	No	No	Second Lien	\$3,000,000.00	6.0000%	\$180,000.00
First American Payment Systems - Second Lien Term Loan	1STAMRPYMT_SL	Loan	No	No	Second Lien	\$5,220,036.71	6.0000%	\$313,202.20
Global Tel Link Corp - Second Lien Term Loan	GLBLTELLNK_SL	Loan	No	Yes	Second Lien	\$2,500,000.00	6.0000%	\$150,000.00
Integra Telecom Holdings Inc - Second Lien Initial Loan	INTGRATLCM_SL	Loan	No	No	Second Lien	\$4,631,847.16	6.0000%	\$277,910.83
Securus Technologies Holdings Inc - Second Lien Initial Term Loan	SECURUSTCH_SL	Loan	No	Yes	Second Lien	\$4,200,000.00	6.0000%	\$252,000.00
SourceHOV LLC - Second Lien Term Loan	SRCEHOVLLC_SL	Loan	No	No	Second Lien	\$5,000,000.00	6.0000%	\$300,000.00
Asset Specific Recovery Rating 6 Subtotal						\$28,051,883.87		\$1,683,113.03
Group A Senior Secured Loans								
iEnergizer Limited - Term Loan	IENERGZRLD_TL	Loan	No	No	Senior Secured	\$4,894,081.36	59.0000%	\$2,887,508.00
Group A Senior Secured Loans Subtotal						\$4,894,081.36		\$2,887,508.00
Group B Senior Secured Loans								
Recorded Books Inc - First Lien Initial Term Loan	RECRDBKS_FLIT	Loan	No	No	Senior Secured	\$8,742,558.14	53.0000%	\$4,633,555.81
Group B Senior Secured Loans Subtotal						\$8,742,558.14		\$4,633,555.81
Group B Senior unsecured loans and Second Lien Loans								
UniTek Global Services Inc - Second Out Tranche Advance	UNTKGLBL_SOTA	Loan	No	No	Second Lien	\$726,389.80	21.0000%	\$152,541.86
Group B Senior unsecured loans and Second Lien Loans Subtotal						\$726,389.80		\$152,541.86
Group B Subordinated loans								
UniTek Global Services Inc - Holdco Subordinated Note Non-PIK	UNITEKGS1_HSN	Loan	No	No	Subordinated	\$142,822.00	10.0000%	\$14,282.20
Group B Subordinated loans Subtotal						\$142,822.00		\$14,282.20
Grand Total						\$262,618,466.03		\$121,240,584.06

Minimum Weighted Average S&P Recovery Rate Test - Class D-1

Class D-1 Note Rating	BBB
Principal Balance Total	\$262,618,466.03
Recovery Amount Total	\$137,728,691.78
Weighted Average Recovery Rate	52.4%
Requirement	>= 46.50%
RESULT	PASS

Description	Security ID	AssetType	First-Lien-Last-Out	Cov-Lite	S&P Security Level	Principal Balance	Recovery Rate	Recovery Amount
Asset Specific Recovery Rating 2								
AmeriLife Group LLC - First Lien Initial Term Loan	AMERILIFE_FL	Loan	No	No	Senior Secured	\$9,381,250.00	73.0000%	\$6,848,312.50
First American Payment Systems - First Lien Term Loan	1STAMRPYMT_FL	Loan	No	No	Senior Secured	\$3,035,078.49	73.0000%	\$2,215,607.30
GlobalLogic Holdings Inc - Term Loan	GLOBALLOGC_TL	Loan	No	No	Senior Secured	\$9,238,750.00	73.0000%	\$6,744,287.50
Merrill Communications LLC - Initial Term Loan	MERILCOMN_NTL	Loan	No	No	Senior Secured	\$10,881,932.06	73.0000%	\$7,943,810.40
PetSmart Inc - Tranche B-1 Loan	PETSMAINC_TLB	Loan	No	Yes	Senior Secured	\$1,975,000.00	73.0000%	\$1,441,750.00
PGX Holdings Inc - First Lien Term B Loan	PGXHLONG_FL	Loan	No	No	Senior Secured	\$8,658,571.43	73.0000%	\$6,320,757.14
SESAC Holdco II LLC - First Lien Term Loan	SESACHLDCO_FL	Loan	No	No	Senior Secured	\$9,275,061.30	73.0000%	\$6,770,794.75
Total Merchant Services Inc - Term Loan	TOTALMERCE_TL	Loan	No	No	Senior Secured	<u>\$9,333,750.00</u>	73.0000%	<u>\$6,813,637.50</u>
Asset Specific Recovery Rating 2 Subtotal						\$61,779,393.27		\$45,098,957.09
Asset Specific Recovery Rating 3								
American Teleconferencing Services Ltd - Term Loan	PREMRGLBSV_TL	Loan	No	No	Senior Secured	\$9,261,904.76	53.0000%	\$4,908,809.52
Aricent Technologies - First Lien Initial Term Loan	ARCNTTCHNL_TL	Loan	No	No	Senior Secured	\$8,797,723.72	53.0000%	\$4,662,793.57
Birch Communications Inc - Term Loan	BIRCHCOMM_TL	Loan	No	No	Senior Secured	\$10,914,544.09	53.0000%	\$5,784,708.37
BMC Software Finance Inc - Initial US Term Loan	BMCSFTWRE_TL	Loan	No	Yes	Senior Secured	\$4,688,888.89	53.0000%	\$2,485,111.11
ConvergeOne Holdings Corporation - First Lien Initial Term Loan	CONVRG1HLD_FL	Loan	No	No	Senior Secured	\$9,634,468.83	53.0000%	\$5,106,268.48
CT Technologies Intermediate Holdings Inc - Initial Term Loan	CTTHNINHL_TL	Loan	No	Yes	Senior Secured	\$1,382,500.00	53.0000%	\$732,725.00
Global Healthcare Exchange LLC - Senior Secured Initial Term Loan	GLBLHLTH_SBIT	Loan	No	No	Senior Secured	\$8,910,280.97	53.0000%	\$4,722,448.91
Global Tel Link Corp - First Lien Term Loan	GLBLTELLNK_FL	Loan	No	No	Senior Secured	\$1,988,775.36	53.0000%	\$1,054,050.94
Help Systems Holdings Inc - First Lien Initial Term Loan	HELPSYSTEM_FLT	Loan	No	No	Senior Secured	\$8,932,500.00	53.0000%	\$4,734,225.00
Imagine! Print Solutions LLC - Initial Term Loan	IMAGINE_INITL	Loan	No	No	Senior Secured	\$3,980,000.00	53.0000%	\$2,109,400.00
Integra Telecom Holdings Inc - Term B-1 Loan	INTEGRTEL_TB1	Loan	No	No	Senior Secured	\$4,701,208.00	53.0000%	\$2,491,640.24
Jackson Hewitt Inc - Initial Term Loan	JCKSNHEWI_ITL	Loan	No	No	Senior Secured	\$9,310,000.00	53.0000%	\$4,934,300.00
NAB Holdings LLC - Term Loan	NABHLLC_FLTL	Loan	No	No	Senior Secured	\$9,286,302.90	53.0000%	\$4,921,740.53
Novetta Solutions LLC - First Lien Initial Term Loan	NVSLTNLLC_FTL	Loan	No	Yes	Senior Secured	\$5,657,250.00	53.0000%	\$2,998,342.50
Novitex Acquisition LLC - Tranche B-2 Term Loan (First Lien)	NOVITEXIN_TB2	Loan	No	No	Senior Secured	\$9,158,790.00	53.0000%	\$4,854,158.70
SourceHOV LLC - First Lien Term B Loan	SOURCEHOV_TL	Loan	No	No	Senior Secured	\$6,984,375.00	53.0000%	\$3,701,718.75
Stratose Intermediate Holdings II LLC - Term Loan	STRATOSE_FTL	Loan	No	No	Senior Secured	\$4,962,500.05	53.0000%	\$2,630,125.03
Stratus Technologies Inc - Initial Term Loan	STRATSTCH_ITL	Loan	No	No	Senior Secured	\$8,112,500.00	53.0000%	\$4,299,625.00
Travel Leaders Group LLC - Tranche B Term Loan	TRLEGRLI_FLTB	Loan	No	No	Senior Secured	\$9,057,464.79	53.0000%	\$4,800,456.34
US TelePacific Corp - Term Loan Advance	USTELPCFC_TLB	Loan	No	No	Senior Secured	<u>\$9,372,962.60</u>	53.0000%	<u>\$4,967,670.18</u>
Asset Specific Recovery Rating 3 Subtotal						\$145,094,939.96		\$76,900,318.18
Asset Specific Recovery Rating 4								
Amneal Pharmaceuticals LLC - Term Loan B	AMNEALPHAR_TL	Loan	No	Yes	Senior Secured	\$2,458,580.88	39.0000%	\$958,846.54
Capstone Logistics Acquisition Inc - First Lien Term Loan	CAPSTONEL_TLB	Loan	No	No	Senior Secured	<u>\$10,727,816.75</u>	39.0000%	<u>\$4,183,848.53</u>
Asset Specific Recovery Rating 4 Subtotal						\$13,186,397.62		\$5,142,695.07

Description	Security ID	AssetType	First-Lien-Last-Out	Cov-Lite	S&P Security Level	Principal Balance	Recovery Rate	Recovery Amount
Asset Specific Recovery Rating 6								
Aricent Technologies - Second Lien Initial Term Loan	ARCNTTCHN_STL	Loan	No	No	Second Lien	\$3,500,000.00	8.0000%	\$280,000.00
ConvergeOne Holdings Corporation - Second Lien Initial Term Loan	CONVRG1_SLITL	Loan	No	No	Second Lien	\$3,000,000.00	8.0000%	\$240,000.00
First American Payment Systems - Second Lien Term Loan	1STAMRPYMT_SL	Loan	No	No	Second Lien	\$5,220,036.71	8.0000%	\$417,602.94
Global Tel Link Corp - Second Lien Term Loan	GLBLTELLNK_SL	Loan	No	Yes	Second Lien	\$2,500,000.00	8.0000%	\$200,000.00
Integra Telecom Holdings Inc - Second Lien Initial Loan	INTGRATLCM_SL	Loan	No	No	Second Lien	\$4,631,847.16	8.0000%	\$370,547.77
Securus Technologies Holdings Inc - Second Lien Initial Term Loan	SECURUSTCH_SL	Loan	No	Yes	Second Lien	\$4,200,000.00	8.0000%	\$336,000.00
SourceHOV LLC - Second Lien Term Loan	SRCEHOVLLC_SL	Loan	No	No	Second Lien	\$5,000,000.00	8.0000%	\$400,000.00
Asset Specific Recovery Rating 6 Subtotal						\$28,051,883.87		\$2,244,150.71
Group A Senior Secured Loans								
iEnergizer Limited - Term Loan	IENERGZRLD_TL	Loan	No	No	Senior Secured	\$4,894,081.36	63.0000%	\$3,083,271.26
Group A Senior Secured Loans Subtotal						\$4,894,081.36		\$3,083,271.26
Group B Senior Secured Loans								
Recorded Books Inc - First Lien Initial Term Loan	RECRDBKS_FLIT	Loan	No	No	Senior Secured	\$8,742,558.14	58.0000%	\$5,070,683.72
Group B Senior Secured Loans Subtotal						\$8,742,558.14		\$5,070,683.72
Group B Senior unsecured loans and Second Lien Loans								
UniTek Global Services Inc - Second Out Tranche Advance	UNTKGLBL_SOTA	Loan	No	No	Second Lien	\$726,389.80	24.0000%	\$174,333.55
Group B Senior unsecured loans and Second Lien Loans Subtotal						\$726,389.80		\$174,333.55
Group B Subordinated loans								
UniTek Global Services Inc - Holdco Subordinated Note Non-PIK	UNITEKGSI_HSN	Loan	No	No	Subordinated	\$142,822.00	10.0000%	\$14,282.20
Group B Subordinated loans Subtotal						\$142,822.00		\$14,282.20
Grand Total						\$262,618,466.03		\$137,728,691.78

Moody's Diversity Test

Aggregate Par Amount	\$262,618,466.40
Issuer Count	34
Average Par Amount	\$7,724,072.54

Diversity Score	19
Minimum Diversity Score	>=22
Test Result:	FAIL

Issuer	Par Amount	% Of Avg	Equivalent Unit Score	Industry Diversity Score
Aerospace & Defense				
Novetta Solutions LLC	\$5,657,250.00	0.7324	0.7324	
Aerospace & Defense Subtotal	\$5,657,250.00		0.7324	0.7000
Banking, Finance, Insurance & Real Estate				
AmeriLife Group LLC	\$9,381,250.00	1.2145	1.0000	
First American Payment Systems	\$8,255,115.20	1.0688	1.0000	
NAB Holdings LLC	\$9,286,302.90	1.2023	1.0000	
Total Merchant Services Inc	\$9,333,750.00	1.2084	1.0000	
Banking, Finance, Insurance & Real Estate Subtotal	\$36,256,418.09		4.0000	2.3333
Healthcare & Pharmaceuticals				
Amneal Pharmaceuticals LLC	\$2,458,580.88	0.3183	0.3183	
CT Technologies Intermediate Holdings Inc	\$1,382,500.00	0.1790	0.1790	
Global Healthcare Exchange LLC	\$8,910,280.97	1.1536	1.0000	
Stratose Intermediate Holdings II LLC	\$4,962,500.05	0.6425	0.6425	
Healthcare & Pharmaceuticals Subtotal	\$17,713,861.89		2.1398	1.5500
High Tech Industries				
Help Systems Holdings Inc	\$8,932,500.00	1.1564	1.0000	
Stratus Technologies Inc	\$8,112,500.00	1.0503	1.0000	
High Tech Industries Subtotal	\$17,045,000.00		2.0000	1.5000
Hotel, Gaming & Leisure				
Travel Leaders Group LLC	\$9,057,464.79	1.1726	1.0000	
Hotel, Gaming & Leisure Subtotal	\$9,057,464.79		1.0000	1.0000
Media: Advertising, Printing & Publishing				
iEnergizer Limited	\$4,894,081.36	0.6336	0.6336	
Merrill Communications LLC	\$10,881,932.06	1.4088	1.0000	
Novitex Acquisition LLC	\$9,158,790.00	1.1857	1.0000	
Recorded Books Inc	\$8,742,558.14	1.1319	1.0000	
Media: Advertising, Printing & Publishing Subtotal	\$33,677,361.56		3.6336	2.2000
Media: Broadcasting & Subscription				

Issuer	Par Amount	% Of Avg	Equivalent Unit Score	Industry Diversity Score
SESAC Holdco II LLC	\$9,275,061.30	1.2008	1.0000	
UniTek Global Services Inc	\$869,212.17	0.1125	0.1125	
Media: Broadcasting & Subscription Subtotal	\$10,144,273.47		1.1125	1.0500
Retail				
Imagine! Print Solutions LLC	\$3,980,000.00	0.5153	0.5153	
PetSmart Inc	\$1,975,000.00	0.2557	0.2557	
Retail Subtotal	\$5,955,000.00		0.7710	0.8000
Services: Business				
American Teleconferencing Services Ltd	\$9,261,904.76	1.1991	1.0000	
BMC Software Finance Inc	\$4,688,888.89	0.6070	0.6070	
GlobalLogic Holdings Inc	\$9,238,750.00	1.1961	1.0000	
SourceHOV LLC	\$11,984,375.00	1.5516	1.0000	
Services: Business Subtotal	\$35,173,918.65		3.6070	2.2000
Services: Consumer				
Jackson Hewitt Inc	\$9,310,000.00	1.2053	1.0000	
PGX Holdings Inc	\$8,658,571.43	1.1210	1.0000	
Services: Consumer Subtotal	\$17,968,571.43		2.0000	1.5000
Telecommunications				
Aricent Technologies	\$12,297,723.72	1.5921	1.0000	
Birch Communications Inc	\$10,914,544.09	1.4131	1.0000	
ConvergeOne Holdings Corporation	\$12,634,468.83	1.6357	1.0000	
Global Tel Link Corp	\$4,488,775.36	0.5811	0.5811	
Integra Telecom Holdings Inc	\$9,333,055.16	1.2083	1.0000	
Securus Technologies Holdings Inc	\$4,200,000.00	0.5438	0.5438	
US TelePacific Corp	\$9,372,962.60	1.2135	1.0000	
Telecommunications Subtotal	\$63,241,529.76		6.1249	3.0250
Transportation: Cargo				
Capstone Logistics Acquisition Inc	\$10,727,816.75	1.3889	1.0000	
Transportation: Cargo Subtotal	\$10,727,816.75		1.0000	1.0000
Grand Total	\$262,618,466.40			18.8583

Weighted Average Life Test

As of Date	04-Oct-2016
Reinvestment End Date	25-Aug-2016
Weighted Average Life	4.13
Aggregate number of Determination Dates that have elapsed since the end of the Reinvestment Period	0
Aggregate number of Determination Dates remaining until the end of the Reinvestment Period	N/A

Requirement <=4

Result **FAIL**

Issuer	Facility	Amortization Amount	Amort Date	Years Difference	Product Of Amort Amount & Years Diff
American Teleconferencing Services Ltd	Term Loan	\$118,740.85	31-Dec-2016	0.24	\$28,497.80
American Teleconferencing Services Ltd	Term Loan	\$118,740.85	31-Mar-2017	0.49	\$58,183.01
American Teleconferencing Services Ltd	Term Loan	\$118,740.85	30-Jun-2017	0.74	\$87,868.23
American Teleconferencing Services Ltd	Term Loan	\$118,740.85	30-Sep-2017	0.99	\$117,553.44
American Teleconferencing Services Ltd	Term Loan	\$118,740.85	31-Dec-2017	1.24	\$147,238.65
American Teleconferencing Services Ltd	Term Loan	\$118,740.85	31-Mar-2018	1.49	\$176,923.86
American Teleconferencing Services Ltd	Term Loan	\$118,740.85	30-Jun-2018	1.74	\$206,609.07
American Teleconferencing Services Ltd	Term Loan	\$118,740.85	30-Sep-2018	1.99	\$236,294.28
American Teleconferencing Services Ltd	Term Loan	\$118,740.85	31-Dec-2018	2.24	\$265,979.50
American Teleconferencing Services Ltd	Term Loan	\$118,740.85	31-Mar-2019	2.49	\$295,664.71
American Teleconferencing Services Ltd	Term Loan	\$118,740.85	30-Jun-2019	2.74	\$325,349.92
American Teleconferencing Services Ltd	Term Loan	\$118,740.85	30-Sep-2019	2.99	\$355,035.13
American Teleconferencing Services Ltd	Term Loan	\$118,740.85	31-Dec-2019	3.24	\$384,720.34
American Teleconferencing Services Ltd	Term Loan	\$118,740.85	31-Mar-2020	3.49	\$414,405.55
American Teleconferencing Services Ltd	Term Loan	\$118,740.85	30-Jun-2020	3.74	\$444,090.77
American Teleconferencing Services Ltd	Term Loan	\$118,740.85	30-Sep-2020	3.99	\$473,775.98
American Teleconferencing Services Ltd	Term Loan	\$118,740.85	31-Dec-2020	4.24	\$503,461.19
American Teleconferencing Services Ltd	Term Loan	\$118,740.85	31-Mar-2021	4.49	\$533,146.40
American Teleconferencing Services Ltd	Term Loan	\$118,740.85	30-Jun-2021	4.74	\$562,831.61
American Teleconferencing Services Ltd	Term Loan	\$118,740.85	30-Sep-2021	4.99	\$592,516.82
American Teleconferencing Services Ltd	Term Loan	\$6,887,087.83	08-Dec-2021	5.18	\$35,675,114.98
AmeriLife Group LLC	First Lien Initial Term Loan	\$23,750.00	30-Dec-2016	0.24	\$5,700.00
AmeriLife Group LLC	First Lien Initial Term Loan	\$23,750.00	31-Mar-2017	0.49	\$11,637.50
AmeriLife Group LLC	First Lien Initial Term Loan	\$23,750.00	30-Jun-2017	0.74	\$17,575.00
AmeriLife Group LLC	First Lien Initial Term Loan	\$23,750.00	29-Sep-2017	0.99	\$23,512.50
AmeriLife Group LLC	First Lien Initial Term Loan	\$23,750.00	29-Dec-2017	1.24	\$29,450.00
AmeriLife Group LLC	First Lien Initial Term Loan	\$23,750.00	30-Mar-2018	1.48	\$35,150.00
AmeriLife Group LLC	First Lien Initial Term Loan	\$23,750.00	29-Jun-2018	1.73	\$41,087.50
AmeriLife Group LLC	First Lien Initial Term Loan	\$23,750.00	28-Sep-2018	1.98	\$47,025.00
AmeriLife Group LLC	First Lien Initial Term Loan	\$23,750.00	31-Dec-2018	2.24	\$53,200.00
AmeriLife Group LLC	First Lien Initial Term Loan	\$23,750.00	29-Mar-2019	2.48	\$58,900.00
AmeriLife Group LLC	First Lien Initial Term Loan	\$23,750.00	28-Jun-2019	2.73	\$64,837.50
AmeriLife Group LLC	First Lien Initial Term Loan	\$23,750.00	30-Sep-2019	2.99	\$71,012.50
AmeriLife Group LLC	First Lien Initial Term Loan	\$23,750.00	31-Dec-2019	3.24	\$76,950.00
AmeriLife Group LLC	First Lien Initial Term Loan	\$23,750.00	31-Mar-2020	3.49	\$82,887.50
AmeriLife Group LLC	First Lien Initial Term Loan	\$23,750.00	30-Jun-2020	3.74	\$88,825.00
AmeriLife Group LLC	First Lien Initial Term Loan	\$23,750.00	30-Sep-2020	3.99	\$94,762.50
AmeriLife Group LLC	First Lien Initial Term Loan	\$23,750.00	31-Dec-2020	4.24	\$100,700.00

Issuer	Facility	Amortization Amount	Amort Date	Years Difference	Product Of Amort Amount & Years Diff
AmeriLife Group LLC	First Lien Initial Term Loan	\$23,750.00	31-Mar-2021	4.49	\$106,637.50
AmeriLife Group LLC	First Lien Initial Term Loan	\$23,750.00	30-Jun-2021	4.74	\$112,575.00
AmeriLife Group LLC	First Lien Initial Term Loan	\$23,750.00	30-Sep-2021	4.99	\$118,512.50
AmeriLife Group LLC	First Lien Initial Term Loan	\$23,750.00	31-Dec-2021	5.24	\$124,450.00
AmeriLife Group LLC	First Lien Initial Term Loan	\$23,750.00	31-Mar-2022	5.49	\$130,387.50
AmeriLife Group LLC	First Lien Initial Term Loan	\$23,750.00	30-Jun-2022	5.74	\$136,325.00
AmeriLife Group LLC	First Lien Initial Term Loan	\$8,835,000.00	11-Jul-2022	5.77	\$50,977,950.00
Amneal Pharmaceuticals LLC	Term Loan B	\$6,240.05	31-Dec-2016	0.24	\$1,497.61
Amneal Pharmaceuticals LLC	Term Loan B	\$6,240.05	31-Mar-2017	0.49	\$3,057.63
Amneal Pharmaceuticals LLC	Term Loan B	\$6,240.05	30-Jun-2017	0.74	\$4,617.64
Amneal Pharmaceuticals LLC	Term Loan B	\$6,240.05	30-Sep-2017	0.99	\$6,177.65
Amneal Pharmaceuticals LLC	Term Loan B	\$6,240.05	31-Dec-2017	1.24	\$7,737.67
Amneal Pharmaceuticals LLC	Term Loan B	\$6,240.05	31-Mar-2018	1.49	\$9,297.68
Amneal Pharmaceuticals LLC	Term Loan B	\$6,240.05	30-Jun-2018	1.74	\$10,857.69
Amneal Pharmaceuticals LLC	Term Loan B	\$6,240.05	30-Sep-2018	1.99	\$12,417.71
Amneal Pharmaceuticals LLC	Term Loan B	\$6,240.05	31-Dec-2018	2.24	\$13,977.72
Amneal Pharmaceuticals LLC	Term Loan B	\$6,240.05	31-Mar-2019	2.49	\$15,537.73
Amneal Pharmaceuticals LLC	Term Loan B	\$6,240.05	30-Jun-2019	2.74	\$17,097.75
Amneal Pharmaceuticals LLC	Term Loan B	\$6,240.05	30-Sep-2019	2.99	\$18,657.76
Amneal Pharmaceuticals LLC	Term Loan B	\$2,383,700.23	01-Nov-2019	3.08	\$7,341,796.70
Aricent Technologies	First Lien Initial Term Loan	\$22,461.91	30-Dec-2016	0.24	\$5,390.86
Aricent Technologies	First Lien Initial Term Loan	\$22,461.91	31-Mar-2017	0.49	\$11,006.34
Aricent Technologies	First Lien Initial Term Loan	\$22,461.91	30-Jun-2017	0.74	\$16,621.81
Aricent Technologies	First Lien Initial Term Loan	\$22,461.91	29-Sep-2017	0.99	\$22,237.29
Aricent Technologies	First Lien Initial Term Loan	\$22,461.91	29-Dec-2017	1.24	\$27,852.77
Aricent Technologies	First Lien Initial Term Loan	\$22,461.91	30-Mar-2018	1.48	\$33,243.62
Aricent Technologies	First Lien Initial Term Loan	\$22,461.91	29-Jun-2018	1.73	\$38,859.10
Aricent Technologies	First Lien Initial Term Loan	\$22,461.91	28-Sep-2018	1.98	\$44,474.58
Aricent Technologies	First Lien Initial Term Loan	\$22,461.91	31-Dec-2018	2.24	\$50,314.68
Aricent Technologies	First Lien Initial Term Loan	\$22,461.91	29-Mar-2019	2.48	\$55,705.53
Aricent Technologies	First Lien Initial Term Loan	\$22,461.91	28-Jun-2019	2.73	\$61,321.01
Aricent Technologies	First Lien Initial Term Loan	\$22,461.91	30-Sep-2019	2.99	\$67,161.11
Aricent Technologies	First Lien Initial Term Loan	\$22,461.91	31-Dec-2019	3.24	\$72,776.58
Aricent Technologies	First Lien Initial Term Loan	\$22,461.91	31-Mar-2020	3.49	\$78,392.06
Aricent Technologies	First Lien Initial Term Loan	\$22,461.91	30-Jun-2020	3.74	\$84,007.54
Aricent Technologies	First Lien Initial Term Loan	\$22,461.91	30-Sep-2020	3.99	\$89,623.02
Aricent Technologies	First Lien Initial Term Loan	\$22,461.91	31-Dec-2020	4.24	\$95,238.49
Aricent Technologies	First Lien Initial Term Loan	\$22,461.91	31-Mar-2021	4.49	\$100,853.97
Aricent Technologies	First Lien Initial Term Loan	\$8,393,409.36	14-Apr-2021	4.53	\$38,022,144.40
Aricent Technologies	Second Lien Initial Term Loan	\$3,500,000.00	14-Apr-2022	5.53	\$19,355,000.00
Birch Communications Inc	Term Loan	\$73,562.09	30-Dec-2016	0.24	\$17,654.90
Birch Communications Inc	Term Loan	\$147,124.18	31-Mar-2017	0.49	\$72,090.85
Birch Communications Inc	Term Loan	\$147,124.18	30-Jun-2017	0.74	\$108,871.89
Birch Communications Inc	Term Loan	\$147,124.18	29-Sep-2017	0.99	\$145,652.94
Birch Communications Inc	Term Loan	\$147,124.18	29-Dec-2017	1.24	\$182,433.98
Birch Communications Inc	Term Loan	\$147,124.18	30-Mar-2018	1.48	\$217,743.79
Birch Communications Inc	Term Loan	\$147,124.18	29-Jun-2018	1.73	\$254,524.83
Birch Communications Inc	Term Loan	\$147,124.18	28-Sep-2018	1.98	\$291,305.88
Birch Communications Inc	Term Loan	\$147,124.18	31-Dec-2018	2.24	\$329,558.16
Birch Communications Inc	Term Loan	\$147,124.18	29-Mar-2019	2.48	\$364,867.97
Birch Communications Inc	Term Loan	\$147,124.18	28-Jun-2019	2.73	\$401,649.01
Birch Communications Inc	Term Loan	\$147,124.18	30-Sep-2019	2.99	\$439,901.30
Birch Communications Inc	Term Loan	\$147,124.18	31-Dec-2019	3.24	\$476,682.34
Birch Communications Inc	Term Loan	\$147,124.18	31-Mar-2020	3.49	\$513,463.39

Issuer	Facility	Amortization Amount	Amort Date	Years Difference	Product Of Amort Amount & Years Diff
Birch Communications Inc	Term Loan	\$147,124.18	30-Jun-2020	3.74	\$550,244.43
Birch Communications Inc	Term Loan	\$8,781,243.49	17-Jul-2020	3.79	\$33,280,912.81
BMC Software Finance Inc	Initial US Term Loan	\$12,500.00	30-Dec-2016	0.24	\$3,000.00
BMC Software Finance Inc	Initial US Term Loan	\$12,500.00	31-Mar-2017	0.49	\$6,125.00
BMC Software Finance Inc	Initial US Term Loan	\$12,500.00	30-Jun-2017	0.74	\$9,250.00
BMC Software Finance Inc	Initial US Term Loan	\$12,500.00	29-Sep-2017	0.99	\$12,375.00
BMC Software Finance Inc	Initial US Term Loan	\$12,500.00	29-Dec-2017	1.24	\$15,500.00
BMC Software Finance Inc	Initial US Term Loan	\$12,500.00	30-Mar-2018	1.48	\$18,500.00
BMC Software Finance Inc	Initial US Term Loan	\$12,500.00	29-Jun-2018	1.73	\$21,625.00
BMC Software Finance Inc	Initial US Term Loan	\$12,500.00	28-Sep-2018	1.98	\$24,750.00
BMC Software Finance Inc	Initial US Term Loan	\$12,500.00	31-Dec-2018	2.24	\$28,000.00
BMC Software Finance Inc	Initial US Term Loan	\$12,500.00	29-Mar-2019	2.48	\$31,000.00
BMC Software Finance Inc	Initial US Term Loan	\$12,500.00	28-Jun-2019	2.73	\$34,125.00
BMC Software Finance Inc	Initial US Term Loan	\$12,500.00	30-Sep-2019	2.99	\$37,375.00
BMC Software Finance Inc	Initial US Term Loan	\$12,500.00	31-Dec-2019	3.24	\$40,500.00
BMC Software Finance Inc	Initial US Term Loan	\$12,500.00	31-Mar-2020	3.49	\$43,625.00
BMC Software Finance Inc	Initial US Term Loan	\$12,500.00	30-Jun-2020	3.74	\$46,750.00
BMC Software Finance Inc	Initial US Term Loan	\$4,501,388.89	10-Sep-2020	3.94	\$17,735,472.23
Capstone Logistics Acquisition Inc	First Lien Term Loan	\$0.00	30-Dec-2016	0.24	\$0.00
Capstone Logistics Acquisition Inc	First Lien Term Loan	\$11,913.24	21-Apr-2017	0.55	\$6,552.28
Capstone Logistics Acquisition Inc	First Lien Term Loan	\$27,476.68	14-Jul-2017	0.78	\$21,431.81
Capstone Logistics Acquisition Inc	First Lien Term Loan	\$27,476.68	06-Oct-2017	1.01	\$27,751.44
Capstone Logistics Acquisition Inc	First Lien Term Loan	\$27,476.68	29-Dec-2017	1.24	\$34,071.08
Capstone Logistics Acquisition Inc	First Lien Term Loan	\$27,476.68	20-Apr-2018	1.54	\$42,314.08
Capstone Logistics Acquisition Inc	First Lien Term Loan	\$27,476.68	13-Jul-2018	1.77	\$48,633.72
Capstone Logistics Acquisition Inc	First Lien Term Loan	\$27,476.68	05-Oct-2018	2	\$54,953.35
Capstone Logistics Acquisition Inc	First Lien Term Loan	\$27,476.68	28-Dec-2018	2.23	\$61,272.99
Capstone Logistics Acquisition Inc	First Lien Term Loan	\$27,476.68	19-Apr-2019	2.54	\$69,790.76
Capstone Logistics Acquisition Inc	First Lien Term Loan	\$27,476.68	12-Jul-2019	2.77	\$76,110.39
Capstone Logistics Acquisition Inc	First Lien Term Loan	\$27,476.68	04-Oct-2019	3	\$82,430.03
Capstone Logistics Acquisition Inc	First Lien Term Loan	\$27,476.68	27-Dec-2019	3.23	\$88,749.66
Capstone Logistics Acquisition Inc	First Lien Term Loan	\$27,476.68	17-Apr-2020	3.54	\$97,267.43
Capstone Logistics Acquisition Inc	First Lien Term Loan	\$27,476.68	10-Jul-2020	3.77	\$103,587.07
Capstone Logistics Acquisition Inc	First Lien Term Loan	\$27,476.68	02-Oct-2020	4	\$109,906.70
Capstone Logistics Acquisition Inc	First Lien Term Loan	\$27,476.68	25-Dec-2020	4.23	\$116,226.34
Capstone Logistics Acquisition Inc	First Lien Term Loan	\$27,476.68	16-Apr-2021	4.53	\$124,469.34
Capstone Logistics Acquisition Inc	First Lien Term Loan	\$27,476.68	09-Jul-2021	4.76	\$130,788.98
Capstone Logistics Acquisition Inc	First Lien Term Loan	\$10,248,800.02	07-Oct-2021	5.01	\$51,346,488.08
ConvergeOne Holdings Corporation	First Lien Initial Term Loan	\$24,640.59	30-Dec-2016	0.24	\$5,913.74
ConvergeOne Holdings Corporation	First Lien Initial Term Loan	\$24,640.59	31-Mar-2017	0.49	\$12,073.89
ConvergeOne Holdings Corporation	First Lien Initial Term Loan	\$24,640.59	30-Jun-2017	0.74	\$18,234.03
ConvergeOne Holdings Corporation	First Lien Initial Term Loan	\$24,640.59	29-Sep-2017	0.99	\$24,394.18
ConvergeOne Holdings Corporation	First Lien Initial Term Loan	\$24,640.59	29-Dec-2017	1.24	\$30,554.33
ConvergeOne Holdings Corporation	First Lien Initial Term Loan	\$24,640.59	30-Mar-2018	1.48	\$36,468.07
ConvergeOne Holdings Corporation	First Lien Initial Term Loan	\$24,640.59	29-Jun-2018	1.73	\$42,628.21
ConvergeOne Holdings Corporation	First Lien Initial Term Loan	\$24,640.59	28-Sep-2018	1.98	\$48,788.36
ConvergeOne Holdings Corporation	First Lien Initial Term Loan	\$24,640.59	31-Dec-2018	2.24	\$55,194.91
ConvergeOne Holdings Corporation	First Lien Initial Term Loan	\$24,640.59	29-Mar-2019	2.48	\$61,108.65
ConvergeOne Holdings Corporation	First Lien Initial Term Loan	\$24,640.59	28-Jun-2019	2.73	\$67,268.80
ConvergeOne Holdings Corporation	First Lien Initial Term Loan	\$24,640.59	28-Sep-2019	2.98	\$73,428.94
ConvergeOne Holdings Corporation	First Lien Initial Term Loan	\$24,640.59	31-Dec-2019	3.24	\$79,835.50
ConvergeOne Holdings Corporation	First Lien Initial Term Loan	\$24,640.59	31-Mar-2020	3.49	\$85,995.64
ConvergeOne Holdings Corporation	First Lien Initial Term Loan	\$9,289,500.64	17-Jun-2020	3.7	\$34,371,152.37
ConvergeOne Holdings Corporation	Second Lien Initial Term Loan	\$3,000,000.00	17-Jun-2021	4.7	\$14,100,000.00

Issuer	Facility	Amortization Amount	Amort Date	Years Difference	Product Of Amort Amount & Years Diff
CT Technologies Intermediate Holdings Inc	Initial Term Loan	\$3,500.00	30-Dec-2016	0.24	\$840.00
CT Technologies Intermediate Holdings Inc	Initial Term Loan	\$3,500.00	31-Mar-2017	0.49	\$1,715.00
CT Technologies Intermediate Holdings Inc	Initial Term Loan	\$3,500.00	30-Jun-2017	0.74	\$2,590.00
CT Technologies Intermediate Holdings Inc	Initial Term Loan	\$3,500.00	29-Sep-2017	0.99	\$3,465.00
CT Technologies Intermediate Holdings Inc	Initial Term Loan	\$3,500.00	29-Dec-2017	1.24	\$4,340.00
CT Technologies Intermediate Holdings Inc	Initial Term Loan	\$3,500.00	30-Mar-2018	1.48	\$5,180.00
CT Technologies Intermediate Holdings Inc	Initial Term Loan	\$3,500.00	29-Jun-2018	1.73	\$6,055.00
CT Technologies Intermediate Holdings Inc	Initial Term Loan	\$3,500.00	28-Sep-2018	1.98	\$6,930.00
CT Technologies Intermediate Holdings Inc	Initial Term Loan	\$3,500.00	31-Dec-2018	2.24	\$7,840.00
CT Technologies Intermediate Holdings Inc	Initial Term Loan	\$3,500.00	29-Mar-2019	2.48	\$8,680.00
CT Technologies Intermediate Holdings Inc	Initial Term Loan	\$3,500.00	30-Jun-2019	2.74	\$9,590.00
CT Technologies Intermediate Holdings Inc	Initial Term Loan	\$3,500.00	30-Sep-2019	2.99	\$10,465.00
CT Technologies Intermediate Holdings Inc	Initial Term Loan	\$3,500.00	31-Dec-2019	3.24	\$11,340.00
CT Technologies Intermediate Holdings Inc	Initial Term Loan	\$3,500.00	30-Jun-2020	3.74	\$13,090.00
CT Technologies Intermediate Holdings Inc	Initial Term Loan	\$3,500.00	30-Sep-2020	3.99	\$13,965.00
CT Technologies Intermediate Holdings Inc	Initial Term Loan	\$3,500.00	31-Dec-2020	4.24	\$14,840.00
CT Technologies Intermediate Holdings Inc	Initial Term Loan	\$3,500.00	31-Mar-2021	4.49	\$15,715.00
CT Technologies Intermediate Holdings Inc	Initial Term Loan	\$3,500.00	30-Jun-2021	4.74	\$16,590.00
CT Technologies Intermediate Holdings Inc	Initial Term Loan	\$3,500.00	30-Sep-2021	4.99	\$17,465.00
CT Technologies Intermediate Holdings Inc	Initial Term Loan	\$1,316,000.00	01-Dec-2021	5.16	\$6,790,560.00
First American Payment Systems	First Lien Term Loan	\$0.00	30-Dec-2016	0.24	\$0.00
First American Payment Systems	First Lien Term Loan	\$0.00	31-Mar-2017	0.49	\$0.00
First American Payment Systems	First Lien Term Loan	\$0.00	30-Jun-2017	0.74	\$0.00
First American Payment Systems	First Lien Term Loan	\$0.00	29-Sep-2017	0.99	\$0.00
First American Payment Systems	First Lien Term Loan	\$0.00	29-Dec-2017	1.24	\$0.00
First American Payment Systems	First Lien Term Loan	\$0.00	30-Mar-2018	1.48	\$0.00
First American Payment Systems	First Lien Term Loan	\$0.00	29-Jun-2018	1.73	\$0.00
First American Payment Systems	First Lien Term Loan	\$0.00	30-Sep-2018	1.99	\$0.00
First American Payment Systems	First Lien Term Loan	\$3,035,078.49	12-Oct-2018	2.02	\$6,130,858.55
First American Payment Systems	Second Lien Term Loan	\$5,220,036.71	12-Apr-2019	2.52	\$13,154,492.51
Global Healthcare Exchange LLC	Senior Secured Initial Term Loan	\$22,331.53	30-Dec-2016	0.24	\$5,359.57
Global Healthcare Exchange LLC	Senior Secured Initial Term Loan	\$22,331.53	31-Mar-2017	0.49	\$10,942.45
Global Healthcare Exchange LLC	Senior Secured Initial Term Loan	\$22,331.53	30-Jun-2017	0.74	\$16,525.33
Global Healthcare Exchange LLC	Senior Secured Initial Term Loan	\$22,331.53	29-Sep-2017	0.99	\$22,108.22
Global Healthcare Exchange LLC	Senior Secured Initial Term Loan	\$22,331.53	29-Dec-2017	1.24	\$27,691.10
Global Healthcare Exchange LLC	Senior Secured Initial Term Loan	\$22,331.53	30-Mar-2018	1.48	\$33,050.67
Global Healthcare Exchange LLC	Senior Secured Initial Term Loan	\$22,331.53	29-Jun-2018	1.73	\$38,633.55
Global Healthcare Exchange LLC	Senior Secured Initial Term Loan	\$22,331.53	28-Sep-2018	1.98	\$44,216.43
Global Healthcare Exchange LLC	Senior Secured Initial Term Loan	\$22,331.53	31-Dec-2018	2.24	\$50,022.63
Global Healthcare Exchange LLC	Senior Secured Initial Term Loan	\$22,331.53	29-Mar-2019	2.48	\$55,382.20
Global Healthcare Exchange LLC	Senior Secured Initial Term Loan	\$22,331.53	28-Jun-2019	2.73	\$60,965.08
Global Healthcare Exchange LLC	Senior Secured Initial Term Loan	\$22,331.53	30-Sep-2019	2.99	\$66,771.28
Global Healthcare Exchange LLC	Senior Secured Initial Term Loan	\$22,331.53	31-Dec-2019	3.24	\$72,354.16
Global Healthcare Exchange LLC	Senior Secured Initial Term Loan	\$22,331.53	31-Mar-2020	3.49	\$77,937.04
Global Healthcare Exchange LLC	Senior Secured Initial Term Loan	\$22,331.53	30-Jun-2020	3.74	\$83,519.93
Global Healthcare Exchange LLC	Senior Secured Initial Term Loan	\$22,331.53	30-Sep-2020	3.99	\$89,102.81
Global Healthcare Exchange LLC	Senior Secured Initial Term Loan	\$22,331.53	31-Dec-2020	4.24	\$94,685.69
Global Healthcare Exchange LLC	Senior Secured Initial Term Loan	\$22,331.53	31-Mar-2021	4.49	\$100,268.57
Global Healthcare Exchange LLC	Senior Secured Initial Term Loan	\$22,331.53	30-Jun-2021	4.74	\$105,851.46
Global Healthcare Exchange LLC	Senior Secured Initial Term Loan	\$22,331.53	30-Sep-2021	4.99	\$111,434.34
Global Healthcare Exchange LLC	Senior Secured Initial Term Loan	\$22,331.53	31-Dec-2021	5.24	\$117,017.22
Global Healthcare Exchange LLC	Senior Secured Initial Term Loan	\$22,331.53	31-Mar-2022	5.49	\$122,600.11
Global Healthcare Exchange LLC	Senior Secured Initial Term Loan	\$22,331.53	30-Jun-2022	5.74	\$128,182.99
Global Healthcare Exchange LLC	Senior Secured Initial Term Loan	\$8,396,655.75	15-Aug-2022	5.87	\$49,288,369.28

Issuer	Facility	Amortization Amount	Amort Date	Years Difference	Product Of Amort Amount & Years Diff
Global Tel Link Corp	First Lien Term Loan	\$5,612.32	30-Dec-2016	0.24	\$1,346.96
Global Tel Link Corp	First Lien Term Loan	\$5,612.32	31-Mar-2017	0.49	\$2,750.04
Global Tel Link Corp	First Lien Term Loan	\$5,612.32	30-Jun-2017	0.74	\$4,153.12
Global Tel Link Corp	First Lien Term Loan	\$5,612.32	29-Sep-2017	0.99	\$5,556.19
Global Tel Link Corp	First Lien Term Loan	\$5,612.32	29-Dec-2017	1.24	\$6,959.27
Global Tel Link Corp	First Lien Term Loan	\$5,612.32	30-Mar-2018	1.48	\$8,306.23
Global Tel Link Corp	First Lien Term Loan	\$5,612.32	29-Jun-2018	1.73	\$9,709.31
Global Tel Link Corp	First Lien Term Loan	\$5,612.32	28-Sep-2018	1.98	\$11,112.39
Global Tel Link Corp	First Lien Term Loan	\$5,612.32	31-Dec-2018	2.24	\$12,571.59
Global Tel Link Corp	First Lien Term Loan	\$5,612.32	29-Mar-2019	2.48	\$13,918.55
Global Tel Link Corp	First Lien Term Loan	\$5,612.32	28-Jun-2019	2.73	\$15,321.63
Global Tel Link Corp	First Lien Term Loan	\$5,612.32	30-Sep-2019	2.99	\$16,780.83
Global Tel Link Corp	First Lien Term Loan	\$5,612.32	31-Dec-2019	3.24	\$18,183.91
Global Tel Link Corp	First Lien Term Loan	\$5,612.32	31-Mar-2020	3.49	\$19,586.99
Global Tel Link Corp	First Lien Term Loan	\$1,910,202.91	22-May-2020	3.63	\$6,934,036.58
Global Tel Link Corp	Second Lien Term Loan	\$2,500,000.00	23-Nov-2020	4.14	\$10,350,000.00
GlobalLogic Holdings Inc	Term Loan	\$23,750.00	30-Dec-2016	0.24	\$5,700.00
GlobalLogic Holdings Inc	Term Loan	\$23,750.00	31-Mar-2017	0.49	\$11,637.50
GlobalLogic Holdings Inc	Term Loan	\$23,750.00	30-Jun-2017	0.74	\$17,575.00
GlobalLogic Holdings Inc	Term Loan	\$23,750.00	29-Sep-2017	0.99	\$23,512.50
GlobalLogic Holdings Inc	Term Loan	\$23,750.00	29-Dec-2017	1.24	\$29,450.00
GlobalLogic Holdings Inc	Term Loan	\$23,750.00	30-Mar-2018	1.48	\$35,150.00
GlobalLogic Holdings Inc	Term Loan	\$23,750.00	29-Jun-2018	1.73	\$41,087.50
GlobalLogic Holdings Inc	Term Loan	\$23,750.00	28-Sep-2018	1.98	\$47,025.00
GlobalLogic Holdings Inc	Term Loan	\$23,750.00	31-Dec-2018	2.24	\$53,200.00
GlobalLogic Holdings Inc	Term Loan	\$23,750.00	29-Mar-2019	2.48	\$58,900.00
GlobalLogic Holdings Inc	Term Loan	\$9,001,250.00	03-Jun-2019	2.66	\$23,943,325.00
Help Systems Holdings Inc	First Lien Initial Term Loan	\$22,500.00	30-Dec-2016	0.24	\$5,400.00
Help Systems Holdings Inc	First Lien Initial Term Loan	\$22,500.00	31-Mar-2017	0.49	\$11,025.00
Help Systems Holdings Inc	First Lien Initial Term Loan	\$22,500.00	30-Jun-2017	0.74	\$16,650.00
Help Systems Holdings Inc	First Lien Initial Term Loan	\$22,500.00	29-Sep-2017	0.99	\$22,275.00
Help Systems Holdings Inc	First Lien Initial Term Loan	\$22,500.00	29-Dec-2017	1.24	\$27,900.00
Help Systems Holdings Inc	First Lien Initial Term Loan	\$22,500.00	30-Mar-2018	1.48	\$33,300.00
Help Systems Holdings Inc	First Lien Initial Term Loan	\$22,500.00	29-Jun-2018	1.73	\$38,925.00
Help Systems Holdings Inc	First Lien Initial Term Loan	\$22,500.00	28-Sep-2018	1.98	\$44,550.00
Help Systems Holdings Inc	First Lien Initial Term Loan	\$22,500.00	31-Dec-2018	2.24	\$50,400.00
Help Systems Holdings Inc	First Lien Initial Term Loan	\$22,500.00	29-Mar-2019	2.48	\$55,800.00
Help Systems Holdings Inc	First Lien Initial Term Loan	\$22,500.00	28-Jun-2019	2.73	\$61,425.00
Help Systems Holdings Inc	First Lien Initial Term Loan	\$22,500.00	30-Sep-2019	2.99	\$67,275.00
Help Systems Holdings Inc	First Lien Initial Term Loan	\$22,500.00	31-Dec-2019	3.24	\$72,900.00
Help Systems Holdings Inc	First Lien Initial Term Loan	\$22,500.00	31-Mar-2020	3.49	\$78,525.00
Help Systems Holdings Inc	First Lien Initial Term Loan	\$22,500.00	30-Jun-2020	3.74	\$84,150.00
Help Systems Holdings Inc	First Lien Initial Term Loan	\$22,500.00	30-Sep-2020	3.99	\$89,775.00
Help Systems Holdings Inc	First Lien Initial Term Loan	\$22,500.00	31-Dec-2020	4.24	\$95,400.00
Help Systems Holdings Inc	First Lien Initial Term Loan	\$22,500.00	31-Mar-2021	4.49	\$101,025.00
Help Systems Holdings Inc	First Lien Initial Term Loan	\$22,500.00	30-Jun-2021	4.74	\$106,650.00
Help Systems Holdings Inc	First Lien Initial Term Loan	\$22,500.00	30-Sep-2021	4.99	\$112,275.00
Help Systems Holdings Inc	First Lien Initial Term Loan	\$8,482,500.00	08-Oct-2021	5.01	\$42,497,325.00
iEnergizer Limited	Term Loan	\$200,000.00	30-Dec-2016	0.24	\$48,000.00
iEnergizer Limited	Term Loan	\$200,000.00	31-Mar-2017	0.49	\$98,000.00
iEnergizer Limited	Term Loan	\$200,000.00	30-Jun-2017	0.74	\$148,000.00
iEnergizer Limited	Term Loan	\$200,000.00	29-Sep-2017	0.99	\$198,000.00
iEnergizer Limited	Term Loan	\$200,000.00	29-Dec-2017	1.24	\$248,000.00
iEnergizer Limited	Term Loan	\$200,000.00	30-Mar-2018	1.48	\$296,000.00

Issuer	Facility	Amortization Amount	Amort Date	Years Difference	Product Of Amort Amount & Years Diff
iEnergizer Limited	Term Loan	\$200,000.00	29-Jun-2018	1.73	\$346,000.00
iEnergizer Limited	Term Loan	\$200,000.00	28-Sep-2018	1.98	\$396,000.00
iEnergizer Limited	Term Loan	\$200,000.00	31-Dec-2018	2.24	\$448,000.00
iEnergizer Limited	Term Loan	\$200,000.00	29-Mar-2019	2.48	\$496,000.00
iEnergizer Limited	Term Loan	\$2,894,081.36	01-May-2019	2.57	\$7,437,789.10
Imagine! Print Solutions LLC	Initial Term Loan	\$10,000.00	30-Dec-2016	0.24	\$2,400.00
Imagine! Print Solutions LLC	Initial Term Loan	\$10,000.00	31-Mar-2017	0.49	\$4,900.00
Imagine! Print Solutions LLC	Initial Term Loan	\$10,000.00	30-Jun-2017	0.74	\$7,400.00
Imagine! Print Solutions LLC	Initial Term Loan	\$10,000.00	29-Sep-2017	0.99	\$9,900.00
Imagine! Print Solutions LLC	Initial Term Loan	\$10,000.00	29-Dec-2017	1.24	\$12,400.00
Imagine! Print Solutions LLC	Initial Term Loan	\$10,000.00	30-Mar-2018	1.48	\$14,800.00
Imagine! Print Solutions LLC	Initial Term Loan	\$10,000.00	29-Jun-2018	1.73	\$17,300.00
Imagine! Print Solutions LLC	Initial Term Loan	\$10,000.00	28-Sep-2018	1.98	\$19,800.00
Imagine! Print Solutions LLC	Initial Term Loan	\$10,000.00	31-Dec-2018	2.24	\$22,400.00
Imagine! Print Solutions LLC	Initial Term Loan	\$10,000.00	29-Mar-2019	2.48	\$24,800.00
Imagine! Print Solutions LLC	Initial Term Loan	\$10,000.00	28-Jun-2019	2.73	\$27,300.00
Imagine! Print Solutions LLC	Initial Term Loan	\$10,000.00	30-Sep-2019	2.99	\$29,900.00
Imagine! Print Solutions LLC	Initial Term Loan	\$10,000.00	31-Dec-2019	3.24	\$32,400.00
Imagine! Print Solutions LLC	Initial Term Loan	\$10,000.00	31-Mar-2020	3.49	\$34,900.00
Imagine! Print Solutions LLC	Initial Term Loan	\$10,000.00	30-Jun-2020	3.74	\$37,400.00
Imagine! Print Solutions LLC	Initial Term Loan	\$10,000.00	30-Sep-2020	3.99	\$39,900.00
Imagine! Print Solutions LLC	Initial Term Loan	\$10,000.00	31-Dec-2020	4.24	\$42,400.00
Imagine! Print Solutions LLC	Initial Term Loan	\$10,000.00	31-Mar-2021	4.49	\$44,900.00
Imagine! Print Solutions LLC	Initial Term Loan	\$10,000.00	30-Jun-2021	4.74	\$47,400.00
Imagine! Print Solutions LLC	Initial Term Loan	\$10,000.00	30-Sep-2021	4.99	\$49,900.00
Imagine! Print Solutions LLC	Initial Term Loan	\$10,000.00	30-Dec-2021	5.24	\$52,400.00
Imagine! Print Solutions LLC	Initial Term Loan	\$3,770,000.00	30-Mar-2022	5.49	\$20,697,300.00
Integra Telecom Holdings Inc	Second Lien Initial Loan	\$4,631,847.16	12-Feb-2021	4.36	\$20,194,853.62
Integra Telecom Holdings Inc	Term B-1 Loan	\$11,932.00	30-Dec-2016	0.24	\$2,863.68
Integra Telecom Holdings Inc	Term B-1 Loan	\$11,932.00	31-Mar-2017	0.49	\$5,846.68
Integra Telecom Holdings Inc	Term B-1 Loan	\$11,932.00	30-Jun-2017	0.74	\$8,829.68
Integra Telecom Holdings Inc	Term B-1 Loan	\$11,932.00	29-Sep-2017	0.99	\$11,812.68
Integra Telecom Holdings Inc	Term B-1 Loan	\$11,932.00	29-Dec-2017	1.24	\$14,795.68
Integra Telecom Holdings Inc	Term B-1 Loan	\$11,932.00	30-Mar-2018	1.48	\$17,659.36
Integra Telecom Holdings Inc	Term B-1 Loan	\$11,932.00	29-Jun-2018	1.73	\$20,642.36
Integra Telecom Holdings Inc	Term B-1 Loan	\$11,932.00	28-Sep-2018	1.98	\$23,625.36
Integra Telecom Holdings Inc	Term B-1 Loan	\$11,932.00	31-Dec-2018	2.24	\$26,727.68
Integra Telecom Holdings Inc	Term B-1 Loan	\$11,932.00	29-Mar-2019	2.48	\$29,591.36
Integra Telecom Holdings Inc	Term B-1 Loan	\$11,932.00	28-Jun-2019	2.73	\$32,574.36
Integra Telecom Holdings Inc	Term B-1 Loan	\$11,932.00	30-Sep-2019	2.99	\$35,676.68
Integra Telecom Holdings Inc	Term B-1 Loan	\$11,932.00	31-Dec-2019	3.24	\$38,659.68
Integra Telecom Holdings Inc	Term B-1 Loan	\$11,932.00	31-Mar-2020	3.49	\$41,642.68
Integra Telecom Holdings Inc	Term B-1 Loan	\$11,932.00	30-Jun-2020	3.74	\$44,625.68
Integra Telecom Holdings Inc	Term B-1 Loan	\$4,522,228.00	14-Aug-2020	3.86	\$17,455,800.08
Jackson Hewitt Inc	Initial Term Loan	\$190,000.00	28-Apr-2017	0.56	\$106,400.00
Jackson Hewitt Inc	Initial Term Loan	\$190,000.00	30-Apr-2018	1.57	\$298,300.00
Jackson Hewitt Inc	Initial Term Loan	\$190,000.00	30-Apr-2019	2.57	\$488,300.00
Jackson Hewitt Inc	Initial Term Loan	\$190,000.00	30-Apr-2020	3.57	\$678,300.00
Jackson Hewitt Inc	Initial Term Loan	\$8,550,000.00	30-Jul-2020	3.82	\$32,661,000.00
Merrill Communications LLC	Initial Term Loan	\$27,479.63	31-Oct-2016	0.07	\$1,923.57
Merrill Communications LLC	Initial Term Loan	\$27,479.63	31-Jan-2017	0.33	\$9,068.28
Merrill Communications LLC	Initial Term Loan	\$27,479.63	30-Apr-2017	0.57	\$15,663.39
Merrill Communications LLC	Initial Term Loan	\$27,479.63	31-Jul-2017	0.82	\$22,533.29
Merrill Communications LLC	Initial Term Loan	\$27,479.63	31-Oct-2017	1.07	\$29,403.20

Issuer	Facility	Amortization Amount	Amort Date	Years Difference	Product Of Amort Amount & Years Diff
Merrill Communications LLC	Initial Term Loan	\$27,479.63	31-Jan-2018	1.33	\$36,547.90
Merrill Communications LLC	Initial Term Loan	\$27,479.63	30-Apr-2018	1.57	\$43,143.01
Merrill Communications LLC	Initial Term Loan	\$27,479.63	31-Jul-2018	1.82	\$50,012.92
Merrill Communications LLC	Initial Term Loan	\$27,479.63	31-Oct-2018	2.07	\$56,882.83
Merrill Communications LLC	Initial Term Loan	\$27,479.63	31-Jan-2019	2.33	\$64,027.53
Merrill Communications LLC	Initial Term Loan	\$27,479.63	30-Apr-2019	2.57	\$70,622.64
Merrill Communications LLC	Initial Term Loan	\$27,479.63	31-Jul-2019	2.82	\$77,492.55
Merrill Communications LLC	Initial Term Loan	\$27,479.63	31-Oct-2019	3.07	\$84,362.45
Merrill Communications LLC	Initial Term Loan	\$27,479.63	31-Jan-2020	3.33	\$91,507.16
Merrill Communications LLC	Initial Term Loan	\$27,479.63	30-Apr-2020	3.57	\$98,102.27
Merrill Communications LLC	Initial Term Loan	\$27,479.63	31-Jul-2020	3.82	\$104,972.17
Merrill Communications LLC	Initial Term Loan	\$27,479.63	31-Oct-2020	4.08	\$112,116.88
Merrill Communications LLC	Initial Term Loan	\$27,479.63	31-Jan-2021	4.33	\$118,986.78
Merrill Communications LLC	Initial Term Loan	\$27,479.63	30-Apr-2021	4.57	\$125,581.89
Merrill Communications LLC	Initial Term Loan	\$27,479.63	31-Jul-2021	4.82	\$132,451.80
Merrill Communications LLC	Initial Term Loan	\$27,479.63	31-Oct-2021	5.08	\$139,596.50
Merrill Communications LLC	Initial Term Loan	\$27,479.63	31-Jan-2022	5.33	\$146,466.41
Merrill Communications LLC	Initial Term Loan	\$27,479.63	30-Apr-2022	5.57	\$153,061.52
Merrill Communications LLC	Initial Term Loan	\$10,249,900.64	01-Jun-2022	5.66	\$58,014,437.65
NAB Holdings LLC	Term Loan	\$23,743.39	30-Dec-2016	0.24	\$5,698.41
NAB Holdings LLC	Term Loan	\$23,743.39	31-Mar-2017	0.49	\$11,634.26
NAB Holdings LLC	Term Loan	\$23,743.39	30-Jun-2017	0.74	\$17,570.11
NAB Holdings LLC	Term Loan	\$23,722.28	29-Sep-2017	0.99	\$23,485.06
NAB Holdings LLC	Term Loan	\$23,743.39	29-Dec-2017	1.24	\$29,441.80
NAB Holdings LLC	Term Loan	\$23,743.39	30-Mar-2018	1.48	\$35,140.21
NAB Holdings LLC	Term Loan	\$23,743.39	29-Jun-2018	1.73	\$41,076.06
NAB Holdings LLC	Term Loan	\$23,743.39	28-Sep-2018	1.98	\$47,011.91
NAB Holdings LLC	Term Loan	\$23,743.39	31-Dec-2018	2.24	\$53,185.19
NAB Holdings LLC	Term Loan	\$23,743.39	29-Mar-2019	2.48	\$58,883.60
NAB Holdings LLC	Term Loan	\$23,743.39	28-Jun-2019	2.73	\$64,819.45
NAB Holdings LLC	Term Loan	\$23,743.39	30-Sep-2019	2.99	\$70,992.73
NAB Holdings LLC	Term Loan	\$23,743.39	31-Dec-2019	3.24	\$76,928.58
NAB Holdings LLC	Term Loan	\$23,743.39	31-Mar-2020	3.49	\$82,864.42
NAB Holdings LLC	Term Loan	\$23,743.39	30-Jun-2020	3.74	\$88,800.27
NAB Holdings LLC	Term Loan	\$23,743.39	30-Sep-2020	3.99	\$94,736.12
NAB Holdings LLC	Term Loan	\$23,743.39	31-Dec-2020	4.24	\$100,671.97
NAB Holdings LLC	Term Loan	\$23,743.39	31-Mar-2021	4.49	\$106,607.81
NAB Holdings LLC	Term Loan	\$8,858,943.01	21-May-2021	4.63	\$41,016,906.16
Novetta Solutions LLC	First Lien Initial Term Loan	\$14,250.00	30-Dec-2016	0.24	\$3,420.00
Novetta Solutions LLC	First Lien Initial Term Loan	\$14,250.00	31-Mar-2017	0.49	\$6,982.50
Novetta Solutions LLC	First Lien Initial Term Loan	\$14,250.00	30-Jun-2017	0.74	\$10,545.00
Novetta Solutions LLC	First Lien Initial Term Loan	\$14,250.00	29-Sep-2017	0.99	\$14,107.50
Novetta Solutions LLC	First Lien Initial Term Loan	\$14,250.00	29-Dec-2017	1.24	\$17,670.00
Novetta Solutions LLC	First Lien Initial Term Loan	\$14,250.00	30-Mar-2018	1.48	\$21,090.00
Novetta Solutions LLC	First Lien Initial Term Loan	\$14,250.00	29-Jun-2018	1.73	\$24,652.50
Novetta Solutions LLC	First Lien Initial Term Loan	\$14,250.00	28-Sep-2018	1.98	\$28,215.00
Novetta Solutions LLC	First Lien Initial Term Loan	\$14,250.00	31-Dec-2018	2.24	\$31,920.00
Novetta Solutions LLC	First Lien Initial Term Loan	\$14,250.00	29-Mar-2019	2.48	\$35,340.00
Novetta Solutions LLC	First Lien Initial Term Loan	\$14,250.00	28-Jun-2019	2.73	\$38,902.50
Novetta Solutions LLC	First Lien Initial Term Loan	\$14,250.00	30-Sep-2019	2.99	\$42,607.50
Novetta Solutions LLC	First Lien Initial Term Loan	\$14,250.00	31-Dec-2019	3.24	\$46,170.00
Novetta Solutions LLC	First Lien Initial Term Loan	\$14,250.00	31-Mar-2020	3.49	\$49,732.50
Novetta Solutions LLC	First Lien Initial Term Loan	\$14,250.00	30-Jun-2020	3.74	\$53,295.00
Novetta Solutions LLC	First Lien Initial Term Loan	\$14,250.00	30-Sep-2020	3.99	\$56,857.50

Issuer	Facility	Amortization Amount	Amort Date	Years Difference	Product Of Amort Amount & Years Diff
Novetta Solutions LLC	First Lien Initial Term Loan	\$14,250.00	31-Dec-2020	4.24	\$60,420.00
Novetta Solutions LLC	First Lien Initial Term Loan	\$14,250.00	31-Mar-2021	4.49	\$63,982.50
Novetta Solutions LLC	First Lien Initial Term Loan	\$14,250.00	30-Jun-2021	4.74	\$67,545.00
Novetta Solutions LLC	First Lien Initial Term Loan	\$14,250.00	30-Sep-2021	4.99	\$71,107.50
Novetta Solutions LLC	First Lien Initial Term Loan	\$14,250.00	30-Dec-2021	5.24	\$74,670.00
Novetta Solutions LLC	First Lien Initial Term Loan	\$14,250.00	31-Mar-2022	5.49	\$78,232.50
Novetta Solutions LLC	First Lien Initial Term Loan	\$14,250.00	30-Jun-2022	5.74	\$81,795.00
Novetta Solutions LLC	First Lien Initial Term Loan	\$14,250.00	30-Sep-2022	5.99	\$85,357.50
Novetta Solutions LLC	First Lien Initial Term Loan	\$5,315,250.00	17-Oct-2022	6.04	\$32,104,110.00
Novitex Acquisition LLC	Tranche B-2 Term Loan (First Lien)	\$59,550.00	30-Dec-2016	0.24	\$14,292.00
Novitex Acquisition LLC	Tranche B-2 Term Loan (First Lien)	\$59,550.00	31-Mar-2017	0.49	\$29,179.50
Novitex Acquisition LLC	Tranche B-2 Term Loan (First Lien)	\$59,550.00	30-Jun-2017	0.74	\$44,067.00
Novitex Acquisition LLC	Tranche B-2 Term Loan (First Lien)	\$59,550.00	29-Sep-2017	0.99	\$58,954.50
Novitex Acquisition LLC	Tranche B-2 Term Loan (First Lien)	\$59,550.00	29-Dec-2017	1.24	\$73,842.00
Novitex Acquisition LLC	Tranche B-2 Term Loan (First Lien)	\$59,550.00	30-Mar-2018	1.48	\$88,134.00
Novitex Acquisition LLC	Tranche B-2 Term Loan (First Lien)	\$59,550.00	29-Jun-2018	1.73	\$103,021.50
Novitex Acquisition LLC	Tranche B-2 Term Loan (First Lien)	\$59,550.00	28-Sep-2018	1.98	\$117,909.00
Novitex Acquisition LLC	Tranche B-2 Term Loan (First Lien)	\$59,550.00	31-Dec-2018	2.24	\$133,392.00
Novitex Acquisition LLC	Tranche B-2 Term Loan (First Lien)	\$59,550.00	29-Mar-2019	2.48	\$147,684.00
Novitex Acquisition LLC	Tranche B-2 Term Loan (First Lien)	\$59,550.00	28-Jun-2019	2.73	\$162,571.50
Novitex Acquisition LLC	Tranche B-2 Term Loan (First Lien)	\$59,550.00	30-Sep-2019	2.99	\$178,054.50
Novitex Acquisition LLC	Tranche B-2 Term Loan (First Lien)	\$59,550.00	31-Dec-2019	3.24	\$192,942.00
Novitex Acquisition LLC	Tranche B-2 Term Loan (First Lien)	\$59,550.00	31-Mar-2020	3.49	\$207,829.50
Novitex Acquisition LLC	Tranche B-2 Term Loan (First Lien)	\$59,550.00	30-Jun-2020	3.74	\$222,717.00
Novitex Acquisition LLC	Tranche B-2 Term Loan (First Lien)	\$8,265,540.00	07-Jul-2020	3.76	\$31,078,430.40
PetSmart Inc	Tranche B-1 Loan	\$5,000.00	31-Oct-2016	0.07	\$350.00
PetSmart Inc	Tranche B-1 Loan	\$5,000.00	31-Jan-2017	0.33	\$1,650.00
PetSmart Inc	Tranche B-1 Loan	\$5,000.00	28-Apr-2017	0.56	\$2,800.00
PetSmart Inc	Tranche B-1 Loan	\$5,000.00	31-Jul-2017	0.82	\$4,100.00
PetSmart Inc	Tranche B-1 Loan	\$5,000.00	31-Oct-2017	1.07	\$5,350.00
PetSmart Inc	Tranche B-1 Loan	\$5,000.00	31-Jan-2018	1.33	\$6,650.00
PetSmart Inc	Tranche B-1 Loan	\$5,000.00	30-Apr-2018	1.57	\$7,850.00
PetSmart Inc	Tranche B-1 Loan	\$5,000.00	31-Jul-2018	1.82	\$9,100.00
PetSmart Inc	Tranche B-1 Loan	\$5,000.00	31-Oct-2018	2.07	\$10,350.00
PetSmart Inc	Tranche B-1 Loan	\$5,000.00	31-Jan-2019	2.33	\$11,650.00
PetSmart Inc	Tranche B-1 Loan	\$5,000.00	30-Apr-2019	2.57	\$12,850.00
PetSmart Inc	Tranche B-1 Loan	\$5,000.00	31-Jul-2019	2.82	\$14,100.00
PetSmart Inc	Tranche B-1 Loan	\$5,000.00	31-Oct-2019	3.07	\$15,350.00
PetSmart Inc	Tranche B-1 Loan	\$5,000.00	31-Jan-2020	3.33	\$16,650.00
PetSmart Inc	Tranche B-1 Loan	\$5,000.00	30-Apr-2020	3.57	\$17,850.00
PetSmart Inc	Tranche B-1 Loan	\$5,000.00	31-Jul-2020	3.82	\$19,100.00
PetSmart Inc	Tranche B-1 Loan	\$5,000.00	30-Oct-2020	4.07	\$20,350.00
PetSmart Inc	Tranche B-1 Loan	\$5,000.00	29-Jan-2021	4.32	\$21,600.00
PetSmart Inc	Tranche B-1 Loan	\$5,000.00	30-Apr-2021	4.57	\$22,850.00
PetSmart Inc	Tranche B-1 Loan	\$5,000.00	30-Jul-2021	4.82	\$24,100.00
PetSmart Inc	Tranche B-1 Loan	\$5,000.00	29-Oct-2021	5.07	\$25,350.00
PetSmart Inc	Tranche B-1 Loan	\$5,000.00	31-Jan-2022	5.33	\$26,650.00
PetSmart Inc	Tranche B-1 Loan	\$1,865,000.00	11-Mar-2022	5.44	\$10,145,600.00
PGX Holdings Inc	First Lien Term B Loan	\$23,750.00	30-Dec-2016	0.24	\$5,700.00
PGX Holdings Inc	First Lien Term B Loan	\$23,750.00	31-Mar-2017	0.49	\$11,637.50
PGX Holdings Inc	First Lien Term B Loan	\$23,750.00	30-Jun-2017	0.74	\$17,575.00
PGX Holdings Inc	First Lien Term B Loan	\$23,750.00	29-Sep-2017	0.99	\$23,512.50
PGX Holdings Inc	First Lien Term B Loan	\$23,750.00	29-Dec-2017	1.24	\$29,450.00
PGX Holdings Inc	First Lien Term B Loan	\$23,750.00	30-Mar-2018	1.48	\$35,150.00

Issuer	Facility	Amortization Amount	Amort Date	Years Difference	Product Of Amort Amount & Years Diff
PGX Holdings Inc	First Lien Term B Loan	\$23,750.00	29-Jun-2018	1.73	\$41,087.50
PGX Holdings Inc	First Lien Term B Loan	\$23,750.00	28-Sep-2018	1.98	\$47,025.00
PGX Holdings Inc	First Lien Term B Loan	\$23,750.00	31-Dec-2018	2.24	\$53,200.00
PGX Holdings Inc	First Lien Term B Loan	\$23,750.00	29-Mar-2019	2.48	\$58,900.00
PGX Holdings Inc	First Lien Term B Loan	\$23,750.00	28-Jun-2019	2.73	\$64,837.50
PGX Holdings Inc	First Lien Term B Loan	\$23,750.00	30-Sep-2019	2.99	\$71,012.50
PGX Holdings Inc	First Lien Term B Loan	\$23,750.00	31-Dec-2019	3.24	\$76,950.00
PGX Holdings Inc	First Lien Term B Loan	\$23,750.00	31-Mar-2020	3.49	\$82,887.50
PGX Holdings Inc	First Lien Term B Loan	\$23,750.00	30-Jun-2020	3.74	\$88,825.00
PGX Holdings Inc	First Lien Term B Loan	\$8,302,321.43	29-Sep-2020	3.99	\$33,126,262.50
Recorded Books Inc	First Lien Initial Term Loan	\$22,500.00	31-Dec-2016	0.24	\$5,400.00
Recorded Books Inc	First Lien Initial Term Loan	\$22,500.00	31-Mar-2017	0.49	\$11,025.00
Recorded Books Inc	First Lien Initial Term Loan	\$22,500.00	30-Jun-2017	0.74	\$16,650.00
Recorded Books Inc	First Lien Initial Term Loan	\$22,500.00	30-Sep-2017	0.99	\$22,275.00
Recorded Books Inc	First Lien Initial Term Loan	\$22,500.00	31-Dec-2017	1.24	\$27,900.00
Recorded Books Inc	First Lien Initial Term Loan	\$22,500.00	31-Mar-2018	1.49	\$33,525.00
Recorded Books Inc	First Lien Initial Term Loan	\$22,500.00	30-Jun-2018	1.74	\$39,150.00
Recorded Books Inc	First Lien Initial Term Loan	\$22,500.00	30-Sep-2018	1.99	\$44,775.00
Recorded Books Inc	First Lien Initial Term Loan	\$22,500.00	31-Dec-2018	2.24	\$50,400.00
Recorded Books Inc	First Lien Initial Term Loan	\$22,500.00	31-Mar-2019	2.49	\$56,025.00
Recorded Books Inc	First Lien Initial Term Loan	\$22,500.00	30-Jun-2019	2.74	\$61,650.00
Recorded Books Inc	First Lien Initial Term Loan	\$22,500.00	30-Sep-2019	2.99	\$67,275.00
Recorded Books Inc	First Lien Initial Term Loan	\$22,500.00	31-Dec-2019	3.24	\$72,900.00
Recorded Books Inc	First Lien Initial Term Loan	\$22,500.00	31-Mar-2020	3.49	\$78,525.00
Recorded Books Inc	First Lien Initial Term Loan	\$22,500.00	30-Jun-2020	3.74	\$84,150.00
Recorded Books Inc	First Lien Initial Term Loan	\$22,500.00	30-Sep-2020	3.99	\$89,775.00
Recorded Books Inc	First Lien Initial Term Loan	\$22,500.00	31-Dec-2020	4.24	\$95,400.00
Recorded Books Inc	First Lien Initial Term Loan	\$22,500.00	31-Mar-2021	4.49	\$101,025.00
Recorded Books Inc	First Lien Initial Term Loan	\$8,337,558.14	31-Jul-2021	4.82	\$40,187,030.23
Securus Technologies Holdings Inc	Second Lien Initial Term Loan	\$4,200,000.00	30-Apr-2021	4.57	\$19,194,000.00
SESAC Holdco II LLC	First Lien Term Loan	\$24,255.47	30-Dec-2016	0.24	\$5,821.31
SESAC Holdco II LLC	First Lien Term Loan	\$24,255.47	31-Mar-2017	0.49	\$11,885.18
SESAC Holdco II LLC	First Lien Term Loan	\$24,255.47	30-Jun-2017	0.74	\$17,949.05
SESAC Holdco II LLC	First Lien Term Loan	\$24,255.47	29-Sep-2017	0.99	\$24,012.92
SESAC Holdco II LLC	First Lien Term Loan	\$24,255.47	29-Dec-2017	1.24	\$30,076.79
SESAC Holdco II LLC	First Lien Term Loan	\$24,255.47	30-Mar-2018	1.48	\$35,898.10
SESAC Holdco II LLC	First Lien Term Loan	\$24,255.47	29-Jun-2018	1.73	\$41,961.97
SESAC Holdco II LLC	First Lien Term Loan	\$24,255.47	28-Sep-2018	1.98	\$48,025.84
SESAC Holdco II LLC	First Lien Term Loan	\$24,255.47	31-Dec-2018	2.24	\$54,332.26
SESAC Holdco II LLC	First Lien Term Loan	\$9,056,762.03	08-Feb-2019	2.35	\$21,283,390.78
SourceHOV LLC	First Lien Term B Loan	\$93,750.00	30-Dec-2016	0.24	\$22,500.00
SourceHOV LLC	First Lien Term B Loan	\$93,750.00	31-Mar-2017	0.49	\$45,937.50
SourceHOV LLC	First Lien Term B Loan	\$93,750.00	30-Jun-2017	0.74	\$69,375.00
SourceHOV LLC	First Lien Term B Loan	\$93,750.00	29-Sep-2017	0.99	\$92,812.50
SourceHOV LLC	First Lien Term B Loan	\$93,750.00	29-Dec-2017	1.24	\$116,250.00
SourceHOV LLC	First Lien Term B Loan	\$93,750.00	30-Mar-2018	1.48	\$138,750.00
SourceHOV LLC	First Lien Term B Loan	\$93,750.00	29-Jun-2018	1.73	\$162,187.50
SourceHOV LLC	First Lien Term B Loan	\$93,750.00	28-Sep-2018	1.98	\$185,625.00
SourceHOV LLC	First Lien Term B Loan	\$93,750.00	31-Dec-2018	2.24	\$210,000.00
SourceHOV LLC	First Lien Term B Loan	\$93,750.00	29-Mar-2019	2.48	\$232,500.00
SourceHOV LLC	First Lien Term B Loan	\$93,750.00	28-Jun-2019	2.73	\$255,937.50
SourceHOV LLC	First Lien Term B Loan	\$93,750.00	30-Sep-2019	2.99	\$280,312.50
SourceHOV LLC	First Lien Term B Loan	\$5,859,375.00	31-Oct-2019	3.07	\$17,988,281.25
SourceHOV LLC	Second Lien Term Loan	\$5,000,000.00	30-Apr-2020	3.57	\$17,850,000.00

Issuer	Facility	Amortization Amount	Amort Date	Years Difference	Product Of Amort Amount & Years Diff
Stratose Intermediate Holdings II LLC	Term Loan	\$12,500.00	30-Dec-2016	0.24	\$3,000.00
Stratose Intermediate Holdings II LLC	Term Loan	\$12,500.00	31-Mar-2017	0.49	\$6,125.00
Stratose Intermediate Holdings II LLC	Term Loan	\$12,500.00	30-Jun-2017	0.74	\$9,250.00
Stratose Intermediate Holdings II LLC	Term Loan	\$12,500.00	02-Sep-2017	0.91	\$11,375.00
Stratose Intermediate Holdings II LLC	Term Loan	\$12,500.00	02-Jan-2018	1.25	\$15,625.00
Stratose Intermediate Holdings II LLC	Term Loan	\$12,500.00	02-Apr-2018	1.49	\$18,625.00
Stratose Intermediate Holdings II LLC	Term Loan	\$12,500.00	02-Jul-2018	1.74	\$21,750.00
Stratose Intermediate Holdings II LLC	Term Loan	\$12,500.00	01-Oct-2018	1.99	\$24,875.00
Stratose Intermediate Holdings II LLC	Term Loan	\$12,500.00	31-Dec-2018	2.24	\$28,000.00
Stratose Intermediate Holdings II LLC	Term Loan	\$12,500.00	01-Apr-2019	2.49	\$31,125.00
Stratose Intermediate Holdings II LLC	Term Loan	\$12,500.00	01-Jul-2019	2.74	\$34,250.00
Stratose Intermediate Holdings II LLC	Term Loan	\$12,500.00	30-Sep-2019	2.99	\$37,375.00
Stratose Intermediate Holdings II LLC	Term Loan	\$12,500.00	31-Dec-2019	3.24	\$40,500.00
Stratose Intermediate Holdings II LLC	Term Loan	\$12,500.00	31-Mar-2020	3.49	\$43,625.00
Stratose Intermediate Holdings II LLC	Term Loan	\$12,500.00	30-Jun-2020	3.74	\$46,750.00
Stratose Intermediate Holdings II LLC	Term Loan	\$12,500.00	30-Sep-2020	3.99	\$49,875.00
Stratose Intermediate Holdings II LLC	Term Loan	\$12,500.00	31-Dec-2020	4.24	\$53,000.00
Stratose Intermediate Holdings II LLC	Term Loan	\$12,500.00	31-Mar-2021	4.49	\$56,125.00
Stratose Intermediate Holdings II LLC	Term Loan	\$12,500.00	30-Jun-2021	4.74	\$59,250.00
Stratose Intermediate Holdings II LLC	Term Loan	\$12,500.00	30-Sep-2021	4.99	\$62,375.00
Stratose Intermediate Holdings II LLC	Term Loan	\$12,500.00	31-Dec-2021	5.24	\$65,500.00
Stratose Intermediate Holdings II LLC	Term Loan	\$4,700,000.05	26-Jan-2022	5.32	\$25,004,000.25
Stratus Technologies Inc	Initial Term Loan	\$137,500.00	30-Dec-2016	0.24	\$33,000.00
Stratus Technologies Inc	Initial Term Loan	\$137,500.00	31-Mar-2017	0.49	\$67,375.00
Stratus Technologies Inc	Initial Term Loan	\$137,500.00	30-Jun-2017	0.74	\$101,750.00
Stratus Technologies Inc	Initial Term Loan	\$137,500.00	29-Sep-2017	0.99	\$136,125.00
Stratus Technologies Inc	Initial Term Loan	\$137,500.00	29-Dec-2017	1.24	\$170,500.00
Stratus Technologies Inc	Initial Term Loan	\$137,500.00	30-Mar-2018	1.48	\$203,500.00
Stratus Technologies Inc	Initial Term Loan	\$137,500.00	29-Jun-2018	1.73	\$237,875.00
Stratus Technologies Inc	Initial Term Loan	\$137,500.00	28-Sep-2018	1.98	\$272,250.00
Stratus Technologies Inc	Initial Term Loan	\$137,500.00	31-Dec-2018	2.24	\$308,000.00
Stratus Technologies Inc	Initial Term Loan	\$137,500.00	29-Mar-2019	2.48	\$341,000.00
Stratus Technologies Inc	Initial Term Loan	\$137,500.00	28-Jun-2019	2.73	\$375,375.00
Stratus Technologies Inc	Initial Term Loan	\$137,500.00	30-Sep-2019	2.99	\$411,125.00
Stratus Technologies Inc	Initial Term Loan	\$137,500.00	31-Dec-2019	3.24	\$445,500.00
Stratus Technologies Inc	Initial Term Loan	\$137,500.00	31-Mar-2020	3.49	\$479,875.00
Stratus Technologies Inc	Initial Term Loan	\$137,500.00	30-Jun-2020	3.74	\$514,250.00
Stratus Technologies Inc	Initial Term Loan	\$137,500.00	30-Sep-2020	3.99	\$548,625.00
Stratus Technologies Inc	Initial Term Loan	\$137,500.00	31-Dec-2020	4.24	\$583,000.00
Stratus Technologies Inc	Initial Term Loan	\$137,500.00	31-Mar-2021	4.49	\$617,375.00
Stratus Technologies Inc	Initial Term Loan	\$5,637,500.00	28-Apr-2021	4.57	\$25,763,375.00
Total Merchant Services Inc	Term Loan	\$23,750.00	30-Dec-2016	0.24	\$5,700.00
Total Merchant Services Inc	Term Loan	\$23,750.00	31-Mar-2017	0.49	\$11,637.50
Total Merchant Services Inc	Term Loan	\$23,750.00	30-Jun-2017	0.74	\$17,575.00
Total Merchant Services Inc	Term Loan	\$23,750.00	29-Sep-2017	0.99	\$23,512.50
Total Merchant Services Inc	Term Loan	\$23,750.00	29-Dec-2017	1.24	\$29,450.00
Total Merchant Services Inc	Term Loan	\$23,750.00	30-Mar-2018	1.48	\$35,150.00
Total Merchant Services Inc	Term Loan	\$23,750.00	29-Jun-2018	1.73	\$41,087.50
Total Merchant Services Inc	Term Loan	\$23,750.00	28-Sep-2018	1.98	\$47,025.00
Total Merchant Services Inc	Term Loan	\$23,750.00	31-Dec-2018	2.24	\$53,200.00
Total Merchant Services Inc	Term Loan	\$23,750.00	29-Mar-2019	2.48	\$58,900.00
Total Merchant Services Inc	Term Loan	\$23,750.00	28-Jun-2019	2.73	\$64,837.50
Total Merchant Services Inc	Term Loan	\$23,750.00	30-Sep-2019	2.99	\$71,012.50
Total Merchant Services Inc	Term Loan	\$23,750.00	31-Dec-2019	3.24	\$76,950.00

Issuer	Facility	Amortization Amount	Amort Date	Years Difference	Product Of Amort Amount & Years Diff
Total Merchant Services Inc	Term Loan	\$23,750.00	31-Mar-2020	3.49	\$82,887.50
Total Merchant Services Inc	Term Loan	\$23,750.00	30-Jun-2020	3.74	\$88,825.00
Total Merchant Services Inc	Term Loan	\$23,750.00	30-Sep-2020	3.99	\$94,762.50
Total Merchant Services Inc	Term Loan	\$8,953,750.00	04-Dec-2020	4.17	\$37,337,137.50
Travel Leaders Group LLC	Tranche B Term Loan	\$131,267.61	30-Dec-2016	0.24	\$31,504.23
Travel Leaders Group LLC	Tranche B Term Loan	\$131,267.61	31-Mar-2017	0.49	\$64,321.13
Travel Leaders Group LLC	Tranche B Term Loan	\$131,267.61	30-Jun-2017	0.74	\$97,138.03
Travel Leaders Group LLC	Tranche B Term Loan	\$131,267.61	29-Sep-2017	0.99	\$129,954.93
Travel Leaders Group LLC	Tranche B Term Loan	\$131,267.61	29-Dec-2017	1.24	\$162,771.83
Travel Leaders Group LLC	Tranche B Term Loan	\$131,267.61	30-Mar-2018	1.48	\$194,276.06
Travel Leaders Group LLC	Tranche B Term Loan	\$131,267.61	29-Jun-2018	1.73	\$227,092.96
Travel Leaders Group LLC	Tranche B Term Loan	\$131,267.61	28-Sep-2018	1.98	\$259,909.86
Travel Leaders Group LLC	Tranche B Term Loan	\$131,267.61	31-Dec-2018	2.24	\$294,039.44
Travel Leaders Group LLC	Tranche B Term Loan	\$131,267.61	29-Mar-2019	2.48	\$325,543.66
Travel Leaders Group LLC	Tranche B Term Loan	\$131,267.61	28-Jun-2019	2.73	\$358,360.56
Travel Leaders Group LLC	Tranche B Term Loan	\$131,267.61	30-Sep-2019	2.99	\$392,490.14
Travel Leaders Group LLC	Tranche B Term Loan	\$131,267.61	31-Dec-2019	3.24	\$425,307.04
Travel Leaders Group LLC	Tranche B Term Loan	\$131,267.61	31-Mar-2020	3.49	\$458,123.94
Travel Leaders Group LLC	Tranche B Term Loan	\$131,267.61	30-Jun-2020	3.74	\$490,940.84
Travel Leaders Group LLC	Tranche B Term Loan	\$131,267.61	30-Sep-2020	3.99	\$523,757.75
Travel Leaders Group LLC	Tranche B Term Loan	\$6,957,183.10	07-Dec-2020	4.18	\$29,081,025.36
UniTek Global Services Inc	Common Stock				
UniTek Global Services Inc	Holdco Subordinated Note Non-PIK	\$142,822.31	14-Jan-2019	2.28	\$325,634.87
UniTek Global Services Inc	Second Out Tranche Advance	\$726,389.86	14-Jan-2019	2.28	\$1,656,168.88
UniTek Global Services Inc	Series A Preferred Stock				
US TelePacific Corp	Term Loan Advance	\$23,901.52	31-Dec-2016	0.24	\$5,736.36
US TelePacific Corp	Term Loan Advance	\$23,901.52	31-Mar-2017	0.49	\$11,711.74
US TelePacific Corp	Term Loan Advance	\$23,901.52	30-Jun-2017	0.74	\$17,687.12
US TelePacific Corp	Term Loan Advance	\$23,901.52	30-Sep-2017	0.99	\$23,662.50
US TelePacific Corp	Term Loan Advance	\$23,901.52	31-Dec-2017	1.24	\$29,637.88
US TelePacific Corp	Term Loan Advance	\$23,901.52	31-Mar-2018	1.49	\$35,613.26
US TelePacific Corp	Term Loan Advance	\$23,901.52	30-Jun-2018	1.74	\$41,588.64
US TelePacific Corp	Term Loan Advance	\$23,901.52	30-Sep-2018	1.99	\$47,564.02
US TelePacific Corp	Term Loan Advance	\$23,901.52	31-Dec-2018	2.24	\$53,539.39
US TelePacific Corp	Term Loan Advance	\$23,901.52	31-Mar-2019	2.49	\$59,514.77
US TelePacific Corp	Term Loan Advance	\$23,901.52	30-Jun-2019	2.74	\$65,490.15
US TelePacific Corp	Term Loan Advance	\$23,901.52	30-Sep-2019	2.99	\$71,465.53
US TelePacific Corp	Term Loan Advance	\$23,901.52	31-Dec-2019	3.24	\$77,440.91
US TelePacific Corp	Term Loan Advance	\$23,901.52	31-Mar-2020	3.49	\$83,416.29
US TelePacific Corp	Term Loan Advance	\$23,901.52	30-Jun-2020	3.74	\$89,391.67
US TelePacific Corp	Term Loan Advance	\$23,901.52	30-Sep-2020	3.99	\$95,367.05
US TelePacific Corp	Term Loan Advance	\$8,990,538.36	25-Nov-2020	4.15	\$37,310,734.19
	Grand Total	\$262,618,466.40			\$1,084,667,481.93

Interest Coverage Detail

Reinvestment Rate: 0.0100%
 Collection Period Start Date: 03-Aug-2016
 Collection Period End Date: 02-Nov-2016

Maturity	Interest Collected	Calc. Method	PAR	Contract	Current Interest Rate	Payment Date	No. of Days in Period	Scheduled Distribution	No. of Days Reinvested	Reinvestment Interest
American Teleconferencing Services Ltd - Term Loan										
08-Dec-2021	\$178,368.06									
AmeriLife Group LLC - First Lien Initial Term Loan										
08-Jul-2022	\$121,677.19									
Amneal Pharmaceuticals LLC - Term Loan B										
01-Nov-2019	\$28,352.48									
Aricent Technologies - First Lien Initial Term Loan										
14-Apr-2021	\$40,849.40									
14-Apr-2021		ACT/360	\$2,073,166.85	66	5.5000%	14-Oct-2016	92	\$29,139.51	19	\$0.15
14-Apr-2021		ACT/360	\$358,962.11	67	5.5000%	14-Oct-2016	92	\$5,045.41	19	\$0.03
14-Apr-2021		ACT/360	\$2,081,307.00	71	5.5000%	14-Oct-2016	92	\$29,253.93	19	\$0.15
14-Apr-2021		ACT/360	\$4,284,287.76	73	5.5000%	14-Oct-2016	30	\$19,636.32	19	\$0.10
Aricent Technologies - Second Lien Initial Term Loan										
14-Apr-2022		ACT/360	\$3,500,000.00	23	9.5000%	14-Oct-2016	92	\$84,972.22	19	\$0.45
Birch Communications Inc - Term Loan										
17-Jul-2020		ACT/360	\$10,914,544.09	11	7.7500%	11-Oct-2016	95	\$224,547.83	22	\$1.37
BMC Software Finance Inc - Initial US Term Loan										
10-Sep-2020	\$60,073.30									
Capstone Logistics Acquisition Inc - First Lien Term Loan										
07-Oct-2021	\$103,255.24									
07-Oct-2021		ACT/360	\$10,727,816.75	23	5.5000%	26-Oct-2016	30	\$49,169.16	7	\$0.10
ConvergeOne Holdings Corporation - First Lien Initial Term Loan										
17-Jun-2020	\$148,106.34									
17-Jun-2020		ACT/360	\$9,634,468.83	11	6.0000%	31-Oct-2016	31	\$49,778.09	2	\$0.03
ConvergeOne Holdings Corporation - Second Lien Initial Term Loan										
17-Jun-2021	\$69,000.00									
17-Jun-2021		ACT/360	\$3,000,000.00	8	9.0000%	31-Oct-2016	31	\$23,250.00	2	\$0.01
CRCI Holdings Inc - Delayed Draw Term Loan										
10-Jul-2019	\$9,716.78									
CRCI Holdings Inc - Dollar Term Loan										
10-Jul-2019	\$33,128.27									
CRCI Holdings Inc - New Term Loan										
10-Jul-2019	\$12,049.96									
CT Technologies Intermediate Holdings Inc - Initial Term Loan										
01-Dec-2021	\$12,733.88									
01-Dec-2021		ACT/360	\$1,382,500.00	16	5.2500%	31-Oct-2016	31	\$6,250.05	2	\$0.00
First American Payment Systems - First Lien Term Loan										
12-Oct-2018	\$30,055.71									
12-Oct-2018		ACT/360	\$2,859,078.49	53	5.7500%	05-Oct-2016	29	\$13,243.09	28	\$0.10
12-Oct-2018		ACT/360	\$176,000.00	54	5.7500%	05-Oct-2016	29	\$815.22	28	\$0.01
First American Payment Systems - Second Lien Term Loan										
12-Apr-2019	\$96,643.18									
12-Apr-2019		ACT/360	\$5,220,036.71	25	10.7500%	05-Oct-2016	29	\$45,204.07	28	\$0.35

Maturity	Interest Collected	Calc. Method	PAR	Contract	Current Interest Rate	Payment Date	No. of Days in Period	Scheduled Distribution	No. of Days Reinvested	Reinvestment Interest
Global Healthcare Exchange LLC - Senior Secured Initial Term Loan										
15-Aug-2022	\$119,845.88									
Global Tel Link Corp - First Lien Term Loan										
25-May-2020	\$25,483.84									
Global Tel Link Corp - Second Lien Term Loan										
23-Nov-2020	\$57,500.00									
GlobalLogic Holdings Inc - Term Loan										
31-May-2019	\$147,942.71									
Help Systems Holdings Inc - First Lien Initial Term Loan										
08-Oct-2021	\$143,031.25									
iEnergizer Limited - Term Loan										
01-May-2019	\$64,631.16									
01-May-2019		ACT/360	\$4,894,081.36	33	7.2500%	31-Oct-2016	31	\$30,554.02	2	\$0.02
Imagine! Print Solutions LLC - Initial Term Loan										
30-Mar-2022	\$71,376.67									
Integra Telecom Holdings Inc - Second Lien Initial Loan										
21-Feb-2020	\$115,410.19									
Integra Telecom Holdings Inc - Term B-1 Loan										
14-Aug-2020	\$30,563.68									
14-Aug-2020		ACT/360	\$2,435,102.04	17	5.2500%	31-Oct-2016	94	\$33,381.19	2	\$0.02
Jackson Hewitt Inc - Initial Term Loan										
30-Jul-2020		ACT/360	\$9,310,000.00	5	8.0000%	31-Oct-2016	94	\$194,475.56	2	\$0.11
Merrill Communications LLC - Initial Term Loan										
01-Jun-2022		ACT/360	\$10,881,932.06	7	6.2500%	31-Oct-2016	94	\$177,587.09	2	\$0.10
NAB Holdings LLC - Term Loan										
21-May-2021	\$113,013.62									
Novetta Solutions LLC - First Lien Initial Term Loan										
17-Oct-2022	\$86,963.00									
Novitex Acquisition LLC - Tranche B-2 Term Loan (First Lien)										
07-Jul-2020	\$189,320.37									
PetSmart Inc - Tranche B-1 Loan										
11-Mar-2022	\$21,450.69									
PGX Holdings Inc - First Lien Term B Loan										
29-Sep-2020	\$89,533.52									
29-Sep-2020		ACT/360	\$8,658,571.43	16	5.9900%	31-Oct-2016	31	\$44,661.39	2	\$0.02
Recorded Books Inc - First Lien Initial Term Loan										
30-Jul-2021	\$124,553.58									
Securus Technologies Holdings Inc - Second Lien Initial Term Loan										
30-Apr-2021	\$96,600.00									
SESAC Holdco II LLC - First Lien Term Loan										
08-Feb-2019	\$123,445.06									
SourceHOV LLC - First Lien Term B Loan										
31-Oct-2019	\$95,997.07									
31-Oct-2019		ACT/360	\$6,984,375.00	24	7.7500%	31-Oct-2016	31	\$46,611.00	2	\$0.03
SourceHOV LLC - Second Lien Term Loan										
30-Apr-2020	\$100,625.00									
30-Apr-2020		ACT/360	\$5,000,000.00	24	11.5000%	31-Oct-2016	31	\$49,513.89	2	\$0.03
Stratose Intermediate Holdings II LLC - Term Loan										
26-Jan-2022	\$76,283.33									
Stratus Technologies Inc - Initial Term Loan										
28-Apr-2021	\$86,625.00									
28-Apr-2021		ACT/360	\$8,112,500.00	27	6.0000%	31-Oct-2016	31	\$41,914.58	2	\$0.02

Maturity	Interest Collected	Calc. Method	PAR	Contract	Current Interest Rate	Payment Date	No. of Days in Period	Scheduled Distribution	No. of Days Reinvested	Reinvestment Interest
Topps Company (The) - Term Loan										
02-Oct-2020	\$106,049.61									
Total Merchant Services Inc - Term Loan										
07-Dec-2020	\$155,438.47									
Travel Leaders Group LLC - Tranche B Term Loan										
07-Dec-2020	\$164,376.21									
UniTek Global Services Inc - Holdco Subordinated Note Non-PIK										
15-Jul-2019	\$5,355.83									
UniTek Global Services Inc - Holdco Subordinated Note PIK										
15-Jul-2019	\$1,321.02									
UniTek Global Services Inc - Second Out Tranche Advance										
14-Jan-2019	\$15,778.80									
US TelePacific Corp - Term Loan Advance										
25-Nov-2020	\$250.97									
25-Nov-2020		ACT/360	\$9,372,962.60	10	6.0000%	31-Oct-2016	94	\$146,843.08	2	\$0.08
Grand Total	\$3,372,776.30							\$1,345,846.71		\$3.29

Concentration Limitation: (i) Senior Secured Loans, Second Lien Loans, Cash and Eligible Investments

Report Summary	Collateral Principal Amount for Conc. Limits	Report Total	% of CPAD	Requirement	
	\$284,116,866.30	\$283,974,044.30	99.9%	>= 90.0%	PASS

Description	Security ID	Asset Type	Security Level	Principal Balance
American Teleconferencing Services Ltd - Term Loan	PREMRGLBSV_TL	Loan	Senior Secured	\$9,261,904.76
AmeriLife Group LLC - First Lien Initial Term Loan	AMERILIFE_FL	Loan	Senior Secured	\$9,381,250.00
Amneal Pharmaceuticals LLC - Term Loan B	AMNEALPHAR_TL	Loan	Senior Secured	\$2,458,580.88
Aricent Technologies - First Lien Initial Term Loan	ARCNTTCHNL_TL	Loan	Senior Secured	\$8,797,723.72
Aricent Technologies - Second Lien Initial Term Loan	ARCNTTCHN_STL	Loan	Second Lien	\$3,500,000.00
Birch Communications Inc - Term Loan	BIRCHCOMM_TL	Loan	Senior Secured	\$10,914,544.09
BMC Software Finance Inc - Initial US Term Loan	BMCSFTWRE_TL	Loan	Senior Secured	\$4,688,888.89
Capstone Logistics Acquisition Inc - First Lien Term Loan	CAPSTONEL_TLB	Loan	Senior Secured	\$10,727,816.75
ConvergeOne Holdings Corporation - First Lien Initial Term Loan	CONVRG1HLD_FL	Loan	Senior Secured	\$9,634,468.83
ConvergeOne Holdings Corporation - Second Lien Initial Term Loan	CONVRG1_SLITL	Loan	Second Lien	\$3,000,000.00
CT Technologies Intermediate Holdings Inc - Initial Term Loan	CTTHNINTHL_TL	Loan	Senior Secured	\$1,382,500.00
Edmentum Inc - First Lien Term Loan Non-PIK	EDMNTM_FLTLNP	Loan	Senior Secured	\$780,819.64
Edmentum Inc - First Lien Term Loan PIK	EDMENTUM_FLPK	Loan	Senior Secured	\$18,319.40
Eligible Principal Investments	Eligible Principal Investments	Eligible Principal Investments	Senior Secured	\$20,699,261.23
First American Payment Systems - First Lien Term Loan	1STAMRPYMT_FL	Loan	Senior Secured	\$3,035,078.49
First American Payment Systems - Second Lien Term Loan	1STAMRPYMT_SL	Loan	Second Lien	\$5,220,036.71
Global Healthcare Exchange LLC - Senior Secured Initial Term Loan	GLBLHLTH_SSIT	Loan	Senior Secured	\$8,910,280.97
Global Tel Link Corp - First Lien Term Loan	GLBLTELLNK_FL	Loan	Senior Secured	\$1,988,775.36
Global Tel Link Corp - Second Lien Term Loan	GLBLTELLNK_SL	Loan	Second Lien	\$2,500,000.00
GlobalLogic Holdings Inc - Term Loan	GLOBALLOGC_TL	Loan	Senior Secured	\$9,238,750.00
Help Systems Holdings Inc - First Lien Initial Term Loan	HELPSYSTEM_FLT	Loan	Senior Secured	\$8,932,500.00
iEnergizer Limited - Term Loan	IENERGZRLD_TL	Loan	Senior Secured	\$4,894,081.36
Imagine! Print Solutions LLC - Initial Term Loan	IMAGINE_INITL	Loan	Senior Secured	\$3,980,000.00
Integra Telecom Holdings Inc - Second Lien Initial Loan	INTGRATLCM_SL	Loan	Second Lien	\$4,631,847.16
Integra Telecom Holdings Inc - Term B-1 Loan	INTEGRTEL_TB1	Loan	Senior Secured	\$4,701,208.00
Jackson Hewitt Inc - Initial Term Loan	JCKSNHEWI_ITL	Loan	Senior Secured	\$9,310,000.00
Merrill Communications LLC - Initial Term Loan	MERILCOMN_NTL	Loan	Senior Secured	\$10,881,932.06
NAB Holdings LLC - Term Loan	NABHLLC_FLTL	Loan	Senior Secured	\$9,286,302.90
Novetta Solutions LLC - First Lien Initial Term Loan	NVSLTNLLC_FTL	Loan	Senior Secured	\$5,657,250.00
Novitex Acquisition LLC - Tranche B-2 Term Loan (First Lien)	NOVITEXIN_TB2	Loan	Senior Secured	\$9,158,790.00
PetSmart Inc - Tranche B-1 Loan	PETSMAINC_TLB	Loan	Senior Secured	\$1,975,000.00
PGX Holdings Inc - First Lien Term B Loan	PGXHLDNG_FL	Loan	Senior Secured	\$8,658,571.43
Recorded Books Inc - First Lien Initial Term Loan	RECRDBKS_FLIT	Loan	Senior Secured	\$8,742,558.14
Securus Technologies Holdings Inc - Second Lien Initial Term Loan	SECURUSTCH_SL	Loan	Second Lien	\$4,200,000.00
SESAC Holdco II LLC - First Lien Term Loan	SESACHLDCO_FL	Loan	Senior Secured	\$9,275,061.30
SourceHOV LLC - First Lien Term B Loan	SOURCEHOV_TL	Loan	Senior Secured	\$6,984,375.00
SourceHOV LLC - Second Lien Term Loan	SRCEHOVLLC_SL	Loan	Second Lien	\$5,000,000.00
Stratose Intermediate Holdings II LLC - Term Loan	STRATOSE_FTL	Loan	Senior Secured	\$4,962,500.05
Stratus Technologies Inc - Initial Term Loan	STRATSTCH_ITL	Loan	Senior Secured	\$8,112,500.00
Total Merchant Services Inc - Term Loan	TOTALMERCE_TL	Loan	Senior Secured	\$9,333,750.00
Travel Leaders Group LLC - Tranche B Term Loan	TRLEGRL_FLTB	Loan	Senior Secured	\$9,057,464.79
UniTek Global Services Inc - Second Out Tranche Advance	UNTKGLBL_SOTA	Loan	Second Lien	\$726,389.80

Description	Security ID	Asset Type	Security Level	Principal Balance
US TelePacific Corp - Term Loan Advance	USTELPCFC_TLB	Loan	Senior Secured	\$9,372,962.60
Grand Total				\$283,974,044.30

Concentration Limitation: (ii) Second Lien Loans

Report Summary	Collateral Principal Amount for Conc. Limits	Report Total	% of CPAD	Requirement	PASS
	\$284,116,866.30	\$28,778,273.67	10.1%	<= 15.0%	

Security	Security ID	Asset Type	Security Level	Principal Balance
Aricent Technologies - Second Lien Initial Term Loan	ARCNTTCHN_STL	Loan	Second Lien	\$3,500,000.00
ConvergeOne Holdings Corporation - Second Lien Initial Term Loan	CONVRG1_SLITL	Loan	Second Lien	\$3,000,000.00
First American Payment Systems - Second Lien Term Loan	1STAMRPYMT_SL	Loan	Second Lien	\$5,220,036.71
Global Tel Link Corp - Second Lien Term Loan	GLBLTELLNK_SL	Loan	Second Lien	\$2,500,000.00
Integra Telecom Holdings Inc - Second Lien Initial Loan	INTGRATLCM_SL	Loan	Second Lien	\$4,631,847.16
Securus Technologies Holdings Inc - Second Lien Initial Term Loan	SECURUSTCH_SL	Loan	Second Lien	\$4,200,000.00
SourceHOV LLC - Second Lien Term Loan	SRCEHOVLLC_SL	Loan	Second Lien	\$5,000,000.00
UniTek Global Services Inc - Second Out Tranche Advance	UNTKGLBL_SOTA	Loan	Second Lien	\$726,389.80
Grand Total				\$28,778,273.67

Concentration Limitation: (iii) Bonds

Report Summary

Collateral Principal Amount for Conc. Limits	Report Total	% of CPAD	Requirement	
\$284,116,866.30	\$0.00	0.0%	<= 10.0%	PASS

No records matched the report criteria or there is no data available.

Concentration Limitation: (iv) Seventh highest Obligor

Report Summary

Collateral Principal Amount for Conc. Limits	Report Total	% of CPAD	Requirement	
\$284,116,866.30	\$9,381,250.00	3.3%	<= 3.0%	FAIL

Affiliated Issuer

AmeriLife Group LLC

Principal Balance

\$9,381,250.00

Grand Total **\$9,381,250.00**

Concentration Limitation: (iv) Fourth highest Obligor

Report Summary

Collateral Principal Amount for Conc. Limits	Report Total	% of CPAD	Requirement	FAIL
\$284,116,866.30	\$10,914,544.09	3.8%	<= 3.5%	

Affiliated Issuer

Birch Communications Inc

Principal Balance

\$10,914,544.09

Grand Total **\$10,914,544.09**

Concentration Limitation: (iv) Highest Obligor

Report Summary

**Collateral Principal
Amount for Conc. Limits**

\$284,116,866.30

Report Total

\$12,634,468.83

% of CPAD

4.4%

Requirement

<= 4.0%

FAIL

Affiliated Issuer

ConvergeOne Holdings Corporation

Principal Balance

\$12,634,468.83

Grand Total \$12,634,468.83

Concentration Limitation: (iv) Top Ten Obligor and Obligor Ratings at purchase

Top 10 Obligors	\$106,861,878.20
Collateral Principal Amount	\$284,116,866.30
Percent of Collateral Principal Amount:	37.6119%
Highest Obligor with Moody's DP Rating < B3 and S&P Rating < B- at purchase	\$11,984,375.00
Percent of Collateral Principal Amount:	4.2181%
Max threshold if Top Obligor > 33%	3.0%
Result:	FAIL

Security	Security ID	Principal Balance	Moody's DP Rating at Purchase	S&P Rating at Purchase	% Of CPA
American Teleconferencing Services Ltd					
American Teleconferencing Services Ltd - Term Loan	PREMRGLBSV_TL	\$9,261,904.76	B2	B	3.2599%
	American Teleconferencing Services Ltd Subtotal	\$9,261,904.76			3.2599%
AmeriLife Group LLC					
AmeriLife Group LLC - First Lien Initial Term Loan	AMERILIFE_FL	\$9,381,250.00	B3	B	3.3019%
	AmeriLife Group LLC Subtotal	\$9,381,250.00			3.3019%
Amneal Pharmaceuticals LLC					
Amneal Pharmaceuticals LLC - Term Loan B	AMNEALPHAR_TL	\$2,458,580.88			0.8653%
	Amneal Pharmaceuticals LLC Subtotal	\$2,458,580.88			0.8653%
Aricent Technologies					
Aricent Technologies - First Lien Initial Term Loan	ARCNTTCHNL_TL	\$8,797,723.72	B3	B-	3.0965%
Aricent Technologies - Second Lien Initial Term Loan	ARCNTTCHN_STL	\$3,500,000.00	Caa2	B-	1.2319%
	Aricent Technologies Subtotal	\$12,297,723.72			4.3284%
Birch Communications Inc					
Birch Communications Inc - Term Loan	BIRCHCOMM_TL	\$10,914,544.09	B3	B-	3.8416%
	Birch Communications Inc Subtotal	\$10,914,544.09			3.8416%
BMC Software Finance Inc					
BMC Software Finance Inc - Initial US Term Loan	BMCSFTWRE_TL	\$4,688,888.89	B3	B	1.6503%
	BMC Software Finance Inc Subtotal	\$4,688,888.89			1.6503%
Capstone Logistics Acquisition Inc					
Capstone Logistics Acquisition Inc - First Lien Term Loan	CAPSTONEL_TLB	\$10,727,816.75	B3	B-	3.7758%
	Capstone Logistics Acquisition Inc Subtotal	\$10,727,816.75			3.7758%
ConvergeOne Holdings Corporation					
ConvergeOne Holdings Corporation - First Lien Initial Term Loan	CONVRG1HLD_FL	\$9,634,468.83	B3	B	3.3910%
ConvergeOne Holdings Corporation - Second Lien Initial Term Loan	CONVRG1_SLITL	\$3,000,000.00	Caa2	B	1.0559%
	ConvergeOne Holdings Corporation Subtotal	\$12,634,468.83			4.4469%

Security	Security ID	Principal Balance	Moody's DP Rating at Purchase	S&P Rating at Purchase	% Of CPA
CT Technologies Intermediate Holdings Inc					
CT Technologies Intermediate Holdings Inc - Initial Term Loan	CTTHNINTL_TL	\$1,382,500.00	B2	B	0.4866%
CT Technologies Intermediate Holdings Inc Subtotal		\$1,382,500.00			0.4866%
Edmentum Inc					
Edmentum Inc - First Lien Term Loan Non-PIK	EDMNTM_FLTLNP	\$780,819.64			0.2748%
Edmentum Inc - First Lien Term Loan PIK	EDMENTUM_FLPK	\$18,319.40	Ca	CCC-	0.0064%
Edmentum Inc Subtotal		\$799,139.05			0.2813%
First American Payment Systems					
First American Payment Systems - First Lien Term Loan	1STAMRPYMT_FL	\$3,035,078.49	B2	B	1.0683%
First American Payment Systems - Second Lien Term Loan	1STAMRPYMT_SL	\$5,220,036.71	Caa1	B	1.8373%
First American Payment Systems Subtotal		\$8,255,115.20			2.9055%
Global Healthcare Exchange LLC					
Global Healthcare Exchange LLC - Senior Secured Initial Term Loan	GLBLHLTH_SSIT	\$8,910,280.97	B2	B	3.1361%
Global Healthcare Exchange LLC Subtotal		\$8,910,280.97			3.1361%
Global Tel Link Corp					
Global Tel Link Corp - First Lien Term Loan	GLBLTELLNK_FL	\$1,988,775.36	B3	B	0.7000%
Global Tel Link Corp - Second Lien Term Loan	GLBLTELLNK_SL	\$2,500,000.00	Caa2	B	0.8799%
Global Tel Link Corp Subtotal		\$4,488,775.36			1.5799%
GlobalLogic Holdings Inc					
GlobalLogic Holdings Inc - Term Loan	GLOBALLOGC_TL	\$9,238,750.00	B3	B	3.2517%
GlobalLogic Holdings Inc Subtotal		\$9,238,750.00			3.2517%
Help Systems Holdings Inc					
Help Systems Holdings Inc - First Lien Initial Term Loan	HELPSYSTM_FLT	\$8,932,500.00	B3	B	3.1440%
Help Systems Holdings Inc Subtotal		\$8,932,500.00			3.1440%
iEnergizer Limited					
iEnergizer Limited - Term Loan	IENERGZRLD_TL	\$4,894,081.36	Caa1	B	1.7226%
iEnergizer Limited Subtotal		\$4,894,081.36			1.7226%
Imagine! Print Solutions LLC					
Imagine! Print Solutions LLC - Initial Term Loan	IMAGINE_INITL	\$3,980,000.00	B2	B	1.4008%
Imagine! Print Solutions LLC Subtotal		\$3,980,000.00			1.4008%
Integra Telecom Holdings Inc					
Integra Telecom Holdings Inc - Second Lien Initial Loan	INTGRATLCM_SL	\$4,631,847.16	Caa2	B+	1.6303%
Integra Telecom Holdings Inc - Term B-1 Loan	INTEGRTEL_TB1	\$4,701,208.00	B3	B+	1.6547%
Integra Telecom Holdings Inc Subtotal		\$9,333,055.16			3.2849%
Jackson Hewitt Inc					
Jackson Hewitt Inc - Initial Term Loan	JCKSNHEWI_ITL	\$9,310,000.00	B2	B	3.2768%
Jackson Hewitt Inc Subtotal		\$9,310,000.00			3.2768%
Merrill Communications LLC					
Merrill Communications LLC - Initial Term Loan	MERILCOMN_NTL	\$10,881,932.06	B2	B+	3.8301%

	Merrill Communications LLC Subtotal	\$10,881,932.06			3.8301%
NAB Holdings LLC					
NAB Holdings LLC - Term Loan	NABHLLC_FLTL	\$9,286,302.90	B1	B	3.2685%
	NAB Holdings LLC Subtotal	\$9,286,302.90			3.2685%
Novetta Solutions LLC					
Novetta Solutions LLC - First Lien Initial Term Loan	NVSLTNLLC_FTL	\$5,657,250.00	Caa1	B-	1.9912%
	Novetta Solutions LLC Subtotal	\$5,657,250.00			1.9912%
Novitex Acquisition LLC					
Novitex Acquisition LLC - Tranche B-2 Term Loan (First Lien)	NOVITEXIN_TB2	\$9,158,790.00	B3	B	3.2236%
	Novitex Acquisition LLC Subtotal	\$9,158,790.00			3.2236%
PetSmart Inc					
PetSmart Inc - Tranche B-1 Loan	PETSMAINC_TLB	\$1,975,000.00	B1	B+	0.6951%
	PetSmart Inc Subtotal	\$1,975,000.00			0.6951%
PGX Holdings Inc					
PGX Holdings Inc - First Lien Term B Loan	PGXHLDNG_FL	\$8,658,571.43	B2	B	3.0475%
	PGX Holdings Inc Subtotal	\$8,658,571.43			3.0475%
Recorded Books Inc					
Recorded Books Inc - First Lien Initial Term Loan	RECRDBKS_FLIT	\$8,742,558.14	***	***	3.0771%
	Recorded Books Inc Subtotal	\$8,742,558.14			3.0771%
Securus Technologies Holdings Inc					
Securus Technologies Holdings Inc - Second Lien Initial Term Loan	SECURUSTCH_SL	\$4,200,000.00	Caa2	B	1.4783%
	Securus Technologies Holdings Inc Subtotal	\$4,200,000.00			1.4783%
SESAC Holdco II LLC					
SESAC Holdco II LLC - First Lien Term Loan	SESACHLDCO_FL	\$9,275,061.30	B3	B	3.2645%
	SESAC Holdco II LLC Subtotal	\$9,275,061.30			3.2645%
SourceHOV LLC					
SourceHOV LLC - First Lien Term B Loan	SOURCEHOV_TL	\$6,984,375.00	Caa1	CCC+	2.4583%
SourceHOV LLC - Second Lien Term Loan	SRCEHOVLLC_SL	\$5,000,000.00	Caa3	CCC+	1.7598%
	SourceHOV LLC Subtotal	\$11,984,375.00			4.2181%
Stratose Intermediate Holdings II LLC					
Stratose Intermediate Holdings II LLC - Term Loan	STRATOSE_FTL	\$4,962,500.05	***	B	1.7466%
	Stratose Intermediate Holdings II LLC Subtotal	\$4,962,500.05			1.7466%
Stratus Technologies Inc					
Stratus Technologies Inc - Initial Term Loan	STRATSTCH_ITL	\$8,112,500.00	B2	B+	2.8553%
	Stratus Technologies Inc Subtotal	\$8,112,500.00			2.8553%
Total Merchant Services Inc					
Total Merchant Services Inc - Term Loan	TOTALMERCE_TL	\$9,333,750.00	B2	B	3.2852%
	Total Merchant Services Inc Subtotal	\$9,333,750.00			3.2852%
Travel Leaders Group LLC					
Travel Leaders Group LLC - Tranche B Term Loan	TRLEGRLL_FLTB	\$9,057,464.79	Ba3	B	3.1879%

	Travel Leaders Group LLC Subtotal	\$9,057,464.79			3.1879%
UniTek Global Services Inc					
UniTek Global Services Inc - Holdco Subordinated Note Non-PIK	UNITEKGSIL_HSN	\$142,822.00	Caa2	***	0.0503%
UniTek Global Services Inc - Second Out Tranche Advance	UNTKGLBL_SOTA	\$726,389.80	***	***	0.2557%
	UniTek Global Services Inc Subtotal	\$869,211.80			0.3059%
US TelePacific Corp					
US TelePacific Corp - Term Loan Advance	USTELPCFC_TLB	\$9,372,962.60	B3	B	3.2990%
	US TelePacific Corp Subtotal	\$9,372,962.60			3.2990%
	Grand Total	\$263,417,605.07			92.7145%

Concentration Limitation: (v) Highest Obligor having Moody's Rating based on credit estimates and/or private ratings, per clause (a)

Report Summary

Collateral Principal Amount for Conc. Limits	Report Total	% of CPAD	Requirement	
\$284,116,866.30	\$8,742,558.14	3.1%	<= 3.0%	FAIL

Affiliated Issuer

Recorded Books Inc

Principal Balance

\$8,742,558.14

Grand Total \$8,742,558.14

Concentration Limitation: (vi) Moody's Default Probability Rating of "Caa1" or below (other than a Defaulted Obligation)

Report Summary

Collateral Principal Amount for Conc. Limits	Report Total	% of CPAD	Requirement	
\$284,116,866.30	\$45,587,590.23	16.0%	<= 20.0%	PASS

Security	Security ID	Asset Type	Moody's DP Rating	Principal Balance
Aricent Technologies - Second Lien Initial Term Loan	ARCNTTCHN_STL	Loan	Caa2	\$3,500,000.00
ConvergeOne Holdings Corporation - Second Lien Initial Term Loan	CONVRG1_SLITL	Loan	Caa2	\$3,000,000.00
First American Payment Systems - Second Lien Term Loan	1STAMPYMT_SL	Loan	Caa1	\$5,220,036.71
Global Tel Link Corp - Second Lien Term Loan	GLBLTELLNK_SL	Loan	Caa2	\$2,500,000.00
iEnergizer Limited - Term Loan	IENERGZRLD_TL	Loan	Caa1	\$4,894,081.36
Integra Telecom Holdings Inc - Second Lien Initial Loan	INTGRATLCM_SL	Loan	Caa2	\$4,631,847.16
Novetta Solutions LLC - First Lien Initial Term Loan	NVSLTNLLC_FTL	Loan	Caa1	\$5,657,250.00
Securus Technologies Holdings Inc - Second Lien Initial Term Loan	SECURUSTCH_SL	Loan	Caa2	\$4,200,000.00
SourceHOV LLC - First Lien Term B Loan	SOURCEHOV_TL	Loan	Caa1	\$6,984,375.00
SourceHOV LLC - Second Lien Term Loan	SRCEHOVLLC_SL	Loan	Caa3	\$5,000,000.00
Grand Total				\$45,587,590.23

Concentration Limitation: (vii) S&P Rating of "CCC+" or below (other than a Defaulted Obligation)

Report Summary

Collateral Principal Amount for Conc. Limits	Report Total	% of CPAD	Requirement	
\$284,116,866.30	\$11,984,375.00	4.2%	<= 12.5%	PASS

Security	Security ID	Asset Type	S&P Rating	Principal Balance
SourceHOV LLC - First Lien Term B Loan	SOURCEHOV_TL	Loan	CCC+	\$6,984,375.00
SourceHOV LLC - Second Lien Term Loan	SRCEHOVLLC_SL	Loan	CCC+	\$5,000,000.00
Grand Total				\$11,984,375.00

Concentration Limitation: (viii) Fixed Rate Obligations

Report Summary	Collateral Principal Amount for Conc. Limits	Report Total	% of CPAD	Requirement	
	\$284,116,866.30	\$142,822.00	0.1%	<= 5.0%	PASS

Security	Security ID	Asset Type	Rate Option	Principal Balance
UniTek Global Services Inc - Holdco Subordinated Note Non-PIK	UNITEKGSL_HSN	Loan	Fixed	\$142,822.00
Grand Total				\$142,822.00

Concentration Limitation: (ix) Unsecured Loans or Subordinate Loans

Report Summary	Collateral Principal Amount for Conc. Limits	Report Total	% of CPAD	Requirement	
	\$284,116,866.30	\$142,822.00	0.1%	<= 5.0%	PASS

Security	Security ID	Asset Type	Principal Balance
Subordinated			
UniTek Global Services Inc - Holdco Subordinated Note Non-PIK	UNITEKGSJ_HSN	Loan	\$142,822.00
		Subordinated Subtotal	\$142,822.00
		Grand Total	\$142,822.00

Concentration Limitation: (x) Collateral Obligations that have a portion that may be convertible into or exchangeable for an Equity Security

Report Summary

Collateral Principal Amount for Conc. Limits	Report Total	% of CPAD	Requirement	
\$284,116,866.30	\$0.00	0.0%	<= 10.0%	PASS

No records matched the report criteria or there is no data available.

Concentration Limitation: (xi) DIP Collateral Obligations

Report Summary

Collateral Principal Amount for Conc. Limits	Report Total	% of CPAD	Requirement	
\$284,116,866.30	\$0.00	0.0%	<= 5.0%	PASS

No records matched the report criteria or there is no data available.

Concentration Limitation: (xii) Delayed Drawdown Collateral Obligations or Revolving Collateral Obligations

Report Summary	Collateral Principal Amount for Conc. Limits	Report Total	% of CPAD	Requirement	
	\$284,116,866.30	\$0.00	0.0%	<= 10.0%	PASS

No records matched the report criteria or there is no data available.

Concentration Limitation: (xii) Revolving Collateral Obligations

Report Summary

Collateral Principal Amount for Conc. Limits	Report Total	% of CPAD	Requirement	
\$284,116,866.30	\$0.00	0.0%	<= 3.0%	PASS

No records matched the report criteria or there is no data available.

Concentration Limitation: (xiii) Participation Interests

Report Summary

Collateral Principal Amount for Conc. Limits	Report Total	% of CPAD	Requirement	
\$284,116,866.30	\$0.00	0.0%	<= 20.0%	PASS

No records matched the report criteria or there is no data available.

Concentration Limitation: (xiv) Third Party Credit Exposure

Report Summary

Collateral Principal Amount for Conc. Limits	Report Total	% of CPAD	Requirement	
\$284,116,866.30	\$0.00	0.0%	<= 20.0%	PASS

No records matched the report criteria or there is no data available.

Concentration Limitation: (xiv) Third Party Credit Exposure - Aggregate Limit (S&P: A)

Report Summary

Collateral Principal Amount for Conc. Limits	Report Total	% of CPAD	Requirement	
\$284,116,866.30	\$0.00	0.0%	<= 5.0%	PASS

No records matched the report criteria or there is no data available.

Concentration Limitation: (xiv) Third Party Credit Exposure - Aggregate Limit (S&P: A+)

Report Summary

Collateral Principal Amount for Conc. Limits	Report Total	% of CPAD	Requirement	
\$284,116,866.30	\$0.00	0.0%	<= 5.0%	PASS

No records matched the report criteria or there is no data available.

Concentration Limitation: (xiv) Third Party Credit Exposure - Aggregate Limit (S&P: AA)

Report Summary

Collateral Principal Amount for Conc. Limits	Report Total	% of CPAD	Requirement	
\$284,116,866.30	\$0.00	0.0%	<= 10.0%	PASS

No records matched the report criteria or there is no data available.

Concentration Limitation: (xiv) Third Party Credit Exposure - Aggregate Limit (S&P: AA-)

Report Summary	Collateral Principal Amount for Conc. Limits	Report Total	% of CPAD	Requirement	
	\$284,116,866.30	\$0.00	0.0%	<= 10.0%	PASS

No records matched the report criteria or there is no data available.

Concentration Limitation: (xiv) Third Party Credit Exposure - Aggregate Limit (S&P: AA+)

Report Summary	Collateral Principal Amount for Conc. Limits	Report Total	% of CPAD	Requirement	
	\$284,116,866.30	\$0.00	0.0%	<= 10.0%	PASS

No records matched the report criteria or there is no data available.

Concentration Limitation: (xiv) Third Party Credit Exposure - Aggregate Limit (S&P: AAA)

Report Summary	Collateral Principal Amount for Conc. Limits	Report Total	% of CPAD	Requirement	
	\$284,116,866.30	\$0.00	0.0%	<= 20.0%	PASS

No records matched the report criteria or there is no data available.

Concentration Limitation: (xiv) Third Party Credit Exposure - Individual Limit (S&P: A)

Report Summary

Collateral Principal Amount for Conc. Limits	Report Total	% of CPAD	Requirement	
\$284,116,866.30	\$0.00	0.0%	<= 5.0%	PASS

No records matched the report criteria or there is no data available.

Concentration Limitation: (xiv) Third Party Credit Exposure - Individual Limit (S&P: A+)

Report Summary

Collateral Principal Amount for Conc. Limits	Report Total	% of CPAD	Requirement	
\$284,116,866.30	\$0.00	0.0%	<= 5.0%	PASS

No records matched the report criteria or there is no data available.

Concentration Limitation: (xiv) Third Party Credit Exposure - Individual Limit (S&P: AA)

Report Summary

Collateral Principal Amount for Conc. Limits	Report Total	% of CPAD	Requirement	
\$284,116,866.30	\$0.00	0.0%	<= 10.0%	PASS

No records matched the report criteria or there is no data available.

Concentration Limitation: (xiv) Third Party Credit Exposure - Individual Limit (S&P: AA-)

Report Summary

Collateral Principal Amount for Conc. Limits	Report Total	% of CPAD	Requirement	
\$284,116,866.30	\$0.00	0.0%	<= 10.0%	PASS

No records matched the report criteria or there is no data available.

Concentration Limitation: (xiv) Third Party Credit Exposure - Individual Limit (S&P: AA+)

Report Summary	Collateral Principal Amount for Conc. Limits	Report Total	% of CPAD	Requirement	
	\$284,116,866.30	\$0.00	0.0%	<= 10.0%	PASS

No records matched the report criteria or there is no data available.

Concentration Limitation: (xiv) Third Party Credit Exposure - Individual Limit (S&P: AAA)

Report Summary	Collateral Principal Amount for Conc. Limits	Report Total	% of CPAD	Requirement	
	\$284,116,866.30	\$0.00	0.0%	<= 20.0%	PASS

No records matched the report criteria or there is no data available.

Concentration Limitation: (xv) S&P Rating Derived from a Moody's Rating per Clause (iii)(a)

Report Summary

Collateral Principal Amount for Conc. Limits	Report Total	% of CPAD	Requirement	
\$284,116,866.30	\$0.00	0.0%	<= 10.0%	PASS

No records matched the report criteria or there is no data available.

Concentration Limitation: (xvi) S&P Rating based on credit estimates per Clause (iii)(b)

Report Summary	Collateral Principal Amount for Conc. Limits	Report Total	% of CPAD	Requirement	
	\$284,116,866.30	\$9,611,769.94	3.4%	<= 20.0%	PASS

Description	Security ID	Asset Type	S&P Rating	Rating Type	Principal Balance
Recorded Books Inc - First Lien Initial Term Loan	RECRDBKS_FLIT	Loan	***	Per Clause (iii)(b)	\$8,742,558.14
UniTek Global Services Inc - Holdco Subordinated Note Non-PIK	UNITEKGSI_HSN	Loan	***	Per Clause (iii)(b)	\$142,822.00
UniTek Global Services Inc - Second Out Tranche Advance	UNTKGLBL_SOTA	Loan	***	Per Clause (iii)(b)	\$726,389.80
Grand Total					\$9,611,769.94

Concentration Limitation: (xvii) Moody's Rating Per Clauses (e)(i)(A) or (e)(i)(B)

Report Summary	Collateral Principal Amount for Conc. Limits	Report Total	% of CPAD	Requirement	
	\$284,116,866.30	\$0.00	0.0%	<= 10.0%	PASS

No records matched the report criteria or there is no data available.

Concentration Limitation: (xviii) Domiciled outside the United States

Report Summary	Collateral Principal Amount for Conc. Limits	Report Total	% of CPAD	Requirement	
	\$284,116,866.30	\$4,894,081.36	1.7%	<= 5.0%	PASS

Security	Security ID	Asset Type	Country of Operation	Principal Balance
iEnergizer Limited - Term Loan	IENERGZRLD_TL	Loan	United Kingdom	\$4,894,081.36
Grand Total				\$4,894,081.36

Concentration Limitation: (xix) Domiciled in all Tax Jurisdictions in the aggregate

Report Summary

Collateral Principal Amount for Conc. Limits	Report Total	% of CPAD	Requirement	
\$284,116,866.30	\$0.00	0.0%	<= 2.5%	PASS

No records matched the report criteria or there is no data available.

Concentration Limitation: (xx) Fourth highest S&P Industry Classification

Report Summary

Collateral Principal Amount for Conc. Limits	Report Total	% of CPAD	Requirement	
\$284,116,866.30	\$33,677,361.56	11.9%	<= 15.0%	PASS

Industry	Principal Balance
Publishing	\$33,677,361.56
Grand Total	\$33,677,361.56

Concentration Limitation: (xx)(x) Highest S&P Industry Classification

Report Summary

Collateral Principal Amount for Conc. Limits	Report Total	% of CPAD	Requirement	
\$284,116,866.30	\$63,241,529.76	22.3%	<= 20.0%	FAIL

Industry	Principal Balance
Telecommunications	\$63,241,529.76
Grand Total	\$63,241,529.76

Concentration Limitation: (xx)(y) Third highest S&P Industry Classification

Report Summary

Collateral Principal Amount for Conc. Limits	Report Total	% of CPAD	Requirement	
\$284,116,866.30	\$35,533,739.52	12.5%	<= 17.5%	PASS

Industry	Principal Balance
Financial intermediaries	\$35,533,739.52
	Grand Total \$35,533,739.52

Concentration Limitation: (xxi) Fourth highest Moody's Industry Classification

Report Summary

Collateral Principal Amount for Conc. Limits	Report Total	% of CPAD	Requirement	PASS
\$284,116,866.30	\$33,677,361.56	11.9%	<= 15.0%	

Industry	Principal Balance
Media: Advertising, Printing & Publishing	\$33,677,361.56
Grand Total	\$33,677,361.56

Concentration Limitation: (xvi)(x) Highest Moody's Industry Classification

Report Summary

Collateral Principal Amount for Conc. Limits	Report Total	% of CPAD	Requirement	
\$284,116,866.30	\$63,241,529.76	22.3%	<= 20.0%	FAIL

Industry	Principal Balance
Telecommunications	\$63,241,529.76
Grand Total	\$63,241,529.76

Concentration Limitation: (xix)(y) Third highest Moody's Industry Classification

Report Summary

Collateral Principal Amount for Conc. Limits	Report Total	% of CPAD	Requirement	PASS
\$284,116,866.30	\$35,173,918.65	12.4%	<= 17.5%	

Industry	Principal Balance
Services: Business	\$35,173,918.65
Grand Total	\$35,173,918.65

Concentration Limitation: (xxii) Collateral Obligations that pay interest at least annually, but less frequently than quarterly

Report Summary	Collateral Principal Amount for Conc. Limits	Report Total	% of CPAD	Requirement	
	\$284,116,866.30	\$0.00	0.0%	<= 10.0%	PASS

No records matched the report criteria or there is no data available.

Concentration Limitation: (xxiii) Cov-Lite Loans

Report Summary

Collateral Principal Amount for Conc. Limits	Report Total	% of CPAD	Requirement	
\$284,116,866.30	\$22,862,219.77	8.0%	<= 10.0%	PASS

Security	Security ID	Asset Type	Cov-Lite	Principal Balance
Amneal Pharmaceuticals LLC - Term Loan B	AMNEALPHAR_TL	Loan	Yes	\$2,458,580.88
BMC Software Finance Inc - Initial US Term Loan	BMCSFTWRE_TL	Loan	Yes	\$4,688,888.89
CT Technologies Intermediate Holdings Inc - Initial Term Loan	CTTHNINTHL_TL	Loan	Yes	\$1,382,500.00
Global Tel Link Corp - Second Lien Term Loan	GLBLTELLNK_SL	Loan	Yes	\$2,500,000.00
Novetta Solutions LLC - First Lien Initial Term Loan	NVSLTNLLC_FTL	Loan	Yes	\$5,657,250.00
PetSmart Inc - Tranche B-1 Loan	PETSMAINC_TLB	Loan	Yes	\$1,975,000.00
Securus Technologies Holdings Inc - Second Lien Initial Term Loan	SECURUSTCH_SL	Loan	Yes	\$4,200,000.00
Grand Total				\$22,862,219.77

Concentration Limitation: (xxiv) Long Dated Obligations

Report Summary

Collateral Principal Amount for Conc. Limits	Report Total	% of CPAD	Requirement	
\$284,116,866.30	\$0.00	0.0%	<= 0.0%	PASS

No records matched the report criteria or there is no data available.

Concentration Limitation: (xxv) Middle Market Loans

Report Summary

Collateral Principal Amount for Conc. Limits	Report Total	% of CPAD	Requirement	
\$284,116,866.30	\$0.00	0.0%	<= 25.0%	PASS

No records matched the report criteria or there is no data available.

Concentration Limitation: (xxvi) Collateral Obligations with indicative pricing from one or more Approved Third Party Pricing Services

Report Summary

Aggregate Principal Balance for Conc. Limits	Report Total	% of APBC	Requirement	
\$263,417,605.07	\$263,417,605.07	100.0%	>= 90.0%	PASS

Security	Security ID	Asset Type	Pricing from Approved Third Party Pricing Service	Principal Balance
American Teleconferencing Services Ltd - Term Loan	PREMRGLBSV_TL	Loan	Yes	\$9,261,904.76
AmeriLife Group LLC - First Lien Initial Term Loan	AMERILIFE_FL	Loan	Yes	\$9,381,250.00
Amneal Pharmaceuticals LLC - Term Loan B	AMNEALPHAR_TL	Loan	Yes	\$2,458,580.88
Aricent Technologies - First Lien Initial Term Loan	ARCNTTCHNL_TL	Loan	Yes	\$8,797,723.72
Aricent Technologies - Second Lien Initial Term Loan	ARCNTTCHN_STL	Loan	Yes	\$3,500,000.00
Birch Communications Inc - Term Loan	BIRCHCOMM_TL	Loan	Yes	\$10,914,544.09
BMC Software Finance Inc - Initial US Term Loan	BMCSFTWRE_TL	Loan	Yes	\$4,688,888.89
Capstone Logistics Acquisition Inc - First Lien Term Loan	CAPSTONEL_TLB	Loan	Yes	\$10,727,816.75
ConvergeOne Holdings Corporation - First Lien Initial Term Loan	CONVRG1HLD_FL	Loan	Yes	\$9,634,468.83
ConvergeOne Holdings Corporation - Second Lien Initial Term Loan	CONVRG1_SLITL	Loan	Yes	\$3,000,000.00
CT Technologies Intermediate Holdings Inc - Initial Term Loan	CTTHNINHL_TL	Loan	Yes	\$1,382,500.00
Edmentum Inc - First Lien Term Loan Non-PIK	EDMNTM_FLTLNP	Loan	Yes	\$780,819.64
Edmentum Inc - First Lien Term Loan PIK	EDMENTUM_FLPK	Loan	Yes	\$18,319.40
First American Payment Systems - First Lien Term Loan	1STAMPYMT_FL	Loan	Yes	\$3,035,078.49
First American Payment Systems - Second Lien Term Loan	1STAMPYMT_SL	Loan	Yes	\$5,220,036.71
Global Healthcare Exchange LLC - Senior Secured Initial Term Loan	GLBLHLTH_SSTI	Loan	Yes	\$8,910,280.97
Global Tel Link Corp - First Lien Term Loan	GLBLTELLNK_FL	Loan	Yes	\$1,988,775.36
Global Tel Link Corp - Second Lien Term Loan	GLBLTELLNK_SL	Loan	Yes	\$2,500,000.00
GlobalLogic Holdings Inc - Term Loan	GLOBALLOGC_TL	Loan	Yes	\$9,238,750.00
Help Systems Holdings Inc - First Lien Initial Term Loan	HELPSYSTEM_FLT	Loan	Yes	\$8,932,500.00
iEnergizer Limited - Term Loan	IENERGZRLD_TL	Loan	Yes	\$4,894,081.36
Imagine! Print Solutions LLC - Initial Term Loan	IMAGINE_INITL	Loan	Yes	\$3,980,000.00
Integra Telecom Holdings Inc - Second Lien Initial Loan	INTGRATLCM_SL	Loan	Yes	\$4,631,847.16
Integra Telecom Holdings Inc - Term B-1 Loan	INTEGRTEL_TB1	Loan	Yes	\$4,701,208.00
Jackson Hewitt Inc - Initial Term Loan	JCKSNHEWJ_ITL	Loan	Yes	\$9,310,000.00
Merrill Communications LLC - Initial Term Loan	MERILCOMN_NTL	Loan	Yes	\$10,881,932.06
NAB Holdings LLC - Term Loan	NABHLLC_FLTL	Loan	Yes	\$9,286,302.90
Novetta Solutions LLC - First Lien Initial Term Loan	NVSLTNLLC_FTL	Loan	Yes	\$5,657,250.00
Novitex Acquisition LLC - Tranche B-2 Term Loan (First Lien)	NOVITEXIN_TB2	Loan	Yes	\$9,158,790.00
PetSmart Inc - Tranche B-1 Loan	PETSMAINC_TLB	Loan	Yes	\$1,975,000.00
PGX Holdings Inc - First Lien Term B Loan	PGXHLONG_FL	Loan	Yes	\$8,658,571.43
Recorded Books Inc - First Lien Initial Term Loan	RECRDBKS_FLIT	Loan	Yes	\$8,742,558.14
Securus Technologies Holdings Inc - Second Lien Initial Term Loan	SECURUSTCH_SL	Loan	Yes	\$4,200,000.00
SESAC Holdco II LLC - First Lien Term Loan	SESACHLDCO_FL	Loan	Yes	\$9,275,061.30
SourceHOV LLC - First Lien Term B Loan	SOURCEHOV_TL	Loan	Yes	\$6,984,375.00

Security	Security ID	Asset Type	Pricing from Approved Third Party Pricing Service	Principal Balance
SourceHOV LLC - Second Lien Term Loan	SRCEHOVLLC_SL	Loan	Yes	\$5,000,000.00
Stratose Intermediate Holdings II LLC - Term Loan	STRATOSE_FTL	Loan	Yes	\$4,962,500.05
Stratus Technologies Inc - Initial Term Loan	STRATSTCH_ITL	Loan	Yes	\$8,112,500.00
Total Merchant Services Inc - Term Loan	TOTALMERCE_TL	Loan	Yes	\$9,333,750.00
Travel Leaders Group LLC - Tranche B Term Loan	TRLEGRLI_FLTB	Loan	Yes	\$9,057,464.79
UniTek Global Services Inc - Holdco Subordinated Note Non-PIK	UNITEKGSI_HSN	Loan	Yes	\$142,822.00
UniTek Global Services Inc - Second Out Tranche Advance	UNTKGLBL_SOTA	Loan	Yes	\$726,389.80
US TelePacific Corp - Term Loan Advance	USTELPCFC_TLB	Loan	Yes	\$9,372,962.60
Grand Total				\$263,417,605.07

Portfolio Assets: Highest Haircut Amount for OC Test

Security	Principal Balance	Defaulted	Discount	CCC/Caa	Highest Value	Haircut Type
Edmentum Inc - First Lien Term Loan Non-PIK	\$1,735,154.76	\$954,335.12	\$0.00	\$0.00	\$954,335.12	
Edmentum Inc - First Lien Term Loan PIK	\$40,709.79	\$22,390.38	\$0.00	\$0.00	\$22,390.38	
Grand Total	\$1,775,864.55	\$976,725.50	\$0.00	\$0.00	\$976,725.50	

Portfolio Assets: Defaulted Obligation Detail

Security	Security ID	Asset Type	Default Date	Principal Balance	Market Value	Moody's Recovery Amount	S&P Recovery Amount	Defaulted Obligation Balance	Haircut
Edmentum Inc - First Lien Term Loan Non-PIK	EDMNTM_FLTLNP	Loan	22-Apr-2015	\$1,735,154.76	\$1,249,311.43	\$780,819.64	\$867,577.38	\$780,819.64	\$954,335.12
Edmentum Inc - First Lien Term Loan PIK	EDMENTUM_FLPK	Loan	22-Apr-2015	\$40,709.79	\$29,311.05	\$18,319.40	\$20,354.89	\$18,319.40	\$22,390.38
Grand Total				\$1,775,864.55		\$799,139.05	\$887,932.27	\$799,139.05	\$976,725.50

Portfolio Assets: Excess CCC/Caa Adjustment Amount

Collateral Principal Amount (excluding Defaults)	\$283,317,727.25
Aggregate Principal Balance of CCC/Caa Collateral Obligations (x)	\$45,587,590.23
20% of Collateral Principal Amount (excluding Defaults)	\$56,663,545.45
16.5 % of Collateral Principal Amount (excluding Defaults)	\$46,747,425.00
Total CCC Excess over 16.5% of Collateral Principal Amount (excluding Defaults)	\$0.00
Total Caa Excess over 20.0% of Collateral Principal Amount (excluding Defaults)	\$0.00
CCC/Caa Excess	\$0.00
Aggregate Market Value of CCC/Caa Obligations (y)	\$40,503,444.69
(x) Divided by (y)	88.9%
Excess CCC/Caa Adjustment Amount (1-(x) Divided by (y) * APB of Excess))	\$0.00

Security	Security ID	Moody DP Rating	S&P Rating	PrincipalBalance	Excess Amount	Market Price	Market Value	AMV/APB	Excess * AMV/ABP	Excess CCC/Caa Adjustment Amount
ConvergeOne Holdings Corporation - Second Lien Initial Term Loan	CONVRG1_SLITL	Caa2	B	\$3,000,000.00	\$0.00	98.0000%	\$2,940,000.00	88.8000%	\$0.00	\$0.00
First American Payment Systems - Second Lien Term Loan	1STAMRPYMT_SL	Caa1	B	\$5,220,036.71	\$0.00	95.7500%	\$4,998,185.15	88.8000%	\$0.00	\$0.00
Integra Telecom Holdings Inc - Second Lien Initial Loan	INTGRATLCM_SL	Caa2	B+	\$4,631,847.16	\$0.00	95.7500%	\$4,434,993.66	88.8000%	\$0.00	\$0.00
Securus Technologies Holdings Inc - Second Lien Initial Term Loan	SECURUSTCH_SL	Caa2	B	\$4,200,000.00	\$0.00	95.6750%	\$4,018,350.00	88.8000%	\$0.00	\$0.00
iEnergizer Limited - Term Loan	IENERGZRLD_TL	Caa1	B	\$4,894,081.36	\$0.00	95.0000%	\$4,649,377.29	88.8000%	\$0.00	\$0.00
Novetta Solutions LLC - First Lien Initial Term Loan	NVSLTNLLC_FTL	Caa1	B-	\$5,657,250.00	\$0.00	94.8750%	\$5,367,315.94	88.8000%	\$0.00	\$0.00
Global Tel Link Corp - Second Lien Term Loan	GLBLTELLNK_SL	Caa2	B	\$2,500,000.00	\$0.00	94.0000%	\$2,350,000.00	88.8000%	\$0.00	\$0.00
SourceHOV LLC - First Lien Term B Loan	SOURCEHOV_TL	Caa1	CCC+	\$6,984,375.00	\$0.00	83.3750%	\$5,823,222.66	88.8000%	\$0.00	\$0.00
Aricent Technologies - Second Lien Initial Term Loan	ARCNTTCHN_STL	Caa2	B-	\$3,500,000.00	\$0.00	79.2000%	\$2,772,000.00	88.8000%	\$0.00	\$0.00
SourceHOV LLC - Second Lien Term Loan	SRCEHOVLLC_SL	Caa3	CCC+	\$5,000,000.00	\$0.00	63.0000%	\$3,150,000.00	88.8000%	\$0.00	\$0.00
Grand Total				\$45,587,590.23	\$0.00		\$40,503,444.69		\$0.00	\$0.00

Portfolio Assets: Discounted Obligations Trade Level

No records matched the report criteria or there is no data available.

Portfolio Assets: Discounted Obligations (z) Purchased at less than 75% per clause (y)

Report Summary

Collateral Principal Amount	Report Total	% of CPA	Requirement	
\$285,093,591.80	\$0.00	0.00%	<= 2.50%	PASS

No records matched the report criteria or there is no data available.

Portfolio Assets: Discounted Obligations (z) Purchased per clause (y)

Report Summary

Collateral Principal
Amount

\$285,093,591.80

Report Total

\$0.00

% of CPA

0.00%

Requirement

<= 5.00%

PASS

No records matched the report criteria or there is no data available.

Portfolio Assets: Discounted Obligations (z) Purchased per clause (y) since Closing Date

Report Summary	Target Initial Par Amount	Report Total	% of TIPA	Requirement	
	\$160,000,000.00	\$0.00	0.00%	<= 10.00%	PASS

No records matched the report criteria or there is no data available.

Portfolio Assets: Rating Information

Security	Security ID	Principal Balance	Defaulted Obligation	Moody's Rating	Moody's DP Rating	Moody's Rating Type	S&P Rating	S&P Rating Type
American Teleconferencing Services Ltd - Term Loan	PREMRGLBSV_TL	\$9,261,904.76	No	B1	B2		B	
AmeriLife Group LLC - First Lien Initial Term Loan	AMERILIFE_FL	\$9,381,250.00	No	B2	B3		B	
Amneal Pharmaceuticals LLC - Term Loan B	AMNEALPHAR_TL	\$2,458,580.88	No	B1	B1		BB-	
Aricent Technologies - First Lien Initial Term Loan	ARCNTTCHNL_TL	\$8,797,723.72	No	B2	B3		B-	
Aricent Technologies - Second Lien Initial Term Loan	ARCNTTCHN_STL	\$3,500,000.00	No	Caa2	Caa2		B-	
Birch Communications Inc - Term Loan	BIRCHCOMM_TL	\$10,914,544.09	No	B3	B3		B-	
BMC Software Finance Inc - Initial US Term Loan	BMCSTFWRE_TL	\$4,688,888.89	No	B1	B3		B	
Capstone Logistics Acquisition Inc - First Lien Term Loan	CAPSTONE_TLB	\$10,727,816.75	No	B1	B3		B-	
ConvergeOne Holdings Corporation - First Lien Initial Term Loan	CONVRG1HLD_FL	\$9,634,468.83	No	B2	B3		B	
ConvergeOne Holdings Corporation - Second Lien Initial Term Loan	CONVRG1_SLITL	\$3,000,000.00	No	Caa2	Caa2		B	
CT Technologies Intermediate Holdings Inc - Initial Term Loan	CTTHNINTHL_TL	\$1,382,500.00	No	B2	B2		B	
Edmentum Inc - First Lien Term Loan Non-PIK	EDMNTM_FLTLNP	\$1,735,154.76	Yes	Ca	Ca		CCC-	
Edmentum Inc - First Lien Term Loan PIK	EDMNTUM_FLPK	\$40,709.79	Yes	Ca	Ca		CCC-	
First American Payment Systems - First Lien Term Loan	1STAMPYMT_FL	\$3,035,078.49	No	Ba3	B2		B	
First American Payment Systems - Second Lien Term Loan	1STAMPYMT_SL	\$5,220,036.71	No	Caa1	Caa1		B	
Global Healthcare Exchange LLC - Senior Secured Initial Term Loan	GLBLHLTH_SST	\$8,910,280.97	No	B1	B2		B	
Global Tel Link Corp - First Lien Term Loan	GLBLTELLNK_FL	\$1,988,775.36	No	B2	B3		B	
Global Tel Link Corp - Second Lien Term Loan	GLBLTELLNK_SL	\$2,500,000.00	No	Caa2	Caa2		B	
GlobalLogic Holdings Inc - Term Loan	GLOBALLOGC_TL	\$9,238,750.00	No	B1	B3		B	
Help Systems Holdings Inc - First Lien Initial Term Loan	HELPSYSTEM_FLT	\$8,932,500.00	No	B2	B3		B	
iEnergizer Limited - Term Loan	IENERGZRLD_TL	\$4,894,081.36	No	Caa1	Caa1		B	
Imagine! Print Solutions LLC - Initial Term Loan	IMAGINE_INITL	\$3,980,000.00	No	B2	B2		B	
Integra Telecom Holdings Inc - Second Lien Initial Loan	INTGRATLCM_SL	\$4,631,847.16	No	Caa2	Caa2		B+	
Integra Telecom Holdings Inc - Term B-1 Loan	INTEGRTEL_TB1	\$4,701,208.00	No	B2	B3		B+	
Jackson Hewitt Inc - Initial Term Loan	JCKSNHEWI_ITL	\$9,310,000.00	No	B2	B2		B	
Merrill Communications LLC - Initial Term Loan	MERILCOMN_NTL	\$10,881,932.06	No	B2	B2		B+	
NAB Holdings LLC - Term Loan	NABHLLC_FLTL	\$9,286,302.90	No	B1	B1		B	
Novetta Solutions LLC - First Lien Initial Term Loan	NVSLTNLLC_FTL	\$5,657,250.00	No	B3	Caa1		B-	
Novitex Acquisition LLC - Tranche B-2 Term Loan (First Lien)	NOVITEXIN_TB2	\$9,158,790.00	No	B1	B3		B	
PetSmart Inc - Tranche B-1 Loan	PETSMAINC_TLB	\$1,975,000.00	No	Ba3	B1		B+	
PGX Holdings Inc - First Lien Term B Loan	PGXHLDNF_FL	\$8,658,571.43	No	Ba3	B2		B	
Recorded Books Inc - First Lien Initial Term Loan	RECRDBKS_FLIT	\$8,742,558.14	No	***	***	Shadow	***	Per Clause (iii)(b)
Securus Technologies Holdings Inc - Second Lien Initial Term Loan	SECURUSTCH_SL	\$4,200,000.00	No	Caa2	Caa2		B	
SESAC Holdco II LLC - First Lien Term Loan	SESACHLDCO_FL	\$9,275,061.30	No	B2	B3		B	
SourceHOV LLC - First Lien Term B Loan	SOURCEHOV_TL	\$6,984,375.00	No	B3	Caa1		CCC+	
SourceHOV LLC - Second Lien Term Loan	SRCEHOVLLC_SL	\$5,000,000.00	No	Caa3	Caa3		CCC+	
Stratose Intermediate Holdings II LLC - Term Loan	STRATOSE_FTL	\$4,962,500.05	No	***	***	Shadow	B	
Stratus Technologies Inc - Initial Term Loan	STRATSTCH_ITL	\$8,112,500.00	No	B2	B2		B+	
Total Merchant Services Inc - Term Loan	TOTALMERCER_TL	\$9,333,750.00	No	B2	B2		B	
Travel Leaders Group LLC - Tranche B Term Loan	TRLEGRLL_FLTB	\$9,057,464.79	No	B1	B2		B+	
UniTek Global Services Inc - Holdco Subordinated Note Non-PIK	UNITKGSI_HSN	\$142,822.00	No	B3	B3		***	Per Clause (iii)(b)
UniTek Global Services Inc - Holdco Subordinated Note PIK	UNITKGS_HSNPK	\$0.00	No	***	***	Shadow	***	Per Clause (iii)(b)
UniTek Global Services Inc - Second Out Tranche Advance	UNTKGLBL_SOTA	\$726,389.80	No	***	***	Shadow	***	Per Clause (iii)(b)
US TelePacific Corp - Term Loan Advance	USTELPCFC_TLB	\$9,372,962.60	No	B3	B3		B	
Grand Total		\$264,394,330.57						

Portfolio Assets: Moody's Default Probability Rating Information

Security	Asset Type	Moody DP Rating source	DIP Obligation	Principal Balance	Moody Security Rating	Moody Senior Implied Rating	Moody Senior Unsecured Rating	Rating Estimate - Moody	Moody's DP Rating BF CW	Outlook	Credit Watch	Moody's DP Rating-RFT	Moody's DP Rating AF CW
American Teleconferencing Services Ltd - Term Loan	Loan	Corporate Family Rating	No	\$9,261,904.76	B1	B2			B2			B2	B2
AmeriLife Group LLC - First Lien Initial Term Loan	Loan	Corporate Family Rating	No	\$9,381,250.00	B2	B3			B3			B3	B3
Amneal Pharmaceuticals LLC - Term Loan B	Loan	Corporate Family Rating	No	\$2,458,580.88	B1	B1			B1			B1	B1
Aricent Technologies - First Lien Initial Term Loan	Loan	Corporate Family Rating	No	\$8,797,723.72	B2	B3			B3			B3	B3
Aricent Technologies - Second Lien Initial Term Loan	Loan	Public Rating	No	\$3,500,000.00	Caa2	B3			Caa2			Caa2	Caa2
Birch Communications Inc - Term Loan	Loan	Corporate Family Rating	No	\$10,914,544.09	B3	B3			B3			B3	B3
BMC Software Finance Inc - Initial US Term Loan	Loan	Corporate Family Rating	No	\$4,688,888.89	B1	B3	Caa1		B3			B3	B3
Capstone Logistics Acquisition Inc - First Lien Term Loan	Loan	Corporate Family Rating	No	\$10,727,816.75	B1	B3			B3			B3	B3
ConvergeOne Holdings Corporation - First Lien Initial Term Loan	Loan	Corporate Family Rating	No	\$9,634,468.83	B2	B3			B3			B3	B3
ConvergeOne Holdings Corporation - Second Lien Initial Term Loan	Loan	Public Rating	No	\$3,000,000.00	Caa2	B3			Caa2			Caa2	Caa2
CT Technologies Intermediate Holdings Inc - Initial Term Loan	Loan	Corporate Family Rating	No	\$1,382,500.00	B2	B2			B2			B2	B2
Edmentum Inc - First Lien Term Loan Non-PIK	Loan		No	\$1,735,154.76					Ca			Ca	Ca
Edmentum Inc - First Lien Term Loan PIK	Loan		No	\$40,709.79					Ca			Ca	Ca
First American Payment Systems - First Lien Term Loan	Loan	Corporate Family Rating	No	\$3,035,078.49	Ba3	B2			B2			B2	B2
First American Payment Systems - Second Lien Term Loan	Loan	Public Rating	No	\$5,220,036.71	Caa1	B2		Caa1	Caa1			Caa1	Caa1
Global Healthcare Exchange LLC - Senior Secured Initial Term Loan	Loan	Corporate Family Rating	No	\$8,910,280.97	B1	B2			B2			B2	B2
Global Tel Link Corp - First Lien Term Loan	Loan	Corporate Family Rating	No	\$1,988,775.36	B2	B3			B3			B3	B3
Global Tel Link Corp - Second Lien Term Loan	Loan	Public Rating	No	\$2,500,000.00	Caa2	B3			Caa2			Caa2	Caa2
GlobalLogic Holdings Inc - Term Loan	Loan	Corporate Family Rating	No	\$9,238,750.00	B1	B3		B3	B3			B3	B3
Help Systems Holdings Inc - First Lien Initial Term Loan	Loan	Corporate Family Rating	No	\$8,932,500.00	B2	B3			B3			B3	B3
iEnergizer Limited - Term Loan	Loan	Corporate Family Rating	No	\$4,894,081.36	Caa1	Caa1			Caa1	Negative	OFF	Caa2	Caa1
Imagine! Print Solutions LLC - Initial Term Loan	Loan	Corporate Family Rating	No	\$3,980,000.00	B2	B2			B2			B2	B2
Integra Telecom Holdings Inc - Second Lien Initial Loan	Loan	Public Rating	No	\$4,631,847.16	Caa2	B3			Caa2			Caa2	Caa2
Integra Telecom Holdings Inc - Term B-1 Loan	Loan	Corporate Family Rating	No	\$4,701,208.00	B2	B3			B3		OFF	B3	B3
Jackson Hewitt Inc - Initial Term Loan	Loan	Corporate Family Rating	No	\$9,310,000.00	B2	B2			B2			B2	B2
Merrill Communications LLC - Initial Term Loan	Loan	Corporate Family Rating	No	\$10,881,932.06	B2	B2			B2		OFF	B2	B2
NAB Holdings LLC - Term Loan	Loan	Corporate Family Rating	No	\$9,286,302.90	B1	B1			B1	Negative		B2	B1
Novetta Solutions LLC - First Lien Initial Term Loan	Loan	Corporate Family Rating	No	\$5,657,250.00	B3	Caa1			Caa1	Negative		Caa2	Caa1
Novitex Acquisition LLC - Tranche B-2 Term Loan (First Lien)	Loan	Corporate Family Rating	No	\$9,158,790.00	B1	B3			B3			B3	B3
PetSmart Inc - Tranche B-1 Loan	Loan	Corporate Family Rating	No	\$1,975,000.00	Ba3	B1	B3		B1			B1	B1
PGX Holdings Inc - First Lien Term B Loan	Loan	Corporate Family Rating	No	\$8,658,571.43	Ba3	B2			B2			B2	B2
Recorded Books Inc - First Lien Initial Term Loan	Loan	Rating Estimate	No	\$8,742,558.14	***	***	***	Caa1	***			***	***
Securus Technologies Holdings Inc - Second Lien Initial Term Loan	Loan	Public Rating	No	\$4,200,000.00	Caa2	B3			Caa2			Caa2	Caa2
SESAC Holdco II LLC - First Lien Term Loan	Loan	Corporate Family Rating	No	\$9,275,061.30	B2	B3			B3			B3	B3
SourceHOV LLC - First Lien Term B Loan	Loan	Corporate Family Rating	No	\$6,984,375.00	B3	Caa1			Caa1	Negative		Caa2	Caa1
SourceHOV LLC - Second Lien Term Loan	Loan	Public Rating	No	\$5,000,000.00	Caa3	Caa1			Caa3	Negative		Ca	Caa3
Stratose Intermediate Holdings II LLC - Term Loan	Loan	Rating Estimate	No	\$4,962,500.05	***	***	***	B2	***			***	***
Stratus Technologies Inc - Initial Term Loan	Loan	Corporate Family Rating	No	\$8,112,500.00	B2	B2	WR		B2			B2	B2
Total Merchant Services Inc - Term Loan	Loan	Corporate Family Rating	No	\$9,333,750.00	B2	B2			B2			B2	B2
Travel Leaders Group LLC - Tranche B Term Loan	Loan	Corporate Family Rating	No	\$9,057,464.79	B1	B2			B2			B2	B2
UniTek Global Services Inc - Holdco Subordinated Note Non-PIK	Loan	Rating Estimate	No	\$142,822.00					Caa2			B3	B3
UniTek Global Services Inc - Holdco Subordinated Note PIK	Loan		No	\$0.00	***	***	***		***			***	***
UniTek Global Services Inc - Second Out Tranche Advance	Loan	Moody Derived Rating	No	\$726,389.80	***	***	***	B3	***			***	***
US TelePacific Corp - Term Loan Advance	Loan	Corporate Family Rating	No	\$9,372,962.60	B3	B3			B3			B3	B3

Grand Total \$264,394,330.57

Portfolio Assets: Moody's Rating Information

Security	Security ID	Asset Type	Moody Rating Source	Principal Balance	Moody Security Rating	Moody Senior Implied Rating	Moody Senior Unsecured Rating	Rating Estimate - Moody	Moody's Rating BF CW	Credit Watch	Moody's Rating AF CW
American Teleconferencing Services Ltd - Term Loan	PREMRGLBSV_TL	Loan	Public Rating	\$9,261,904.76	B1	B2			B1		B1
AmeriLife Group LLC - First Lien Initial Term Loan	AMERILIFE_FL	Loan	Public Rating	\$9,381,250.00	B2	B3			B2		B2
Amneal Pharmaceuticals LLC - Term Loan B	AMNEALPHAR_TL	Loan	Public Rating	\$2,458,580.88	B1	B1			B1		B1
Aricent Technologies - First Lien Initial Term Loan	ARCNTTCHNL_TL	Loan	Public Rating	\$8,797,723.72	B2	B3			B2		B2
Aricent Technologies - Second Lien Initial Term Loan	ARCNTTCHN_STL	Loan	Public Rating	\$3,500,000.00	Caa2	B3			Caa2		Caa2
Birch Communications Inc - Term Loan	BIRCHCOMM_TL	Loan	Public Rating	\$10,914,544.09	B3	B3			B3		B3
BMC Software Finance Inc - Initial US Term Loan	BMCSFTWRE_TL	Loan	Public Rating	\$4,688,888.89	B1	B3	Caa1		B1		B1
Capstone Logistics Acquisition Inc - First Lien Term Loan	CAPSTONEL_TLB	Loan	Public Rating	\$10,727,816.75	B1	B3			B1		B1
ConvergeOne Holdings Corporation - First Lien Initial Term Loan	CONVRG1HLD_FL	Loan	Public Rating	\$9,634,468.83	B2	B3			B2		B2
ConvergeOne Holdings Corporation - Second Lien Initial Term Loan	CONVRG1_SLITL	Loan	Public Rating	\$3,000,000.00	Caa2	B3			Caa2		Caa2
CT Technologies Intermediate Holdings Inc - Initial Term Loan	CTTHNINTHL_TL	Loan	Public Rating	\$1,382,500.00	B2	B2			B2		B2
Edmentum Inc - First Lien Term Loan Non-PIK	EDMNTM_FLTLNP	Loan		\$1,735,154.76					Ca		Ca
Edmentum Inc - First Lien Term Loan PIK	EDMENTUM_FLPK	Loan		\$40,709.79					Ca		Ca
First American Payment Systems - First Lien Term Loan	1STAMRPYMT_FL	Loan	Public Rating	\$3,035,078.49	Ba3	B2			Ba3		Ba3
First American Payment Systems - Second Lien Term Loan	1STAMRPYMT_SL	Loan	Public Rating	\$5,220,036.71	Caa1	B2		Caa1	Caa1		Caa1
Global Healthcare Exchange LLC - Senior Secured Initial Term Loan	GLBLHLTH_SSIT	Loan	Public Rating	\$8,910,280.97	B1	B2			B1		B1
Global Tel Link Corp - First Lien Term Loan	GLBLTELLNK_FL	Loan	Public Rating	\$1,988,775.36	B2	B3			B2		B2
Global Tel Link Corp - Second Lien Term Loan	GLBLTELLNK_SL	Loan	Public Rating	\$2,500,000.00	Caa2	B3			Caa2		Caa2
GlobalLogic Holdings Inc - Term Loan	GLOBALLOGC_TL	Loan	Public Rating	\$9,238,750.00	B1	B3		B3	B1		B1
Help Systems Holdings Inc - First Lien Initial Term Loan	HELPSYSTEM_FLT	Loan	Public Rating	\$8,932,500.00	B2	B3			B2		B2
iEnergizer Limited - Term Loan	IENERGZRLD_TL	Loan	Public Rating	\$4,894,081.36	Caa1	Caa1			Caa1	OFF	Caa1
Imagine! Print Solutions LLC - Initial Term Loan	IMAGINE_INITL	Loan	Public Rating	\$3,980,000.00	B2	B2			B2		B2
Integra Telecom Holdings Inc - Second Lien Initial Loan	INTGRATLCM_SL	Loan	Public Rating	\$4,631,847.16	Caa2	B3			Caa2		Caa2
Integra Telecom Holdings Inc - Term B-1 Loan	INTEGRTEL_TB1	Loan	Public Rating	\$4,701,208.00	B2	B3			B2		B2
Jackson Hewitt Inc - Initial Term Loan	JCKSNHEWIT_ITL	Loan	Public Rating	\$9,310,000.00	B2	B2			B2		B2
Merrill Communications LLC - Initial Term Loan	MERILCOMM_NTL	Loan	Public Rating	\$10,881,932.06	B2	B2			B2		B2
NAB Holdings LLC - Term Loan	NABHLLC_FLTL	Loan	Public Rating	\$9,286,302.90	B1	B1			B1		B1
Novetta Solutions LLC - First Lien Initial Term Loan	NVSLTNLLC_FTL	Loan	Public Rating	\$5,657,250.00	B3	Caa1			B3		B3
Novitex Acquisition LLC - Tranche B-2 Term Loan (First Lien)	NOVITEXIN_TB2	Loan	Public Rating	\$9,158,790.00	B1	B3			B1		B1
PetSmart Inc - Tranche B-1 Loan	PETSMAINC_TLB	Loan	Public Rating	\$1,975,000.00	Ba3	B1	B3		Ba3		Ba3
PGX Holdings Inc - First Lien Term B Loan	PGXHLDNG_FL	Loan	Public Rating	\$8,658,571.43	Ba3	B2			Ba3		Ba3
Recorded Books Inc - First Lien Initial Term Loan	RECRDBKS_FLIT	Loan	Rating Estimate	\$8,742,558.14	***	***	***	Caa1	***		***
Securus Technologies Holdings Inc - Second Lien Initial Term Loan	SECURUSTCH_SL	Loan	Public Rating	\$4,200,000.00	Caa2	B3			Caa2		Caa2
SESAC Holdco II LLC - First Lien Term Loan	SESACHLDCO_FL	Loan	Public Rating	\$9,275,061.30	B2	B3			B2		B2
SourceHOV LLC - First Lien Term B Loan	SOURCEHOV_TL	Loan	Public Rating	\$6,984,375.00	B3	Caa1			B3		B3
SourceHOV LLC - Second Lien Term Loan	SRCEHOVLLC_SL	Loan	Public Rating	\$5,000,000.00	Caa3	Caa1			Caa3		Caa3
Stratose Intermediate Holdings II LLC - Term Loan	STRATOSE_FTL	Loan	Rating Estimate	\$4,962,500.05	***	***	***	B1	***		***
Stratus Technologies Inc - Initial Term Loan	STRATSTCH_ITL	Loan	Public Rating	\$8,112,500.00	B2	B2	WR		B2		B2
Total Merchant Services Inc - Term Loan	TOTALMERCER_TL	Loan	Public Rating	\$9,333,750.00	B2	B2			B2		B2
Travel Leaders Group LLC - Tranche B Term Loan	TRLEGRLL_FLTB	Loan	Public Rating	\$9,057,464.79	B1	B2			B1		B1
UniTek Global Services Inc - Holdco Subordinated Note Non-PIK	UNITKGSI_HSN	Loan	Rating Estimate	\$142,822.00	***	***		Caa2	B3		B3
UniTek Global Services Inc - Holdco Subordinated Note PIK	UNITKGS_HSNPK	Loan		\$0.00	***	***	***		***		***
UniTek Global Services Inc - Second Out Tranche Advance	UNTKGLBL_SOTA	Loan	Moody Derived Rating	\$726,389.80	***	***	***	B3	***		***
US TelePacific Corp - Term Loan Advance	USTELPCFC_TLB	Loan	Public Rating	\$9,372,962.60	B3	B3			B3		B3
Grand Total				\$264,394,330.57							

Portfolio Assets: Moody's Derived Rating Per Clause (e)(i)(C)(ii)

Report Summary

Collateral Principal
Amount

\$285,093,591.80

Report Total

\$0.00

% of CPA

0.00%

Requirement

<= 5.00%

PASS

No records matched the report criteria or there is no data available.

Portfolio Assets: Industry Information

Security	Security ID	Moody's Industry	S&P Industry	Principal Balance	% of APA
American Teleconferencing Services Ltd - Term Loan	PREMRGLBSV_TL	Services: Business	Business equipment & services	\$9,261,904.76	3.2487%
AmeriLife Group LLC - First Lien Initial Term Loan	AMERILIFE_FL	Banking, Finance, Insurance & Real Estate	Diversified Insurance	\$9,381,250.00	3.2906%
Amneal Pharmaceuticals LLC - Term Loan B	AMNEALPHAR_TL	Healthcare & Pharmaceuticals	Health care	\$2,458,580.88	0.8624%
Aricent Technologies - First Lien Initial Term Loan	ARCNTTCHNL_TL	Telecommunications	Telecommunications	\$8,797,723.72	3.0859%
Aricent Technologies - Second Lien Initial Term Loan	ARCNTTCHN_STL	Telecommunications	Telecommunications	\$3,500,000.00	1.2277%
Birch Communications Inc - Term Loan	BIRCHCOMM_TL	Telecommunications	Telecommunications	\$10,914,544.09	3.8284%
BMC Software Finance Inc - Initial US Term Loan	BMCSFTWRE_TL	Services: Business	Business equipment & services	\$4,688,888.89	1.6447%
Capstone Logistics Acquisition Inc - First Lien Term Loan	CAPSTONEL_TLB	Transportation: Cargo	Surface transport	\$10,727,816.75	3.7629%
ConvergeOne Holdings Corporation - First Lien Initial Term Loan	CONVRG1HLD_FL	Telecommunications	Telecommunications	\$9,634,468.83	3.3794%
ConvergeOne Holdings Corporation - Second Lien Initial Term Loan	CONVRG1_SLITL	Telecommunications	Telecommunications	\$3,000,000.00	1.0523%
CT Technologies Intermediate Holdings Inc - Initial Term Loan	CTTHNINTHL_TL	Healthcare & Pharmaceuticals	Health care	\$1,382,500.00	0.4849%
Edmentum Inc - First Lien Term Loan Non-PIK	EDMNTM_FLTLNP	Services: Consumer	Business equipment & services	\$1,735,154.76	0.6086%
Edmentum Inc - First Lien Term Loan PIK	EDMENTUM_FLPK	Services: Consumer	Business equipment & services	\$40,709.79	0.0143%
First American Payment Systems - First Lien Term Loan	1STAMRPYMT_FL	Banking, Finance, Insurance & Real Estate	Financial intermediaries	\$3,035,078.49	1.0646%
First American Payment Systems - Second Lien Term Loan	1STAMRPYMT_SL	Banking, Finance, Insurance & Real Estate	Financial intermediaries	\$5,220,036.71	1.8310%
Global Healthcare Exchange LLC - Senior Secured Initial Term Loan	GLBLHLTH_SSIT	Healthcare & Pharmaceuticals	Health care	\$8,910,280.97	3.1254%
Global Tel Link Corp - First Lien Term Loan	GLBLTELLNK_FL	Telecommunications	Telecommunications	\$1,988,775.36	0.6976%
Global Tel Link Corp - Second Lien Term Loan	GLBLTELLNK_SL	Telecommunications	Telecommunications	\$2,500,000.00	0.8769%
GlobalLogic Holdings Inc - Term Loan	GLOBALLOGC_TL	Services: Business	Business equipment & services	\$9,238,750.00	3.2406%
Help Systems Holdings Inc - First Lien Initial Term Loan	HELPSYSTEM_FLT	High Tech Industries	Electronics/electrical	\$8,932,500.00	3.1332%
iEnergizer Limited - Term Loan	IENERGZRLD_TL	Media: Advertising, Printing & Publishing	Publishing	\$4,894,081.36	1.7167%
Imagine! Print Solutions LLC - Initial Term Loan	IMAGINE_INITL	Retail	Business equipment & services	\$3,980,000.00	1.3960%
Integra Telecom Holdings Inc - Second Lien Initial Loan	INTGRATLCM_SL	Telecommunications	Telecommunications	\$4,631,847.16	1.6247%
Integra Telecom Holdings Inc - Term B-1 Loan	INTEGRTEL_TB1	Telecommunications	Telecommunications	\$4,701,208.00	1.6490%
Jackson Hewitt Inc - Initial Term Loan	JCKSNHEWL_ITL	Services: Consumer	Retailers (except food & drug)	\$9,310,000.00	3.2656%
Merrill Communications LLC - Initial Term Loan	MERILCOMM_NTL	Media: Advertising, Printing & Publishing	Publishing	\$10,881,932.06	3.8170%
NAB Holdings LLC - Term Loan	NABHLLC_FLTL	Banking, Finance, Insurance & Real Estate	Financial intermediaries	\$9,286,302.90	3.2573%
Novetta Solutions LLC - First Lien Initial Term Loan	NVSLTNLLC_FTL	Aerospace & Defense	Aerospace & Defense	\$5,657,250.00	1.9843%
Novitex Acquisition LLC - Tranche B-2 Term Loan (First Lien)	NOVITEXIN_TB2	Media: Advertising, Printing & Publishing	Publishing	\$9,158,790.00	3.2126%
PetSmart Inc - Tranche B-1 Loan	PETSMAINC_TLB	Retail	Retailers (except food & drug)	\$1,975,000.00	0.6928%
PGX Holdings Inc - First Lien Term B Loan	PGXHLDNG_FL	Services: Consumer	Financial intermediaries	\$8,658,571.43	3.0371%
Recorded Books Inc - First Lien Initial Term Loan	RECRDBKS_FLIT	Media: Advertising, Printing & Publishing	Publishing	\$8,742,558.14	3.0666%
Securus Technologies Holdings Inc - Second Lien Initial Term Loan	SECURUSTCH_SL	Telecommunications	Telecommunications	\$4,200,000.00	1.4732%
SESAC Holdco II LLC - First Lien Term Loan	SESACHLDCO_FL	Media: Broadcasting & Subscription	Radio & Television	\$9,275,061.30	3.2533%
SourceHOV LLC - First Lien Term B Loan	SOURCEHOV_TL	Services: Business	Business equipment & services	\$6,984,375.00	2.4499%
SourceHOV LLC - Second Lien Term Loan	SRCEHOVLLC_SL	Services: Business	Business equipment & services	\$5,000,000.00	1.7538%
Stratose Intermediate Holdings II LLC - Term Loan	STRATOSE_FTL	Healthcare & Pharmaceuticals	Health care	\$4,962,500.05	1.7407%
Stratus Technologies Inc - Initial Term Loan	STRATSTCH_ITL	High Tech Industries	Electronics/electrical	\$8,112,500.00	2.8456%
Total Merchant Services Inc - Term Loan	TOTALMERCE_TL	Banking, Finance, Insurance & Real Estate	Financial intermediaries	\$9,333,750.00	3.2739%
Travel Leaders Group LLC - Tranche B Term Loan	TRLEGRLL_FLTB	Hotel, Gaming & Leisure	Lodging & casinos	\$9,057,464.79	3.1770%
UniTek Global Services Inc - Holdco Subordinated Note Non-PIK	UNITKGSI_HSN	Media: Broadcasting & Subscription	Cable & satellite television	\$142,822.00	0.0501%
UniTek Global Services Inc - Holdco Subordinated Note PIK	UNITKGS_HSNPK	Media: Broadcasting & Subscription	Cable & satellite television	\$0.00	0.0000%
UniTek Global Services Inc - Second Out Tranche Advance	UNTKGLBL_SOTA	Media: Broadcasting & Subscription	Cable & satellite television	\$726,389.80	0.2548%
US TelePacific Corp - Term Loan Advance	USTELPCFC_TLB	Telecommunications	Telecommunications	\$9,372,962.60	3.2877%
Grand Total				\$264,394,330.57	92.7395%

Portfolio Assets: Moody's Industry Information

Security	Security ID	Principal Balance	Principal Balance for Conc Lim.	% of APA
Aerospace & Defense				
Novetta Solutions LLC - First Lien Initial Term Loan	NVSLTNLLC_FTL	\$5,657,250.00	\$5,657,250.00	1.9843%
Aerospace & Defense Subtotal		\$5,657,250.00	\$5,657,250.00	1.9843%
Banking, Finance, Insurance & Real Estate				
AmeriLife Group LLC - First Lien Initial Term Loan	AMERILIFE_FL	\$9,381,250.00	\$9,381,250.00	3.2906%
First American Payment Systems - First Lien Term Loan	1STAMRPYMT_FL	\$3,035,078.49	\$3,035,078.49	1.0646%
First American Payment Systems - Second Lien Term Loan	1STAMRPYMT_SL	\$5,220,036.71	\$5,220,036.71	1.8310%
NAB Holdings LLC - Term Loan	NABHLLC_FTL	\$9,286,302.90	\$9,286,302.90	3.2573%
Total Merchant Services Inc - Term Loan	TOTALMERCE_TL	\$9,333,750.00	\$9,333,750.00	3.2739%
Banking, Finance, Insurance & Real Estate Subtotal		\$36,256,418.09	\$36,256,418.09	12.7174%
Healthcare & Pharmaceuticals				
Amneal Pharmaceuticals LLC - Term Loan B	AMNEALPHAR_TL	\$2,458,580.88	\$2,458,580.88	0.8624%
CT Technologies Intermediate Holdings Inc - Initial Term Loan	CTTHNINTL_TL	\$1,382,500.00	\$1,382,500.00	0.4849%
Global Healthcare Exchange LLC - Senior Secured Initial Term Loan	GLBLHLTH_SSIT	\$8,910,280.97	\$8,910,280.97	3.1254%
Stratose Intermediate Holdings II LLC - Term Loan	STRATOSE_FTL	\$4,962,500.05	\$4,962,500.05	1.7407%
Healthcare & Pharmaceuticals Subtotal		\$17,713,861.89	\$17,713,861.89	6.2133%
High Tech Industries				
Help Systems Holdings Inc - First Lien Initial Term Loan	HELPSYSTEM_FLT	\$8,932,500.00	\$8,932,500.00	3.1332%
Stratus Technologies Inc - Initial Term Loan	STRATSTCH_ITL	\$8,112,500.00	\$8,112,500.00	2.8456%
High Tech Industries Subtotal		\$17,045,000.00	\$17,045,000.00	5.9787%
Hotel, Gaming & Leisure				
Travel Leaders Group LLC - Tranche B Term Loan	TRLEGRLL_FLTB	\$9,057,464.79	\$9,057,464.79	3.1770%
Hotel, Gaming & Leisure Subtotal		\$9,057,464.79	\$9,057,464.79	3.1770%
Media: Advertising, Printing & Publishing				
iEnergizer Limited - Term Loan	IENERGZRLD_TL	\$4,894,081.36	\$4,894,081.36	1.7167%
Merrill Communications LLC - Initial Term Loan	MERILCOMN_NTL	\$10,881,932.06	\$10,881,932.06	3.8170%
Novitex Acquisition LLC - Tranche B-2 Term Loan (First Lien)	NOVITEXIN_TB2	\$9,158,790.00	\$9,158,790.00	3.2126%
Recorded Books Inc - First Lien Initial Term Loan	RECRDBKS_FLIT	\$8,742,558.14	\$8,742,558.14	3.0666%
Media: Advertising, Printing & Publishing Subtotal		\$33,677,361.56	\$33,677,361.56	11.8127%
Media: Broadcasting & Subscription				
SESAC Holdco II LLC - First Lien Term Loan	SESACHLDCO_FL	\$9,275,061.30	\$9,275,061.30	3.2533%
UniTek Global Services Inc - Holdco Subordinated Note Non-PIK	UNITEKGSI_HSN	\$142,822.00	\$142,822.00	0.0501%
UniTek Global Services Inc - Holdco Subordinated Note PIK	UNITKGS_HSNPK	\$0.00	\$0.00	0.0000%
UniTek Global Services Inc - Second Out Tranche Advance	UNTKGLBL_SOTA	\$726,389.80	\$726,389.80	0.2548%
Media: Broadcasting & Subscription Subtotal		\$10,144,273.10	\$10,144,273.10	3.5582%
Retail				
Imagine! Print Solutions LLC - Initial Term Loan	IMAGINE_INITL	\$3,980,000.00	\$3,980,000.00	1.3960%
PetSmart Inc - Tranche B-1 Loan	PETSMAINC_TLB	\$1,975,000.00	\$1,975,000.00	0.6928%
Retail Subtotal		\$5,955,000.00	\$5,955,000.00	2.0888%
Services: Business				

Security	Security ID	Principal Balance	Principal Balance for Conc Lim.	% of APA
American Teleconferencing Services Ltd - Term Loan	PREMRGLBSV_TL	\$9,261,904.76	\$9,261,904.76	3.2487%
BMC Software Finance Inc - Initial US Term Loan	BMCSFTWRE_TL	\$4,688,888.89	\$4,688,888.89	1.6447%
GlobalLogic Holdings Inc - Term Loan	GLOBALLOGC_TL	\$9,238,750.00	\$9,238,750.00	3.2406%
SourceHOV LLC - First Lien Term B Loan	SOURCEHOV_TL	\$6,984,375.00	\$6,984,375.00	2.4499%
SourceHOV LLC - Second Lien Term Loan	SRCEHOVLLC_SL	\$5,000,000.00	\$5,000,000.00	1.7538%
Services: Business Subtotal		\$35,173,918.65	\$35,173,918.65	12.3377%
Services: Consumer				
Edmentum Inc - First Lien Term Loan Non-PIK	EDMNTM_FLTLNP	\$1,735,154.76	\$780,819.64	0.2739%
Edmentum Inc - First Lien Term Loan PIK	EDMENTUM_FLPK	\$40,709.79	\$18,319.40	0.0064%
Jackson Hewitt Inc - Initial Term Loan	JCKSNHEWI_ITL	\$9,310,000.00	\$9,310,000.00	3.2656%
PGX Holdings Inc - First Lien Term B Loan	PGXHLDNG_FL	\$8,658,571.43	\$8,658,571.43	3.0371%
Services: Consumer Subtotal		\$19,744,435.98	\$18,767,710.47	6.5830%
Telecommunications				
Arcent Technologies - First Lien Initial Term Loan	ARCNTTCHNL_TL	\$8,797,723.72	\$8,797,723.72	3.0859%
Arcent Technologies - Second Lien Initial Term Loan	ARCNTTCHN_STL	\$3,500,000.00	\$3,500,000.00	1.2277%
Birch Communications Inc - Term Loan	BIRCHCOMM_TL	\$10,914,544.09	\$10,914,544.09	3.8284%
ConvergeOne Holdings Corporation - First Lien Initial Term Loan	CONVRG1HLD_FL	\$9,634,468.83	\$9,634,468.83	3.3794%
ConvergeOne Holdings Corporation - Second Lien Initial Term Loan	CONVRG1_SLITL	\$3,000,000.00	\$3,000,000.00	1.0523%
Global Tel Link Corp - First Lien Term Loan	GLBLTELLNK_FL	\$1,988,775.36	\$1,988,775.36	0.6976%
Global Tel Link Corp - Second Lien Term Loan	GLBLTELLNK_SL	\$2,500,000.00	\$2,500,000.00	0.8769%
Integra Telecom Holdings Inc - Second Lien Initial Loan	INTGRATLCM_SL	\$4,631,847.16	\$4,631,847.16	1.6247%
Integra Telecom Holdings Inc - Term B-1 Loan	INTEGRTEL_TB1	\$4,701,208.00	\$4,701,208.00	1.6490%
Securus Technologies Holdings Inc - Second Lien Initial Term Loan	SECURUSTCH_SL	\$4,200,000.00	\$4,200,000.00	1.4732%
US TelePacific Corp - Term Loan Advance	USTELPCFC_TLB	\$9,372,962.60	\$9,372,962.60	3.2877%
Telecommunications Subtotal		\$63,241,529.76	\$63,241,529.76	22.1827%
Transportation: Cargo				
Capstone Logistics Acquisition Inc - First Lien Term Loan	CAPSTONEL_TLB	\$10,727,816.75	\$10,727,816.75	3.7629%
Transportation: Cargo Subtotal		\$10,727,816.75	\$10,727,816.75	3.7629%
Grand Total		\$264,394,330.57	\$263,417,605.07	92.3969%

Portfolio Assets: S&P Industry Information

Security	Security ID	Principal Balance	Principal Balance for Conc Lim.	% of APA
Aerospace & Defense				
Novetta Solutions LLC - First Lien Initial Term Loan	NVSLTNLLC_FTL	\$5,657,250.00	\$5,657,250.00	1.9843%
	Aerospace & Defense Subtotal	\$5,657,250.00	\$5,657,250.00	1.9843%
Business equipment & services				
American Teleconferencing Services Ltd - Term Loan	PREMRGLBSV_TL	\$9,261,904.76	\$9,261,904.76	3.2487%
BMC Software Finance Inc - Initial US Term Loan	BMCSFTWRE_TL	\$4,688,888.89	\$4,688,888.89	1.6447%
Edmentum Inc - First Lien Term Loan Non-PIK	EDMNTM_FLTLNP	\$1,735,154.76	\$780,819.64	0.2739%
Edmentum Inc - First Lien Term Loan PIK	EDMENTUM_FLPK	\$40,709.79	\$18,319.40	0.0064%
GlobalLogic Holdings Inc - Term Loan	GLOBALLOGC_TL	\$9,238,750.00	\$9,238,750.00	3.2406%
Imagine! Print Solutions LLC - Initial Term Loan	IMAGINE_INITL	\$3,980,000.00	\$3,980,000.00	1.3960%
SourceHOV LLC - First Lien Term B Loan	SOURCEHOV_TL	\$6,984,375.00	\$6,984,375.00	2.4499%
SourceHOV LLC - Second Lien Term Loan	SRCEHOVLLC_SL	\$5,000,000.00	\$5,000,000.00	1.7538%
	Business equipment & services Subtotal	\$40,929,783.20	\$39,953,057.70	14.0140%
Cable & satellite television				
UniTek Global Services Inc - Holdco Subordinated Note Non-PIK	UNITEKGSI_HSN	\$142,822.00	\$142,822.00	0.0501%
UniTek Global Services Inc - Holdco Subordinated Note PIK	UNITKGS_HSNPK	\$0.00	\$0.00	0.0000%
UniTek Global Services Inc - Second Out Tranche Advance	UNTKGLBL_SOTA	\$726,389.80	\$726,389.80	0.2548%
	Cable & satellite television Subtotal	\$869,211.80	\$869,211.80	0.3049%
Diversified Insurance				
AmeriLife Group LLC - First Lien Initial Term Loan	AMERILIFE_FL	\$9,381,250.00	\$9,381,250.00	3.2906%
	Diversified Insurance Subtotal	\$9,381,250.00	\$9,381,250.00	3.2906%
Electronics/electrical				
Help Systems Holdings Inc - First Lien Initial Term Loan	HELPSYSTEM_FLT	\$8,932,500.00	\$8,932,500.00	3.1332%
Stratus Technologies Inc - Initial Term Loan	STRATSTCH_ITL	\$8,112,500.00	\$8,112,500.00	2.8456%
	Electronics/electrical Subtotal	\$17,045,000.00	\$17,045,000.00	5.9787%
Financial intermediaries				
First American Payment Systems - First Lien Term Loan	1STAMPYMT_FL	\$3,035,078.49	\$3,035,078.49	1.0646%
First American Payment Systems - Second Lien Term Loan	1STAMPYMT_SL	\$5,220,036.71	\$5,220,036.71	1.8310%
NAB Holdings LLC - Term Loan	NABHLLC_FLTL	\$9,286,302.90	\$9,286,302.90	3.2573%
PGX Holdings Inc - First Lien Term B Loan	PGXHLONG_FL	\$8,658,571.43	\$8,658,571.43	3.0371%
Total Merchant Services Inc - Term Loan	TOTALMERCER_TL	\$9,333,750.00	\$9,333,750.00	3.2739%
	Financial intermediaries Subtotal	\$35,533,739.52	\$35,533,739.52	12.4639%
Health care				
Amneal Pharmaceuticals LLC - Term Loan B	AMNEALPHAR_TL	\$2,458,580.88	\$2,458,580.88	0.8624%
CT Technologies Intermediate Holdings Inc - Initial Term Loan	CTTHNINTHL_TL	\$1,382,500.00	\$1,382,500.00	0.4849%
Global Healthcare Exchange LLC - Senior Secured Initial Term Loan	GLBLHLTH_SSIT	\$8,910,280.97	\$8,910,280.97	3.1254%
Stratose Intermediate Holdings II LLC - Term Loan	STRATOSE_FTL	\$4,962,500.05	\$4,962,500.05	1.7407%
	Health care Subtotal	\$17,713,861.89	\$17,713,861.89	6.2133%
Lodging & casinos				
Travel Leaders Group LLC - Tranche B Term Loan	TRLEGRLI_FLTB	\$9,057,464.79	\$9,057,464.79	3.1770%

	Lodging & casinos Subtotal	\$9,057,464.79	\$9,057,464.79	3.1770%
Publishing				
iEnergizer Limited - Term Loan	IENERGZRLD_TL	\$4,894,081.36	\$4,894,081.36	1.7167%
Merrill Communications LLC - Initial Term Loan	MERILCOMN_NTL	\$10,881,932.06	\$10,881,932.06	3.8170%
Novitex Acquisition LLC - Tranche B-2 Term Loan (First Lien)	NOVITEXIN_TB2	\$9,158,790.00	\$9,158,790.00	3.2126%
Recorded Books Inc - First Lien Initial Term Loan	RECRDBKS_FLIT	\$8,742,558.14	\$8,742,558.14	3.0666%
	Publishing Subtotal	\$33,677,361.56	\$33,677,361.56	11.8127%
Radio & Television				
SESAC Holdco II LLC - First Lien Term Loan	SESACHLDCO_FL	\$9,275,061.30	\$9,275,061.30	3.2533%
	Radio & Television Subtotal	\$9,275,061.30	\$9,275,061.30	3.2533%
Retailers (except food & drug)				
Jackson Hewitt Inc - Initial Term Loan	JCKSNHEWI_ITL	\$9,310,000.00	\$9,310,000.00	3.2656%
PetSmart Inc - Tranche B-1 Loan	PETSMAINC_TLB	\$1,975,000.00	\$1,975,000.00	0.6928%
	Retailers (except food & drug) Subtotal	\$11,285,000.00	\$11,285,000.00	3.9583%
Surface transport				
Capstone Logistics Acquisition Inc - First Lien Term Loan	CAPSTONEL_TLB	\$10,727,816.75	\$10,727,816.75	3.7629%
	Surface transport Subtotal	\$10,727,816.75	\$10,727,816.75	3.7629%
Telecommunications				
Aricent Technologies - First Lien Initial Term Loan	ARCNTTCHNL_TL	\$8,797,723.72	\$8,797,723.72	3.0859%
Aricent Technologies - Second Lien Initial Term Loan	ARCNTTCHN_STL	\$3,500,000.00	\$3,500,000.00	1.2277%
Birch Communications Inc - Term Loan	BIRCHCOMM_TL	\$10,914,544.09	\$10,914,544.09	3.8284%
ConvergeOne Holdings Corporation - First Lien Initial Term Loan	CONVRG1HLD_FL	\$9,634,468.83	\$9,634,468.83	3.3794%
ConvergeOne Holdings Corporation - Second Lien Initial Term Loan	CONVRG1_SLITL	\$3,000,000.00	\$3,000,000.00	1.0523%
Global Tel Link Corp - First Lien Term Loan	GLBLTELLNK_FL	\$1,988,775.36	\$1,988,775.36	0.6976%
Global Tel Link Corp - Second Lien Term Loan	GLBLTELLNK_SL	\$2,500,000.00	\$2,500,000.00	0.8769%
Integra Telecom Holdings Inc - Second Lien Initial Loan	INTGRATLCM_SL	\$4,631,847.16	\$4,631,847.16	1.6247%
Integra Telecom Holdings Inc - Term B-1 Loan	INTEGRTEL_TB1	\$4,701,208.00	\$4,701,208.00	1.6490%
Securus Technologies Holdings Inc - Second Lien Initial Term Loan	SECURUSTCH_SL	\$4,200,000.00	\$4,200,000.00	1.4732%
US TelePacific Corp - Term Loan Advance	USTELPCFC_TLB	\$9,372,962.60	\$9,372,962.60	3.2877%
	Telecommunications Subtotal	\$63,241,529.76	\$63,241,529.76	22.1827%
	Grand Total	\$264,394,330.57	\$263,417,605.07	92.3969%

Portfolio Assets: Affiliated Issuers

Security	Security ID	Principal Balance	Moody's Region	Country	Moody's Country Rating	Sovereign	Moody's DP Rating	S&P Rating	Security Type
American Teleconferencing Services Ltd									
American Teleconferencing Services Ltd - Term Loan	PREMRGLBSV_TL	\$9,261,904.76		United States	Aaa	No	B2	B	Loan
American Teleconferencing Services Ltd Subtotal		\$9,261,904.76							
AmeriLife Group LLC									
AmeriLife Group LLC - First Lien Initial Term Loan	AMERILIFE_FL	\$9,381,250.00		United States	Aaa	No	B3	B	Loan
AmeriLife Group LLC Subtotal		\$9,381,250.00							
Amneal Pharmaceuticals LLC									
Amneal Pharmaceuticals LLC - Term Loan B	AMNEALPHAR_TL	\$2,458,580.88		United States	Aaa	No	B1	BB-	Loan
Amneal Pharmaceuticals LLC Subtotal		\$2,458,580.88							
Aricent Technologies									
Aricent Technologies - First Lien Initial Term Loan	ARCNTTCHNL_TL	\$8,797,723.72		United States	Aaa	No	B3	B-	Loan
Aricent Technologies - Second Lien Initial Term Loan	ARCNTTCHN_STL	\$3,500,000.00		United States	Aaa	No	Caa2	B-	Loan
Aricent Technologies Subtotal		\$12,297,723.72							
Birch Communications Inc									
Birch Communications Inc - Term Loan	BIRCHCOMM_TL	\$10,914,544.09		United States	Aaa	No	B3	B-	Loan
Birch Communications Inc Subtotal		\$10,914,544.09							
BMC Software Finance Inc									
BMC Software Finance Inc - Initial US Term Loan	BMCSTWRE_TL	\$4,688,888.89		United States	Aaa	No	B3	B	Loan
BMC Software Finance Inc Subtotal		\$4,688,888.89							
Capstone Logistics Acquisition Inc									
Capstone Logistics Acquisition Inc - First Lien Term Loan	CAPSTONEL_TLB	\$10,727,816.75		United States	Aaa	No	B3	B-	Loan
Capstone Logistics Acquisition Inc Subtotal		\$10,727,816.75							
ConvergeOne Holdings Corporation									
ConvergeOne Holdings Corporation - First Lien Initial Term Loan	CONVRG1HLD_FL	\$9,634,468.83		United States	Aaa	No	B3	B	Loan
ConvergeOne Holdings Corporation - Second Lien Initial Term Loan	CONVRG1_SLITL	\$3,000,000.00		United States	Aaa	No	Caa2	B	Loan
ConvergeOne Holdings Corporation Subtotal		\$12,634,468.83							
CT Technologies Intermediate Holdings Inc									
CT Technologies Intermediate Holdings Inc - Initial Term Loan	CTTHNINTHL_TL	\$1,382,500.00		United States	Aaa	No	B2	B	Loan
CT Technologies Intermediate Holdings Inc Subtotal		\$1,382,500.00							
Edmentum Inc									
Edmentum Inc - First Lien Term Loan Non-PIK	EDMNTM_FLTLNP	\$1,735,154.76		United States	Aaa	No	Ca	CCC-	Loan
Edmentum Inc - First Lien Term Loan PIK	EDMENTUM_FLPK	\$40,709.79		United States	Aaa	No	Ca	CCC-	Loan
Edmentum Inc Subtotal		\$1,775,864.55							
First American Payment Systems									
First American Payment Systems - First Lien Term Loan	1STAMPYMT_FL	\$3,035,078.49		United States	Aaa	No	B2	B	Loan
First American Payment Systems - Second Lien Term Loan	1STAMPYMT_SL	\$5,220,036.71		United States	Aaa	No	Caa1	B	Loan

	First American Payment Systems Subtotal	\$8,255,115.20							
Global Healthcare Exchange LLC									
Global Healthcare Exchange LLC - Senior Secured Initial Term Loan	GLBLHLTH_SSIT	\$8,910,280.97	United States	Aaa	No	B2	B	Loan	
	Global Healthcare Exchange LLC Subtotal	\$8,910,280.97							
Global Tel Link Corp									
Global Tel Link Corp - First Lien Term Loan	GLBLTELLNK_FL	\$1,988,775.36	United States	Aaa	No	B3	B	Loan	
Global Tel Link Corp - Second Lien Term Loan	GLBLTELLNK_SL	\$2,500,000.00	United States	Aaa	No	Caa2	B	Loan	
	Global Tel Link Corp Subtotal	\$4,488,775.36							
GlobalLogic Holdings Inc									
GlobalLogic Holdings Inc - Term Loan	GLOBALLOGC_TL	\$9,238,750.00	United States	Aaa	No	B3	B	Loan	
	GlobalLogic Holdings Inc Subtotal	\$9,238,750.00							
Help Systems Holdings Inc									
Help Systems Holdings Inc - First Lien Initial Term Loan	HELPSYSTEM_FLT	\$8,932,500.00	United States	Aaa	No	B3	B	Loan	
	Help Systems Holdings Inc Subtotal	\$8,932,500.00							
iEnergizer Limited									
iEnergizer Limited - Term Loan	IENERGZRLD_TL	\$4,894,081.36	United Kingdom		No	Caa1	B	Loan	
	iEnergizer Limited Subtotal	\$4,894,081.36							
Imagine! Print Solutions LLC									
Imagine! Print Solutions LLC - Initial Term Loan	IMAGINE_INITL	\$3,980,000.00	United States	Aaa	No	B2	B	Loan	
	Imagine! Print Solutions LLC Subtotal	\$3,980,000.00							
Integra Telecom Holdings Inc									
Integra Telecom Holdings Inc - Second Lien Initial Loan	INTGRATLCM_SL	\$4,631,847.16	United States	Aaa	No	Caa2	B+	Loan	
Integra Telecom Holdings Inc - Term B-1 Loan	INTEGRTEL_TB1	\$4,701,208.00	United States	Aaa	No	B3	B+	Loan	
	Integra Telecom Holdings Inc Subtotal	\$9,333,055.16							
Jackson Hewitt Inc									
Jackson Hewitt Inc - Initial Term Loan	JCKSNHEWL_ITL	\$9,310,000.00	United States	Aaa	No	B2	B	Loan	
	Jackson Hewitt Inc Subtotal	\$9,310,000.00							
Merrill Communications LLC									
Merrill Communications LLC - Initial Term Loan	MERILCOMN_NTL	\$10,881,932.06	United States	Aaa	No	B2	B+	Loan	
	Merrill Communications LLC Subtotal	\$10,881,932.06							
NAB Holdings LLC									
NAB Holdings LLC - Term Loan	NABHLLC_FLTL	\$9,286,302.90	United States	Aaa	No	B1	B	Loan	
	NAB Holdings LLC Subtotal	\$9,286,302.90							
Novetta Solutions LLC									
Novetta Solutions LLC - First Lien Initial Term Loan	NVSLTNLLC_FTL	\$5,657,250.00	United States	Aaa	No	Caa1	B-	Loan	
	Novetta Solutions LLC Subtotal	\$5,657,250.00							
Novitex Acquisition LLC									
Novitex Acquisition LLC - Tranche B-2 Term Loan (First Lien)	NOVITEXIN_TB2	\$9,158,790.00	United States	Aaa	No	B3	B	Loan	
	Novitex Acquisition LLC Subtotal	\$9,158,790.00							
PetSmart Inc									
PetSmart Inc - Tranche B-1 Loan	PETSMAINC_TLB	\$1,975,000.00	United States	Aaa	No	B1	B+	Loan	

	PetSmart Inc Subtotal	\$1,975,000.00							
PGX Holdings Inc									
PGX Holdings Inc - First Lien Term B Loan	PGXHLDNG_FL	\$8,658,571.43	United States	Aaa	No	B2	B	Loan	
	PGX Holdings Inc Subtotal	\$8,658,571.43							
Recorded Books Inc									
Recorded Books Inc - First Lien Initial Term Loan	RECRDBKS_FLIT	\$8,742,558.14	United States	Aaa	No	***	***	Loan	
	Recorded Books Inc Subtotal	\$8,742,558.14							
Securus Technologies Holdings Inc									
Securus Technologies Holdings Inc - Second Lien Initial Term Loan	SECURUSTCH_SL	\$4,200,000.00	United States	Aaa	No	Caa2	B	Loan	
	Securus Technologies Holdings Inc Subtotal	\$4,200,000.00							
SESAC Holdco II LLC									
SESAC Holdco II LLC - First Lien Term Loan	SESACHLDCO_FL	\$9,275,061.30	United States	Aaa	No	B3	B	Loan	
	SESAC Holdco II LLC Subtotal	\$9,275,061.30							
SourceHOV LLC									
SourceHOV LLC - First Lien Term B Loan	SOURCEHOV_TL	\$6,984,375.00	United States	Aaa	No	Caa1	CCC+	Loan	
SourceHOV LLC - Second Lien Term Loan	SRCEHOVLLC_SL	\$5,000,000.00	United States	Aaa	No	Caa3	CCC+	Loan	
	SourceHOV LLC Subtotal	\$11,984,375.00							
Stratose Intermediate Holdings II LLC									
Stratose Intermediate Holdings II LLC - Term Loan	STRATOSE_FTL	\$4,962,500.05	United States	Aaa	No	***	B	Loan	
	Stratose Intermediate Holdings II LLC Subtotal	\$4,962,500.05							
Stratus Technologies Inc									
Stratus Technologies Inc - Initial Term Loan	STRATSTCH_ITL	\$8,112,500.00	United States	Aaa	No	B2	B+	Loan	
	Stratus Technologies Inc Subtotal	\$8,112,500.00							
Total Merchant Services Inc									
Total Merchant Services Inc - Term Loan	TOTALMERCE_TL	\$9,333,750.00	United States	Aaa	No	B2	B	Loan	
	Total Merchant Services Inc Subtotal	\$9,333,750.00							
Travel Leaders Group LLC									
Travel Leaders Group LLC - Tranche B Term Loan	TRLEGRLL_FLTB	\$9,057,464.79	United States	Aaa	No	B2	B+	Loan	
	Travel Leaders Group LLC Subtotal	\$9,057,464.79							
UniTek Global Services Inc									
UniTek Global Services Inc - Common Stock	91324T997	\$0.00	United States	Aaa	No			Equity	
UniTek Global Services Inc - Holdco Subordinated Note Non-PIK	UNITEKGS_I_HSN	\$142,822.00	United States	Aaa	No	B3	***	Loan	
UniTek Global Services Inc - Holdco Subordinated Note PIK	UNITKGS_HSNPK	\$0.00	United States	Aaa	No	***	***	Loan	
UniTek Global Services Inc - Second Out Tranche Advance	UNTKGLBL_SOTA	\$726,389.80	United States	Aaa	No	***	***	Loan	
UniTek Global Services Inc - Series A Preferred Stock	91324T989	\$0.00	United States	Aaa	No			Equity	
	UniTek Global Services Inc Subtotal	\$869,211.80							
US TelePacific Corp									
US TelePacific Corp - Term Loan Advance	USTELPCFC_TLB	\$9,372,962.60	United States	Aaa	No	B3	B	Loan	
	US TelePacific Corp Subtotal	\$9,372,962.60							
	Grand Total	\$264,394,330.57							

Portfolio Assets: Country Information

Region	Moody Country Rating	S&P Country Rating	Security	Asset Type	Security ID	Sovereign	Country Group	Principal Balance	% of APB
United Kingdom									
			iEnergizer Limited - Term Loan	Loan	IENERGZRLD_TL	No	Group I	\$4,894,081.36	1.8511%
United Kingdom Subtotal								\$4,894,081.36	1.8511%
United States									
Aaa	AA+		American Teleconferencing Services Ltd - Term Loan	Loan	PREMRGLBSV_TL	No		\$9,261,904.76	3.5031%
Aaa	AA+		AmeriLife Group LLC - First Lien Initial Term Loan	Loan	AMERILIFE_FL	No		\$9,381,250.00	3.5482%
Aaa	AA+		Amneal Pharmaceuticals LLC - Term Loan B	Loan	AMNEALPHAR_TL	No		\$2,458,580.88	0.9299%
Aaa	AA+		Aricent Technologies - First Lien Initial Term Loan	Loan	ARCNTTCHNL_TL	No		\$8,797,723.72	3.3275%
Aaa	AA+		Aricent Technologies - Second Lien Initial Term Loan	Loan	ARCNTTCHN_STL	No		\$3,500,000.00	1.3238%
Aaa	AA+		Birch Communications Inc - Term Loan	Loan	BIRCHCOMM_TL	No		\$10,914,544.09	4.1281%
Aaa	AA+		BMC Software Finance Inc - Initial US Term Loan	Loan	BMCSTFWRE_TL	No		\$4,688,888.89	1.7734%
Aaa	AA+		Capstone Logistics Acquisition Inc - First Lien Term Loan	Loan	CAPSTONEL_TLB	No		\$10,727,816.75	4.0575%
Aaa	AA+		ConvergeOne Holdings Corporation - First Lien Initial Term Loan	Loan	CONVRG1HLD_FL	No		\$9,634,468.83	3.6440%
Aaa	AA+		ConvergeOne Holdings Corporation - Second Lien Initial Term Loan	Loan	CONVRG1_SLITL	No		\$3,000,000.00	1.1347%
Aaa	AA+		CT Technologies Intermediate Holdings Inc - Initial Term Loan	Loan	CTTHNINHL_TL	No		\$1,382,500.00	0.5229%
Aaa	AA+		Edmentum Inc - First Lien Term Loan Non-PIK	Loan	EDMNTM_FLTLNP	No		\$1,735,154.76	0.6563%
Aaa	AA+		Edmentum Inc - First Lien Term Loan PIK	Loan	EDMENTUM_FLPK	No		\$40,709.79	0.0154%
Aaa	AA+		First American Payment Systems - First Lien Term Loan	Loan	1STAMRPYMT_FL	No		\$3,035,078.49	1.1479%
Aaa	AA+		First American Payment Systems - Second Lien Term Loan	Loan	1STAMRPYMT_SL	No		\$5,220,036.71	1.9743%
Aaa	AA+		Global Healthcare Exchange LLC - Senior Secured Initial Term Loan	Loan	GLBLHLTH_SSIT	No		\$8,910,280.97	3.3701%
Aaa	AA+		Global Tel Link Corp - First Lien Term Loan	Loan	GLBLTELLNK_FL	No		\$1,988,775.36	0.7522%
Aaa	AA+		Global Tel Link Corp - Second Lien Term Loan	Loan	GLBLTELLNK_SL	No		\$2,500,000.00	0.9456%
Aaa	AA+		GlobalLogic Holdings Inc - Term Loan	Loan	GLOBALLOGC_TL	No		\$9,238,750.00	3.4943%
Aaa	AA+		Help Systems Holdings Inc - First Lien Initial Term Loan	Loan	HELPSYSTM_FLT	No		\$8,932,500.00	3.3785%
Aaa	AA+		Imagine! Print Solutions LLC - Initial Term Loan	Loan	IMAGINE_INITL	No		\$3,980,000.00	1.5053%
Aaa	AA+		Integra Telecom Holdings Inc - Second Lien Initial Loan	Loan	INTEGRATLCLM_SL	No		\$4,631,847.16	1.7519%
Aaa	AA+		Integra Telecom Holdings Inc - Term B-1 Loan	Loan	INTEGRTEL_TB1	No		\$4,701,208.00	1.7781%
Aaa	AA+		Jackson Hewitt Inc - Initial Term Loan	Loan	JCKSNHEWI_ITL	No		\$9,310,000.00	3.5213%
Aaa	AA+		Merrill Communications LLC - Initial Term Loan	Loan	MERILCOMN_NTL	No		\$10,881,932.06	4.1158%
Aaa	AA+		NAB Holdings LLC - Term Loan	Loan	NABHLLC_FLTL	No		\$9,286,302.90	3.5123%
Aaa	AA+		Novetta Solutions LLC - First Lien Initial Term Loan	Loan	NVSLTNLLC_FTL	No		\$5,657,250.00	2.1397%
Aaa	AA+		Novitex Acquisition LLC - Tranche B-2 Term Loan (First Lien)	Loan	NOVITEXIN_TB2	No		\$9,158,790.00	3.4641%
Aaa	AA+		PetSmart Inc - Tranche B-1 Loan	Loan	PETSMAINC_TLB	No		\$1,975,000.00	0.7470%
Aaa	AA+		PGX Holdings Inc - First Lien Term B Loan	Loan	PGXHLDNG_FL	No		\$8,658,571.43	3.2749%
Aaa	AA+		Recorded Books Inc - First Lien Initial Term Loan	Loan	RECRDBKS_FLIT	No		\$8,742,558.14	3.3066%
Aaa	AA+		Securus Technologies Holdings Inc - Second Lien Initial Term Loan	Loan	SECURUSTCH_SL	No		\$4,200,000.00	1.5885%
Aaa	AA+		SESAC Holdco II LLC - First Lien Term Loan	Loan	SESACHLDCO_FL	No		\$9,275,061.30	3.5080%
Aaa	AA+		SourceHOV LLC - First Lien Term B Loan	Loan	SOURCEHOV_TL	No		\$6,984,375.00	2.6417%
Aaa	AA+		SourceHOV LLC - Second Lien Term Loan	Loan	SRCEHOVLLC_SL	No		\$5,000,000.00	1.8911%
Aaa	AA+		Stratose Intermediate Holdings II LLC - Term Loan	Loan	STRATOSE_FTL	No		\$4,962,500.05	1.8769%
Aaa	AA+		Stratus Technologies Inc - Initial Term Loan	Loan	STRATSTCH_ITL	No		\$8,112,500.00	3.0683%
Aaa	AA+		Total Merchant Services Inc - Term Loan	Loan	TOTALMERCE_TL	No		\$9,333,750.00	3.5302%
Aaa	AA+		Travel Leaders Group LLC - Tranche B Term Loan	Loan	TRLEGRLL_FLTB	No		\$9,057,464.79	3.4257%
Aaa	AA+		UniTek Global Services Inc - Common Stock	Equity	91324T997	No		\$0.00	0.0000%
Aaa	AA+		UniTek Global Services Inc - Holdco Subordinated Note Non-PIK	Loan	UNITEKGSI_HSN	No		\$142,822.00	0.0540%
Aaa	AA+		UniTek Global Services Inc - Holdco Subordinated Note PIK	Loan	UNITEKGS_HSNPK	No		\$0.00	0.0000%
Aaa	AA+		UniTek Global Services Inc - Second Out Tranche Advance	Loan	UNTKGLBL_SOTA	No		\$726,389.80	0.2747%
Aaa	AA+		UniTek Global Services Inc - Series A Preferred Stock	Equity	91324T989	No		\$0.00	0.0000%

Region	Moody Country Rating	S&P Country Rating	Security	Asset Type	Security ID	Sovereign	Country Group	Principal Balance	% of APB
	Aaa	AA+	US TelePacific Corp - Term Loan Advance	Loan	USTELPCFC_TLB	No		\$9,372,962.60	3.5451%
							United States Subtotal	\$259,500,249.21	98.1489%
							Grand Total	\$264,394,330.57	100.0000%

Portfolio Assets: Discretionary Reason For Sale

Report Summary

**Discretionary Sale
Denominator**

\$316,621,922.58

Report Total

\$12,518,664.93

% of DSD

3.95%

Requirement

<= 20.00%

PASS

Issuer	Asset	Reason For Sale	Sale Date	Trade Amount
ABB Con-Cise Optical Group LLC	Retired - Term Loan	Discretionary	08-Jan-2013	\$1,500,000.00
CHS/Community Health Systems Inc	Retired Extended Term Loan	Discretionary	04-Apr-2013	\$5,000,000.00
Infor (US) Inc	Retired - Tranche B-2 Term Loan	Discretionary	11-Jul-2013	\$2,708,978.75
Orbitz Worldwide Inc	Retired - Tranche C Term Loan	Discretionary	09-Apr-2013	\$533,333.33
Rovi Solutions Corporation	Tranche B-3 Loan	Discretionary	18-Apr-2013	\$2,776,352.85
Grand Total				\$12,518,664.93

Portfolio Assets: Moody's Rating via RiskCalc Application

As of Date	04-Oct-2016
Reinvestment End Date	25-Aug-2016
Collateral Principal Amount	\$285,093,591.80
20% of Collateral Principal Amount	\$57,018,718.36
Collateral Obligations with a Moody's Rating previously determined by Moody's RiskCalc	\$0.00
Collateral Obligations with a Moody's Rating determined by Moody's RiskCalc	\$0.00
Requirement	\$57,018,718.36
Result	PASS

No records matched the report criteria or there is no data available.

Portfolio Assets: S&P Rating Information

Security	Asset Type	Security Level	SP Rating Source	DIP Obligation	Current Pay Obligation	Distressed Exchange Offer	Principal Balance	Type	SP Security Rating	SP Corporate Rating	Rating Estimate - SP	S&P Rating BF CW	Credit Watch	S&P Rating AF CW
American Teleconferencing Services Ltd - Term Loan	Loan	Senior Secured	Issuer Credit Rating	No	No	No	\$9,261,904.76		B	B		B		B
AmeriLife Group LLC - First Lien Initial Term Loan	Loan	Senior Secured	Issuer Credit Rating	No	No	No	\$9,381,250.00		B+	B		B		B
Amneal Pharmaceuticals LLC - Term Loan B	Loan	Senior Secured	Issuer Credit Rating	No	No	No	\$2,458,580.88		BB-	BB-		BB-		BB-
Aricent Technologies - First Lien Initial Term Loan	Loan	Senior Secured	Issuer Credit Rating	No	No	No	\$8,797,723.72		B-	B-	B	B-		B-
Aricent Technologies - Second Lien Initial Term Loan	Loan	Second Lien	Issuer Credit Rating	No	No	No	\$3,500,000.00		CCC	B-		B-		B-
Birch Communications Inc - Term Loan	Loan	Senior Secured	Issuer Credit Rating	No	No	No	\$10,914,544.09		B	B		B	NEG	B-
BMC Software Finance Inc - Initial US Term Loan	Loan	Senior Secured	Issuer Credit Rating	No	No	No	\$4,688,888.89		B	B		B	OFF	B
Capstone Logistics Acquisition Inc - First Lien Term Loan	Loan	Senior Secured	Issuer Credit Rating	No	No	No	\$10,727,816.75		B-	B-		B-		B-
ConvergeOne Holdings Corporation - First Lien Initial Term Loan	Loan	Senior Secured	Issuer Credit Rating	No	No	No	\$9,634,468.83		B	B	B	B		B
ConvergeOne Holdings Corporation - Second Lien Initial Term Loan	Loan	Second Lien	Issuer Credit Rating	No	No	No	\$3,000,000.00		CCC+	B		B		B
CT Technologies Intermediate Holdings Inc - Initial Term Loan	Loan	Senior Secured	Issuer Credit Rating	No	No	No	\$1,382,500.00		B	B		B		B
Edmentum Inc - First Lien Term Loan Non-PIK	Loan	Senior Secured	Rating Estimate	No	No	No	\$1,735,154.76		NR		CCC-	CCC-		CCC-
Edmentum Inc - First Lien Term Loan PIK	Loan	Senior Secured	Rating Estimate	No	No	No	\$40,709.79				CCC-	CCC-		CCC-
First American Payment Systems - First Lien Term Loan	Loan	Senior Secured	Issuer Credit Rating	No	No	No	\$3,035,078.49		B+	B	B+	B		B
First American Payment Systems - Second Lien Term Loan	Loan	Second Lien	Issuer Credit Rating	No	No	No	\$5,220,036.71		CCC+	B	CCC+	B		B
Global Healthcare Exchange LLC - Senior Secured Initial Term Loan	Loan	Senior Secured	Issuer Credit Rating	No	No	No	\$8,910,280.97		B	B		B		B
Global Tel Link Corp - First Lien Term Loan	Loan	Senior Secured	Issuer Credit Rating	No	No	No	\$1,988,775.36		B	B		B		B
Global Tel Link Corp - Second Lien Term Loan	Loan	Second Lien	Issuer Credit Rating	No	No	No	\$2,500,000.00		CCC+	B		B		B
GlobalLogic Holdings Inc - Term Loan	Loan	Senior Secured	Issuer Credit Rating	No	No	No	\$9,238,750.00		B+	B	B	B		B
Help Systems Holdings Inc - First Lien Initial Term Loan	Loan	Senior Secured	Issuer Credit Rating	No	No	No	\$8,932,500.00		B	B		B		B
iEnergizer Limited - Term Loan	Loan	Senior Secured	Issuer Credit Rating	No	No	No	\$4,894,081.36		B	B		B		B
Imagine! Print Solutions LLC - Initial Term Loan	Loan	Senior Secured	Issuer Credit Rating	No	No	No	\$3,980,000.00		B	B		B		B
Integra Telecom Holdings Inc - Second Lien Initial Loan	Loan	Second Lien	Issuer Credit Rating	No	No	No	\$4,631,847.16		B-	B+		B+	NM	B+
Integra Telecom Holdings Inc - Term B-1 Loan	Loan	Senior Secured	Issuer Credit Rating	No	No	No	\$4,701,208.00		B+	B+		B+	NM	B+
Jackson Hewitt Inc - Initial Term Loan	Loan	Senior Secured	Issuer Credit Rating	No	No	No	\$9,310,000.00		B	B		B		B
Merrill Communications LLC - Initial Term Loan	Loan	Senior Secured	Issuer Credit Rating	No	No	No	\$10,881,932.06		BB-	B+		B+	NM	B+
NAB Holdings LLC - Term Loan	Loan	Senior Secured	Issuer Credit Rating	No	No	No	\$9,286,302.90		B+	B+		B+	NEG	B
Novetta Solutions LLC - First Lien Initial Term Loan	Loan	Senior Secured	Issuer Credit Rating	No	No	No	\$6,657,250.00		B-	B-		B-		B-
Novitex Acquisition LLC - Tranche B-2 Term Loan (First Lien)	Loan	Senior Secured	Issuer Credit Rating	No	No	No	\$9,158,790.00		B	B		B		B
PetSmart Inc - Tranche B-1 Loan	Loan	Senior Secured	Issuer Credit Rating	No	No	No	\$1,975,000.00		BB-	B+		B+		B+
PGX Holdings Inc - First Lien Term B Loan	Loan	Senior Secured	Issuer Credit Rating	No	No	No	\$8,658,571.43		B+	B		B		B
Recorded Books Inc - First Lien Initial Term Loan	Loan	Senior Secured	Rating Estimate	No	No	No	\$8,742,558.14	Per Clause (iii)(b)	***	***	***	***		***
Securus Technologies Holdings Inc - Second Lien Initial Term Loan	Loan	Second Lien	Issuer Credit Rating	No	No	No	\$4,200,000.00			B		B	OFF	B
SESAC Holdco II LLC - First Lien Term Loan	Loan	Senior Secured	Issuer Credit Rating	No	No	No	\$9,275,061.30		B+	B	B	B		B
SourceHOV LLC - First Lien Term B Loan	Loan	Senior Secured	Issuer Credit Rating	No	No	No	\$6,984,375.00		CCC+	CCC+		CCC+	OFF	CCC+
SourceHOV LLC - Second Lien Term Loan	Loan	Second Lien	Issuer Credit Rating	No	No	No	\$5,000,000.00		CCC-	CCC+		CCC+	OFF	CCC+
Stratose Intermediate Holdings II LLC - Term Loan	Loan	Senior Secured	Rating Estimate	No	No	No	\$4,962,500.05		***		B	B		B
Stratus Technologies Inc - Initial Term Loan	Loan	Senior Secured	Issuer Credit Rating	No	No	No	\$8,112,500.00		B+	B+		B+	OFF	B+
Total Merchant Services Inc - Term Loan	Loan	Senior Secured	Issuer Credit Rating	No	No	No	\$9,333,750.00		B+	B		B		B
Travel Leaders Group LLC - Tranche B Term Loan	Loan	Senior Secured	Issuer Credit Rating	No	No	No	\$9,057,464.79		B+	B+		B+		B+
UniTek Global Services Inc - Holdco Subordinated Note Non-PIK	Loan	Subordinated	Rating Estimate	No	No	No	\$142,822.00	Per Clause (iii)(b)	***	***	***	***		***
UniTek Global Services Inc - Holdco Subordinated Note PIK	Loan	Senior Secured	Rating Estimate	No	No	No	\$0.00	Per Clause (iii)(b)	***	***	***	***		***
UniTek Global Services Inc - Second Out Tranche Advance	Loan	Second Lien	Rating Estimate	No	No	No	\$726,389.80	Per Clause (iii)(b)	***	***	***	***		***
US TelePacific Corp - Term Loan Advance	Loan	Senior Secured	Issuer Credit Rating	No	No	No	\$9,372,962.60		B	B		B	NM	B
Grand Total							\$264,394,330.57							

Portfolio Assets: Weighted Average Rating Factor

Weighted Average Moody's Rating Factor

3615

Security	Security ID	Principal Balance	Moody's DP Rating	Rating Factor	Weight
American Teleconferencing Services Ltd - Term Loan	PREMRGLBSV_TL	\$9,261,904.76	B2	2,720.00	\$25,192,380,947.20
AmeriLife Group LLC - First Lien Initial Term Loan	AMERILIFE_FL	\$9,381,250.00	B3	3,490.00	\$32,740,562,500.00
Amneal Pharmaceuticals LLC - Term Loan B	AMNEALPHAR_TL	\$2,458,580.88	B1	2,220.00	\$5,458,049,553.60
Aricent Technologies - First Lien Initial Term Loan	ARCNTTCHNL_TL	\$8,797,723.72	B3	3,490.00	\$30,704,055,782.80
Aricent Technologies - Second Lien Initial Term Loan	ARCNTTCHN_STL	\$3,500,000.00	Caa2	6,500.00	\$22,750,000,000.00
Birch Communications Inc - Term Loan	BIRCHCOMM_TL	\$10,914,544.09	B3	3,490.00	\$38,091,758,874.10
BMC Software Finance Inc - Initial US Term Loan	BMCSFTWRE_TL	\$4,688,888.89	B3	3,490.00	\$16,364,222,226.10
Capstone Logistics Acquisition Inc - First Lien Term Loan	CAPSTONEL_TLB	\$10,727,816.75	B3	3,490.00	\$37,440,080,457.50
ConvergeOne Holdings Corporation - First Lien Initial Term Loan	CONVRG1HLD_FL	\$9,634,468.83	B3	3,490.00	\$33,624,296,216.70
ConvergeOne Holdings Corporation - Second Lien Initial Term Loan	CONVRG1_SLITL	\$3,000,000.00	Caa2	6,500.00	\$19,500,000,000.00
CT Technologies Intermediate Holdings Inc - Initial Term Loan	CTTHNINTHL_TL	\$1,382,500.00	B2	2,720.00	\$3,760,400,000.00
Edmentum Inc - First Lien Term Loan Non-PIK	EDMNTM_FLTLNP	\$1,735,154.76	Ca	10,000.00	\$17,351,547,600.00
Edmentum Inc - First Lien Term Loan PIK	EDMNTUM_FLPK	\$40,709.79	Ca	10,000.00	\$407,097,900.00
First American Payment Systems - First Lien Term Loan	1STAMRPYMT_FL	\$3,035,078.49	B2	2,720.00	\$8,255,413,492.80
First American Payment Systems - Second Lien Term Loan	1STAMRPYMT_SL	\$5,220,036.71	Caa1	4,770.00	\$24,899,575,106.70
Global Healthcare Exchange LLC - Senior Secured Initial Term Loan	GLBLHLTH_SSIT	\$8,910,280.97	B2	2,720.00	\$24,235,964,238.40
Global Tel Link Corp - First Lien Term Loan	GLBLTELLNK_FL	\$1,988,775.36	B3	3,490.00	\$6,940,826,006.40
Global Tel Link Corp - Second Lien Term Loan	GLBLTELLNK_SL	\$2,500,000.00	Caa2	6,500.00	\$16,250,000,000.00
GlobalLogic Holdings Inc - Term Loan	GLOBALLOGC_TL	\$9,238,750.00	B3	3,490.00	\$32,243,237,500.00
Help Systems Holdings Inc - First Lien Initial Term Loan	HELPSYSTEM_FLT	\$8,932,500.00	B3	3,490.00	\$31,174,425,000.00
iEnergizer Limited - Term Loan	IENERGZRDL_TL	\$4,894,081.36	Caa1	4,770.00	\$23,344,768,087.20
Imagine! Print Solutions LLC - Initial Term Loan	IMAGINE_INITL	\$3,980,000.00	B2	2,720.00	\$10,825,600,000.00
Integra Telecom Holdings Inc - Second Lien Initial Loan	INTGRATLCLM_SL	\$4,631,847.16	Caa2	6,500.00	\$30,107,006,540.00
Integra Telecom Holdings Inc - Term B-1 Loan	INTEGRTEL_TB1	\$4,701,208.00	B3	3,490.00	\$16,407,215,920.00
Jackson Hewitt Inc - Initial Term Loan	JCKSNHEWI_ITL	\$9,310,000.00	B2	2,720.00	\$25,323,200,000.00
Merrill Communications LLC - Initial Term Loan	MERILCOMM_NTL	\$10,881,932.06	B2	2,720.00	\$29,598,855,203.20
NAB Holdings LLC - Term Loan	NABHLLC_FLTL	\$9,286,302.90	B1	2,220.00	\$20,615,592,438.00
Novetta Solutions LLC - First Lien Initial Term Loan	NVSLTNLLC_FTL	\$5,657,250.00	Caa1	4,770.00	\$26,985,082,500.00
Novitex Acquisition LLC - Tranche B-2 Term Loan (First Lien)	NOVITEXIN_TB2	\$9,158,790.00	B3	3,490.00	\$31,964,177,100.00
PetSmart Inc - Tranche B-1 Loan	PETSMAINC_TLB	\$1,975,000.00	B1	2,220.00	\$4,384,500,000.00
PGX Holdings Inc - First Lien Term B Loan	PGXHLDNG_FL	\$8,658,571.43	B2	2,720.00	\$23,551,314,289.60
Recorded Books Inc - First Lien Initial Term Loan	RECRDBKS_FLIT	\$8,742,558.14	***	***	***
Securus Technologies Holdings Inc - Second Lien Initial Term Loan	SECURUSTCH_SL	\$4,200,000.00	Caa2	6,500.00	\$27,300,000,000.00
SESAC Holdco II LLC - First Lien Term Loan	SESACHLDCO_FL	\$9,275,061.30	B3	3,490.00	\$32,369,963,937.00
SourceHOV LLC - First Lien Term B Loan	SOURCEHOV_TL	\$6,984,375.00	Caa1	4,770.00	\$33,315,468,750.00
SourceHOV LLC - Second Lien Term Loan	SRCEHOVLLC_SL	\$5,000,000.00	Caa3	8,070.00	\$40,350,000,000.00
Stratose Intermediate Holdings II LLC - Term Loan	STRATOSE_FTL	\$4,962,500.05	***	***	***
Stratus Technologies Inc - Initial Term Loan	STRATSTCH_ITL	\$8,112,500.00	B2	2,720.00	\$22,066,000,000.00
Total Merchant Services Inc - Term Loan	TOTALMERCER_TL	\$9,333,750.00	B2	2,720.00	\$25,387,800,000.00
Travel Leaders Group LLC - Tranche B Term Loan	TRLEGRLL_FLTB	\$9,057,464.79	B2	2,720.00	\$24,636,304,228.80
UniTek Global Services Inc - Holdco Subordinated Note Non-PIK	UNITKGSI_HSN	\$142,822.00	B3	3,490.00	\$498,448,780.00
UniTek Global Services Inc - Holdco Subordinated Note PIK	UNITKGS_HSNPK	\$0.00	***	***	***
UniTek Global Services Inc - Second Out Tranche Advance	UNTKGLBL_SOTA	\$726,389.80	***	***	***
US TelePacific Corp - Term Loan Advance	USTELPCFC_TLB	\$9,372,962.60	B3	3,490.00	\$32,711,639,474.00
Grand Total		\$264,394,330.57			\$955,671,459,096.70

Portfolio Assets: Section 5.1 (g)

Collateral		
Aggregate Principal Balance of Collateral Obligations (Excluding Defaults)	\$262,618,466.03	
Plus:		
Principal Proceeds	\$20,699,261.23	
Collateral Principal Amount		\$283,317,727.25
Plus:		
Market Value of Defaulted Obligations	\$1,278,622.48	
Numerator		\$284,596,349.73
Aggregate Outstanding Amount Class A-1 Notes		\$140,000,000.00
Outcome:		203.3%
Requirement		>= 100.0%

Moody's Counterparty Criteria: Aggregate Participation Interest with Selling Institutions Rated <= Aaa

Report Summary

Collateral Principal
Amount Excl Def

\$283,317,727.25

Report Total

\$0.00

% of CPADef

0.0%

Requirement

<= 20.0%

PASS

No records matched the report criteria or there is no data available.

Moody's Counterparty Criteria: Aggregate Participation Interest with Selling Institutions Rated <= Aa1

Report Summary

Collateral Principal
Amount Excl Def

\$283,317,727.25

Report Total

\$0.00

% of CPADef

0.0%

Requirement

<= 20.0%

PASS

No records matched the report criteria or there is no data available.

Moody's Counterparty Criteria: Aggregate Participation Interest with Selling Institutions Rated <= Aa2

Report Summary	Collateral Principal Amount Excl Def	Report Total	% of CPADef	Requirement	
	\$283,317,727.25	\$0.00	0.0%	<= 20.0%	PASS

No records matched the report criteria or there is no data available.

Moody's Counterparty Criteria: Aggregate Participation Interest with Selling Institutions Rated <= Aa3

Report Summary	Collateral Principal Amount Excl Def	Report Total	% of CPADef	Requirement	
	\$283,317,727.25	\$0.00	0.0%	<= 20.0%	PASS

No records matched the report criteria or there is no data available.

Moody's Counterparty Criteria: Aggregate Participation Interest with Selling Institutions Rated <= A1 and P1

Report Summary	Collateral Principal Amount Excl Def	Report Total	% of CPADef	Requirement	
	\$283,317,727.25	\$0.00	0.0%	<= 12.5%	PASS

No records matched the report criteria or there is no data available.

Moody's Counterparty Criteria: Aggregate Participation Interest with Selling Institutions Rated <= A2

Report Summary	Collateral Principal Amount Excl Def	Report Total	% of CPADef	Requirement	
	\$283,317,727.25	\$0.00	0.0%	<= 0.0%	PASS

No records matched the report criteria or there is no data available.

Moody's Counterparty Criteria: Aggregate Participation Interest with Selling Institutions Rated <= A2 and P1

Report Summary	Collateral Principal Amount Excl Def	Report Total	% of CPADef	Requirement	
	\$283,317,727.25	\$0.00	0.0%	<= 7.5%	PASS

No records matched the report criteria or there is no data available.

Moody's Counterparty Criteria: Individual Participation Interest with Selling Institutions Rated <= Aaa

Report Summary	Collateral Principal Amount Excl Def	Report Total	% of CPADef	Requirement	
	\$283,317,727.25	\$0.00	0.0%	<= 20.0%	PASS

No records matched the report criteria or there is no data available.

Moody's Counterparty Criteria: Individual Participation Interest with Selling Institutions Rated <= Aa1

Report Summary

Collateral Principal
Amount Excl Def

\$283,317,727.25

Report Total

\$0.00

% of CPADef

0.0%

Requirement

<= 20.0%

PASS

No records matched the report criteria or there is no data available.

Moody's Counterparty Criteria: Individual Participation Interest with Selling Institutions Rated <= Aa2

Report Summary

Collateral Principal
Amount Excl Def

\$283,317,727.25

Report Total

\$0.00

% of CPADef

0.0%

Requirement

<= 20.0%

PASS

No records matched the report criteria or there is no data available.

Moody's Counterparty Criteria: Individual Participation Interest with Selling Institutions Rated <= Aa3

Report Summary

Collateral Principal
Amount Excl Def

\$283,317,727.25

Report Total

\$0.00

% of CPADef

0.0%

Requirement

<= 15.0%

PASS

No records matched the report criteria or there is no data available.

Moody's Counterparty Criteria: Individual Participation Interest with Selling Institutions Rated <= A1 and P1

Report Summary	Collateral Principal Amount Excl Def	Report Total	% of CPADef	Requirement	
	\$283,317,727.25	\$0.00	0.0%	<= 10.0%	PASS

No records matched the report criteria or there is no data available.

Moody's Counterparty Criteria: Individual Participation Interest with Selling Institutions Rated <= A2

Report Summary	Collateral Principal Amount Excl Def	Report Total	% of CPADef	Requirement	
	\$283,317,727.25	\$0.00	0.0%	<= 0.0%	PASS

No records matched the report criteria or there is no data available.

Moody's Counterparty Criteria: Individual Participation Interest with Selling Institutions Rated <= A2 and P1

Report Summary	Collateral Principal Amount Excl Def	Report Total	% of CPADef	Requirement	
	\$283,317,727.25	\$0.00	0.0%	<= 5.0%	PASS

No records matched the report criteria or there is no data available.

Portfolio Assets: Cashflow Summary

Security	Transaction Type	Security ID	Transaction Date	Transaction Amount	Account Balance
TICC CLO 2012-1 LLC - Custodial Account					
	Beginning Balance		03-Sep-2016	\$0.00	\$0.00
				\$0.00	
TICC CLO 2012-1 LLC - Custodial Account Subtotal					
TICC CLO 2012-1 LLC - Expense Reserve Account					
	Beginning Balance		03-Sep-2016	\$0.00	\$0.00
				\$0.00	
TICC CLO 2012-1 LLC - Expense Reserve Account Subtotal					
TICC CLO 2012-1 LLC - Interest Collection Account					
	Beginning Balance		03-Sep-2016	\$710,736.65	\$710,736.65
First American Payment Systems - First Lien Term Loan	LIBOR Interest	1STAMRPYMT_FL	06-Sep-2016	\$15,526.38	\$726,263.04
First American Payment Systems - First Lien Term Loan	LIBOR Interest	1STAMRPYMT_FL	06-Sep-2016	\$955.78	\$727,218.81
First American Payment Systems - Second Lien Term Loan	LIBOR Interest	1STAMRPYMT_SL	06-Sep-2016	\$52,997.87	\$780,216.69
PGX Holdings Inc - First Lien Term B Loan	LIBOR Interest	PGXHL DNG_FL	07-Sep-2016	\$379.34	\$780,596.03
American Teleconferencing Services Ltd - Term Loan	LIBOR Interest	PREMRGLBSV_TL	08-Sep-2016	\$177,847.22	\$958,443.25
American Teleconferencing Services Ltd - Term Loan	Process Payable	PREMRGLBSV_TL	08-Sep-2016	(\$24.80)	\$958,418.45
AmeriLife Group LLC - First Lien Initial Term Loan	LIBOR Interest	AMERILIFE_FL	12-Sep-2016	\$48,070.00	\$1,006,488.45
Aricent Technologies - First Lien Initial Term Loan	LIBOR Interest	ARCNTTCHNL_TL	14-Sep-2016	\$19,636.32	\$1,026,124.77
PetSmart Inc - Tranche B-1 Loan	LIBOR Interest	PETSM AINC_TLB	14-Sep-2016	\$21,450.69	\$1,047,575.47
SESAC Holdco II LLC - First Lien Term Loan	LIBOR Interest	SESACHLDCO_FL	19-Sep-2016	\$123,445.06	\$1,171,020.52
Capstone Logistics Acquisition Inc - First Lien Term Loan	LIBOR Interest	CAPSTONE1_TLB	26-Sep-2016	\$52,447.10	\$1,223,467.63
Amneal Pharmaceuticals LLC - Term Loan B	LIBOR Interest	AMNEALPHAR_TL	27-Sep-2016	\$28,333.00	\$1,251,800.63
American Teleconferencing Services Ltd - Term Loan	LIBOR Interest	PREMRGLBSV_TL	30-Sep-2016	\$545.63	\$1,252,346.26
AmeriLife Group LLC - First Lien Initial Term Loan	LIBOR Interest	AMERILIFE_FL	30-Sep-2016	\$27,039.38	\$1,279,385.64
Amneal Pharmaceuticals LLC - Term Loan B	PRIME Interest	AMNEALPHAR_TL	30-Sep-2016	\$19.48	\$1,279,405.12
Aricent Technologies - First Lien Initial Term Loan	LIBOR Interest	ARCNTTCHNL_TL	30-Sep-2016	\$10.94	\$1,279,416.06
Aricent Technologies - First Lien Initial Term Loan	LIBOR Interest	ARCNTTCHNL_TL	30-Sep-2016	\$194.01	\$1,279,610.07
Aricent Technologies - First Lien Initial Term Loan	LIBOR Interest	ARCNTTCHNL_TL	30-Sep-2016	\$62.72	\$1,279,672.79
BMC Software Finance Inc - Initial US Term Loan	LIBOR Interest	BMC SFTWRE_TL	30-Sep-2016	\$60,073.30	\$1,339,746.09
ConvergeOne Holdings Corporation - First Lien Initial Term Loan	LIBOR Interest	CONVRG1HLD_FL	30-Sep-2016	\$148,106.34	\$1,487,852.44
ConvergeOne Holdings Corporation - Second Lien Initial Term Loan	LIBOR Interest	CONVRG1_SLITL	30-Sep-2016	\$69,000.00	\$1,556,852.44
CT Technologies Intermediate Holdings Inc - Initial Term Loan	LIBOR Interest	CTTHNINTH_TL	30-Sep-2016	\$6,063.75	\$1,562,916.19
Global Healthcare Exchange LLC - Senior Secured Initial Term Loan	LIBOR Interest	GLBLHLTH_SSIT	30-Sep-2016	\$119,845.88	\$1,682,762.07
Global Tel Link Corp - First Lien Term Loan	LIBOR Interest	GLBLTELLNK_FL	30-Sep-2016	\$25,483.84	\$1,708,245.92
Global Tel Link Corp - Second Lien Term Loan	LIBOR Interest	GLBLTELLNK_SL	30-Sep-2016	\$57,500.00	\$1,765,745.92
GlobalLogic Holdings Inc - Term Loan	LIBOR Interest	GLOBALLOGC_TL	30-Sep-2016	\$147,942.71	\$1,913,688.62
Help Systems Holdings Inc - First Lien Initial Term Loan	LIBOR Interest	HELPSYSTM_FLT	30-Sep-2016	\$143,031.25	\$2,056,719.87
iEnergizer Limited - Term Loan	LIBOR Interest	IENERGZRLD_TL	30-Sep-2016	\$30,776.74	\$2,087,496.62
Imagine! Print Solutions LLC - Initial Term Loan	LIBOR Interest	IMAGINE_INITL	30-Sep-2016	\$71,376.67	\$2,158,873.28
Integra Telecom Holdings Inc - Term B-1 Loan	LIBOR Interest	INTEGRTEL_TB1	30-Sep-2016	\$19,626.45	\$2,178,499.73
NAB Holdings LLC - Term Loan	LIBOR Interest	NABHLLC_FLTL	30-Sep-2016	\$113,013.62	\$2,291,513.35
Novetta Solutions LLC - First Lien Initial Term Loan	LIBOR Interest	NVSLTNLLC_FTL	30-Sep-2016	\$86,963.00	\$2,378,476.35
Novitex Acquisition LLC - Tranche B-2 Term Loan (First Lien)	LIBOR Interest	NOVITEXIN_TB2	30-Sep-2016	\$1,183.56	\$2,379,659.91
PGX Holdings Inc - First Lien Term B Loan	LIBOR Interest	PGXHL DNG_FL	30-Sep-2016	\$41,602.79	\$2,421,262.70
Recorded Books Inc - First Lien Initial Term Loan	LIBOR Interest	RECRDBKS_FLIT	30-Sep-2016	\$124,553.58	\$2,545,816.27
Securus Technologies Holdings Inc - Second Lien Initial Term Loan	LIBOR Interest	SECURUSTCH_SL	30-Sep-2016	\$96,600.00	\$2,642,416.27
SourceHOV LLC - First Lien Term B Loan	LIBOR Interest	SOURCEHOV_TL	30-Sep-2016	\$45,712.89	\$2,688,129.16
SourceHOV LLC - Second Lien Term Loan	LIBOR Interest	SRCEHOVLLC_SL	30-Sep-2016	\$47,916.67	\$2,736,045.83
Stratus Technologies Inc - Initial Term Loan	LIBOR Interest	STRATSTCH_ITL	30-Sep-2016	\$41,250.00	\$2,777,295.83
Total Merchant Services Inc - Term Loan	LIBOR Interest	TOTALMERCE_TL	30-Sep-2016	\$155,438.47	\$2,932,734.30

Security	Transaction Type	Security ID	Transaction Date	Transaction Amount	Account Balance
Travel Leaders Group LLC - Tranche B Term Loan	LIBOR Interest	TRLEGRLL_FLTB	30-Sep-2016	\$164,376.21	\$3,097,110.52
UniTek Global Services Inc - Second Out Tranche Advance	LIBOR Interest	UNTKGLBL_SOTA	30-Sep-2016	\$15,778.80	\$3,112,889.32
US TelePacific Corp - Term Loan Advance	LIBOR Interest	USTELPCFC_TLB	30-Sep-2016	\$250.97	\$3,113,140.28
	Reinvestment Income		03-Oct-2016	\$182.83	\$3,113,323.11
Novitex Acquisition LLC - Tranche B-2 Term Loan (First Lien)	LIBOR Interest	NOVITEXIN_TB2	03-Oct-2016	\$188,136.81	\$3,301,459.92
Stratose Intermediate Holdings II LLC - Term Loan	LIBOR Interest	STRATOSE_FTL	03-Oct-2016	\$76,283.33	\$3,377,743.26
UniTek Global Services Inc - Holdco Subordinated Note Non-PIK	Offset PIK	UNITEKGS_I_HSN	03-Oct-2016	(\$6,676.86)	\$3,371,066.39
UniTek Global Services Inc - Holdco Subordinated Note Non-PIK	Interest	UNITEKGS_I_HSN	03-Oct-2016	\$5,355.83	\$3,376,422.22
UniTek Global Services Inc - Holdco Subordinated Note PIK	Interest	UNITKGS_HSNPK	03-Oct-2016	\$1,321.02	\$3,377,743.24
TICC CLO 2012-1 LLC - Interest Collection Account Subtotal				\$3,377,743.24	

TICC CLO 2012-1 LLC - Payment Account

Beginning Balance	03-Sep-2016	\$0.00	\$0.00
TICC CLO 2012-1 LLC - Payment Account Subtotal		\$0.00	

TICC CLO 2012-1 LLC - Principal Collection Account

Beginning Balance	03-Sep-2016	\$19,260,991.51	\$19,260,991.51		
PGX Holdings Inc - First Lien Term B Loan	LIBOR Paydown	PGXHLONG_FL	07-Sep-2016	\$339,285.71	\$19,600,277.23
American Teleconferencing Services Ltd - Term Loan	LIBOR Paydown	PREMRGLBSV_TL	30-Sep-2016	\$119,047.62	\$19,719,324.85
AmeriLife Group LLC - First Lien Initial Term Loan	LIBOR Paydown	AMERILIFE_FL	30-Sep-2016	\$23,750.00	\$19,743,074.85
Amneal Pharmaceuticals LLC - Term Loan B	Prime Paydown	AMNEALPHAR_TL	30-Sep-2016	\$6,240.05	\$19,749,314.90
Aricent Technologies - First Lien Initial Term Loan	LIBOR Paydown	ARCNTTCHNL_TL	30-Sep-2016	\$918.06	\$19,750,232.96
Aricent Technologies - First Lien Initial Term Loan	LIBOR Paydown	ARCNTTCHNL_TL	30-Sep-2016	\$16,280.29	\$19,766,513.26
Aricent Technologies - First Lien Initial Term Loan	LIBOR Paydown	ARCNTTCHNL_TL	30-Sep-2016	\$5,263.55	\$19,771,776.81
BMC Software Finance Inc - Initial US Term Loan	LIBOR Paydown	BMCSFTWRE_TL	30-Sep-2016	\$12,500.00	\$19,784,276.81
ConvergeOne Holdings Corporation - First Lien Initial Term Loan	LIBOR Paydown	CONVRG1HLD_FL	30-Sep-2016	\$24,640.59	\$19,808,917.40
CT Technologies Intermediate Holdings Inc - Initial Term Loan	LIBOR Paydown	CTTHNINHL_TL	30-Sep-2016	\$3,500.00	\$19,812,417.40
Global Healthcare Exchange LLC - Senior Secured Initial Term Loan	LIBOR Paydown	GLBLHLTH_SSIT	30-Sep-2016	\$22,331.53	\$19,834,748.93
Global Tel Link Corp - First Lien Term Loan	LIBOR Paydown	GLBLTELLNK_FL	30-Sep-2016	\$5,612.32	\$19,840,361.24
GlobalLogic Holdings Inc - Term Loan	LIBOR Paydown	GLOBALLOGC_TL	30-Sep-2016	\$23,750.00	\$19,864,111.24
Help Systems Holdings Inc - First Lien Initial Term Loan	LIBOR Paydown	HELPSYSTEM_FLT	30-Sep-2016	\$22,500.00	\$19,886,611.24
iEnergizer Limited - Term Loan	LIBOR Paydown	IENERGZRLD_TL	30-Sep-2016	\$200,000.00	\$20,086,611.24
Imagine! Print Solutions LLC - Initial Term Loan	LIBOR Paydown	IMAGINE_INITL	30-Sep-2016	\$10,000.00	\$20,096,611.24
Integra Telecom Holdings Inc - Term B-1 Loan	LIBOR Paydown	INTEGRTEL_TB1	30-Sep-2016	\$11,932.00	\$20,108,543.24
NAB Holdings LLC - Term Loan	LIBOR Paydown	NABHLLC_FLTL	30-Sep-2016	\$23,743.39	\$20,132,286.63
Novetta Solutions LLC - First Lien Initial Term Loan	LIBOR Paydown	NVSLTNLLC_FTL	30-Sep-2016	\$14,250.00	\$20,146,536.63
Novitex Acquisition LLC - Tranche B-2 Term Loan (First Lien)	LIBOR Paydown	NOVITEXIN_TB2	30-Sep-2016	\$59,550.00	\$20,206,086.63
PGX Holdings Inc - First Lien Term B Loan	LIBOR Paydown	PGXHLONG_FL	30-Sep-2016	\$23,750.00	\$20,229,836.63
Recorded Books Inc - First Lien Initial Term Loan	LIBOR Paydown	RECRDBKS_FLIT	30-Sep-2016	\$22,500.00	\$20,252,336.63
SESAC Holdco II LLC - First Lien Term Loan	LIBOR Paydown	SESACHLDCO_FL	30-Sep-2016	\$24,255.47	\$20,276,592.11
SourceHOV LLC - First Lien Term B Loan	LIBOR Paydown	SOURCEHOV_TL	30-Sep-2016	\$93,750.00	\$20,370,342.11
Stratus Technologies Inc - Initial Term Loan	LIBOR Paydown	STRATSTCH_ITL	30-Sep-2016	\$137,500.00	\$20,507,842.11
Total Merchant Services Inc - Term Loan	LIBOR Paydown	TOTALMERCER_TL	30-Sep-2016	\$23,750.00	\$20,531,592.11
Travel Leaders Group LLC - Tranche B Term Loan	LIBOR Paydown	TRLEGRLL_FLTB	30-Sep-2016	\$131,267.61	\$20,662,859.71
US TelePacific Corp - Term Loan Advance	LIBOR Paydown	USTELPCFC_TLB	30-Sep-2016	\$23,901.52	\$20,686,761.23
Stratose Intermediate Holdings II LLC - Term Loan	LIBOR Paydown	STRATOSE_FTL	03-Oct-2016	\$12,500.00	\$20,699,261.23
UniTek Global Services Inc - Holdco Subordinated Note PIK	Facility Increase	UNITKGS_HSNPK	03-Oct-2016	(\$6,676.86)	\$20,692,584.37
UniTek Global Services Inc - Holdco Subordinated Note PIK	Upfront Fee	UNITKGS_HSNPK	03-Oct-2016	\$6,676.86	\$20,699,261.23
TICC CLO 2012-1 LLC - Principal Collection Account Subtotal				\$20,699,261.23	

TICC CLO 2012-1 LLC - Ramp-Up Account

Beginning Balance	03-Sep-2016	\$0.00	\$0.00
TICC CLO 2012-1 LLC - Ramp-Up Account Subtotal		\$0.00	

TICC CLO 2012-1 LLC - Revolver Funding Account

Beginning Balance	03-Sep-2016	<u>\$0.00</u>	\$0.00
-------------------	-------------	---------------	--------

TICC CLO 2012-1 LLC - Revolver Funding Account Subtotal		\$0.00	
----------------------------------------------------------------	--	---------------	--

TICC CLO 2012-1 LLC - Supplemental Expense Reserve Account

Beginning Balance	03-Sep-2016	\$122,367.81	\$122,367.81
Reinvestment Income	03-Oct-2016	<u>\$0.96</u>	\$122,368.77

TICC CLO 2012-1 LLC - Supplemental Expense Reserve Account Subtotal		\$122,368.77	
----------------------------------------------------------------------------	--	---------------------	--

TICC CLO 2012-1 LLC

SP Monitor as of 10/4/2016

Rated Class	Rated Par Balance	Initial Rating	Shadow	Scenario Default Rate	CurrentBreakEven	CDO Monitor Test Results
A-1	\$176,000,000	AAA		50.72%	74.80%	PASS
B-1	\$ 20,000,000	AA		46.63%	74.74%	PASS
C-1	\$ 23,000,000	A		44.17%	69.41%	PASS
D-1	\$ 21,000,000	BBB		38.07%	59.41%	PASS

TICC CLO 2012-1 LLC

The Notes may be beneficially owned only by Persons that (a) (i) are Qualified Purchasers who are not U.S. persons (within the meaning of Regulation S under the United States Securities Act of 1933, as amended) and are purchasing their beneficial interest in an offshore transaction (as defined in Regulation S) or (ii) are Qualified Institutional Buyers or Institutional Accredited Investors and, in either case, are Qualified Purchasers and (b) can make the representations set forth in Section 2.5 of the Indenture or the appropriate Exhibit to the Indenture. Beneficial ownership interests in the Rule 144A Global Secured Notes may be transferred only to a Person that is both a Qualified Institutional Buyer and a Qualified Purchaser and that can make the representations referred to in clause (b) of the preceding sentence. The Issuer has the right to compel any beneficial owner of an interest in Rule 144A Global Secured Notes that does not meet the qualifications set forth in the preceding sentence to sell its interest in such Notes, or may sell such interest on behalf of such owner, pursuant to Section 2.11.

Each holder receiving this report agrees to keep all non-public information herein confidential and not to use such information for any purpose other than its evaluation of its investment in the Notes; *provided* that any holder may provide such information on a confidential basis to any prospective purchaser of such holder's Notes that is permitted by the terms of the Indenture to acquire such holder's Notes and that agrees to keep such information confidential in accordance with the terms of the Indenture.

"The Investment Company Act of 1940, as amended (the "1940 Act"), requires that all holders of the outstanding securities of the Issuer be "Qualified Purchasers" ("Qualified Purchasers") as defined in Section 2(a)(51)(A) of the 1940 Act and related rules. Under the rules, the Issuer must have a "reasonable belief" that all holders of its outstanding securities, including transferees, are Qualified Purchasers. Consequently, all sales and resales of the Notes must be made solely to purchasers that are Qualified Purchasers. Each purchaser of a Note will be deemed to represent at the time of purchase that: (i) the purchaser is a Qualified Purchaser who is (x) an Institutional Accredited Investor ("IAI") within the meaning of Rule 501(a)(1), (2), (3) or (7) under the Securities Act of 1933, as amended (the "Securities Act"), (y) a qualified institutional buyer as defined in Rule 144A under the Securities Act ("QIB") or (z) in the case of Secured Notes only, not a "U.S. person" as defined in Regulation S and is acquiring the Notes in an offshore transaction (as defined in Regulation S) in reliance on the exemption from registration provided by Regulation S; (ii) the purchaser is acting for its own account or the account of another Qualified Purchaser who is a QIB, IAI or, in the case of the Secured Notes only, not a U.S. Person (as defined in Regulation S) (as applicable); (iii) the purchaser is not formed for the purpose of investing in Issuer; (iv) the purchaser, and each account for which it is purchasing, will hold and transfer at least the minimum denominations of the Notes specified in the Indenture; (v) the purchaser understands that the Issuer may receive a list of participants holding positions in securities from one or more book-entry depositories; and (vi) the purchaser will provide written notice of the foregoing, and of any applicable restrictions on transfer, to any subsequent transferees. The Notes may only be transferred to another Qualified Purchaser who is also a QIB, IAI or, in the case of the Secured Notes only, not a U.S. Person (as defined in Regulation S) (as applicable) and all subsequent transferees are deemed to have made representations (i) through (vi) above."

"The Issuer directs that the recipient of this notice, and any recipient of a copy of this notice, provide a copy to any Person having an interest in this Note as indicated on the books of DTC or on the books of a participant in DTC or on the books of an indirect participant for which such participant in DTC acts as agent."